



2005 Champs Sports Bowl



Clemson vs. Colorado

Tuesday, December 27, 2005
5:04 PM (EST)
Florida Citrus Bowl Stadium (65,438)
Orlando, FL

Television: ESPN
Play by Play: Ron Franklin
Color: Bob Davie
Sideline: Holly Rowe

National Radio: Sports USA Network
Play-By-Play: Eli Gold
Color: Tony Graziani

Clemson Radio: Clemson Tiger Sports Network
Play-By-Play: Pete Yanity
Color: Will Merritt
Sideline: Chad Carson

Series History: Colorado leads 1-0
Clemson vs. Current Big 12 Teams: 6-9 overall, 3-3 in bowl games

Tickets: Available
1-800-CLEMSON

ClemsonTigers.com

Clemson Tigers

2005 Record: 7-4 (4-4 ACC)
Rankings: #23 AP, #23 ESPN/USA Today
Location: Clemson, SC
Colors: Burnt Orange & Northwest Purple
Enrollment: 17,181
Head Coach: **Tommy Bowden** (West Virginia '77)
Record at Clemson (seasons): 51-33 (7th)
Home Record: 32-12
Away Record: 17-18
Bowl Record: 2-3
ACC Record: 32-24
Career Record (seasons): 69-37 (9th)
Record vs. Colorado: 0-0
Offensive Coordinator: **Rob Spence** (Iona '81)
Defensive Coordinator: **Vic Koenning** (Kansas State '83)
Athletic Website: ClemsonTigers.com

Colorado Buffaloes

2005 Record: 7-5 (5-3 Big 12)
Rankings: NR
Location: Boulder, CO
Colors: Silver, Gold, & Black
Enrollment: 29,151
Interim Head Coach: **Mike Hankwitz** (Michigan '70)
Record at Colorado: 0-0
Bowl Record: 0-0
Career Record: 1-7
Offensive Coordinator: **Shawn Watson** (Southern Illinois '82)
Defensive Coordinator: **Mike Hankwitz** (Michigan '70)
Sports Information Contact: **David Plati**
Email: david.plati@colorado.edu
Office Phone: (303) 492-5626
Fax: (303) 492-3811
Athletic Website: CUBuffs.com

Clemson Bowl Information

Clemson Practice Schedule

Date	Site	Time
12-23	Thunder Field	10:30 AM - 1:00 PM
12-24	Thunder Field	2:15 PM - 4:45 PM
12-25	Thunder Field	3:15 PM - 5:45 PM

Note: Field is adjacent to Florida Citrus Bowl Stadium.

Media Practice Policy

Opening flex periods and the first 20 minutes of practice will be open to the media. Head Coach **Tommy Bowden** and players will be available after practice. See **Brian Hennessy** each day at the practice site for specific requests.

Media Hotel

The Orlando Marriott Downtown will serve as the media hotel. The address is 400 West Livingston Street; Orlando, FL 32801. The phone number for the hotel is (407) 843-6664. The room rate for media staying at the hotel is \$99 per night. A reservation form distributed by Florida Citrus Sports is required to reserve a room. Reservations will not be accepted over the phone. The deadline to book a room at the media rate was December 12.

A limited number of parking passes, issued on a priority basis, for use by the media on gameday are available. Parking passes can be applied for during the credential application process. They will be distributed along with media credentials at Media Registration at the media headquarters. Directions to the reserved media lots are on the back of the passes. Television stations with satellite trucks must notify **Brett Sowell** to secure a parking area near the stadium. The media entrance on gameday is Service Gate D in the stadium's Southwest corner. The press box at Florida Citrus Bowl Stadium is equipped with wireless internet.

Clemson Team Hotel

The Orlando World Center Marriott in Orlando, FL. The team will arrive on Thursday, December 22.

Ticket Information

Tickets are available. Call 1-800-CLEMSON to purchase tickets. Clemson's ticket allotment is 12,000.

Bowl Payout

Clemson and Colorado will each receive an amount of \$750,000.

Clemson Personnel Update

- **Donnell Clark** (DT) - Starting defensive tackle for first half of the season. Suffered a torn ACL against Temple on October 22 and will miss the bowl game.
- **Kelvin Grant** (WR) - Suffered a torn ACL in practice on October 5 and will miss the bowl game.
- **Zach Green** (OT) - Has missed the entire season due to a stomach problem. Expected to return in 2006.
- **Charlie Whitehurst** (QB) - Had minor arthroscopic surgery on a shoulder on December 1. Expected to be ready for the bowl game.



NCAA Stat Ranking Comparison

Category	Clemson	Colorado
Scoring Offense	27.0 (56)	24.6 (70)
Total Offense	386.4 (49)	350.5 (77)
Rush Offense	152.4 (51)	118.1 (91)
Pass Offense	234.0 (42)	232.4 (43)
Pass Efficiency Offense	135.5 (39)	120.9 (68)
Scoring Defense	18.3 (13)	24.6 (70)
Total Defense	334.1 (30)	347.8 (44)
Rush Defense	130.0 (33)	95.3 (9)
Pass Defense	204.1 (41)	252.6 (91)
Pass Efficiency Defense	111.8 (25)	118.5 (41)
Interceptions by Defense	14 (27)	13 (39)
Turnover Margin per Game	+0.91 (14)	+0.08 (55)
Turnovers Gained	24 (32)	22 (40)
Turnovers Lost	14 (8)	21 (56)
Net Punting	29.7 (114)	38.2 (8)
Punt Returns	7.1 (84)	10.4 (43)
Kickoff Returns	22.1 (32)	19.2 (88)

Note: National rankings in parentheses; rankings are prior to the bowl season.

Credits

The 2005 Clemson Champs Sports Bowl Media Guide was written and edited by Sports Information Director **Tim Bourret**. Layout, design, and editorial assistance was executed by Assistant Sports Information Director **Brian Hennessy**. Special thanks to **Kyle Tucker** and **Dr. Harold Vigodsky** in the production of this bowl guide.

Thanks to **John Schaffhauser** of Canton, MS for the design of the outside covers. Photos used for the design by **Mark Crammer**, **Tommy Crumpton**, **Roy Philpott**, **Randy Rampey**, and **Vern Verna**.

Printing by Martin Printing Company of Easley, SC.

Clemson's 2005 Results

Date	Opponent (Rank)	Result	Score
Sept. 3	Texas A&M (17,17)	W	25-24
Sept. 10	* at Maryland	W	28-24
Sept. 17	* Miami (FL) (13,13)	L	^^^30-36
Sept. 24	* Boston College (NR,25)	L	^13-16
Oct. 1	* at Wake Forest	L	27-31
Oct. 13	* at N.C. State	W	31-10
Oct. 22	Temple	W	37-7
Oct. 29	* at Georgia Tech	L	9-10
Nov. 5	* Duke	W	49-20
Nov. 12	* Florida State (17,16)	W	35-14
Nov. 19	at South Carolina (19,21)	W	13-9

Date	Opponent (Rank)	TV	Time
Dec. 27	\$ Colorado	ESPN	5:04

* - ACC game; ^ - one overtime; \$ - Champs Sports Bowl at Orlando, FL; Note: Home games in **bold**; all times are PM and EST; rankings by **AP, USA**.

SID Information

SID Office Phone: (864) 656-2114
SID Fax: (864) 656-0299
Overnight Mailing Address: Jervy Athletic Center;
 100 Perimeter Road; Clemson, SC 29634
Assistant AD/Head SID & Football Contact:
Tim Bourret, Notre Dame '77
Bourret Email: btimoth@clemson.edu
Bourret Office Phone: (864) 656-1921
Bourret Cell Phone: (864) 356-3791
Assistant SID/Secondary Football Contact:
Brian Hennessy, Clemson '98
Hennessy Email: bhennes@clemson.edu
Hennessy Office Phone: (864) 656-1921
Hennessy Cell Phone: (864) 986-9046
Clemson Ticket Office Phone: 1-800-CLEMSON
Champs Sports Bowl Website: FCSports.com
Champs Sports Bowl Media Contact: **Brett Sowell**
Sowell Email: bsowell@fcsports.com
Sowell Office Phone: (407) 423-2476 x117
Sowell Fax: (407) 425-8451





2005 Clemson Personnel Overview



Overview

Clemson enters the Champs Sports Bowl with a 7-4 record and is ranked #23 nationally in both the AP and Coaches poll. The Tigers are on a three-game winning streak and have won those games by a combined score of 97-43, including consecutive wins over top-20 ranked teams for the first time since 1983.

Clemson opened the 2005 season with a 25-24 win over #17 Texas A&M, as **Jad Dean** set a Tiger record with six field goals in a game, including the game-winner with two seconds remaining. Clemson hit the road to open ACC play the following week, and the Tigers scored 14 points in the final eight minutes to pull out a 28-24 victory over the Terrapins.

Miami (FL), ranked #13, then made its first trip to Death Valley and narrowly escaped with a 36-30 victory in three overtimes. It was the first loss ever for the Tigers in overtime. Boston College, ranked #25, then came to Tigertown for the first time as a member of the ACC and defeated the Tigers 16-13 in another overtime thriller. On the road at Wake Forest the following weekend, Clemson fell behind 21-7 before taking a 27-21 lead, but the Demon Deacons scored with 33 seconds left to come out on top 31-27.

The Tigers won on ESPN's Thursday Night College Football for the first time at N.C. State, rolling over the Wolfpack by a score of 31-10. Clemson then stepped out of conference play when it played host to Temple and defeated the Owls 37-7, the same final score of the only other meeting between the two schools during the 1991 season. The Tigers then lost a hard-fought contest at Georgia Tech the following week by a score of 10-9. It was Clemson's fourth loss of the year, but the four were by a combined 14 points.

The Tigers began their current winning streak with a 49-20 win over Duke and followed that performance with a dominating 35-14 win over #16 Florida State. In the season finale at #19 South Carolina, **James Davis** scored the game's only touchdown with less than six minutes remaining and defeated the Gamecocks 13-9. It was the first win for the Tigers over a ranked South Carolina team on the road. Clemson has won eight of the last nine meetings between the two rivals, including four in a row.

The Tigers made great improvements from last season, especially offensively. Clemson is averaging 386.4 yards per game of total offense, an improvement of almost 91 yards per game, which is the nation's eighth-best increase this season and the fourth-best improvement in school history. Also, the Tigers rank second in the ACC in total offense after finishing 10th in 2004.

The Clemson defense has shown improvement over the course of the season, allowing only 11.7 points per game over the final six games. The Tigers are ranked 13th nationally in scoring defense. The defense allowed just 23 total points in the wins over top-20 teams Florida State and South Carolina. In fact, both of those teams failed to score an offensive touchdown, the first time in history a school has held Bobby Bowden and Steve Spurrier coached offenses without a touchdown in the same season, nevermind consecutive games. Clemson leads the

ACC in turnover margin at +0.91 per game, ranking 14th in the country in that category.

Offense

The Clemson offense is led by senior quarterback **Charlie Whitehurst**. The graduate student from Duluth, GA has thrown for 2,278 yards and has completed 67 percent of his passes. **Whitehurst** also has 11 touchdown passes and has a pass efficiency rating of 134.3.

In the win over #16 Florida State, **Whitehurst** threw for 269 yards and went over 2,000 yards for the season. It was the third time in his career that **Whitehurst**, the owner of 41 Tiger records, has gone over the 2,000-yard mark in a season. His 2,278 yards this year are the third-highest total for a season in school history. He has three of the top-five, passing-yardage seasons in Clemson history as well.

In the win over #19 South Carolina, **Whitehurst** became the first quarterback in the history of the series to lead his team to victory as the starting quarterback four times. In the four wins, Clemson outscored the Gamecocks 132-53. Including this year's win over the Gamecocks, **Whitehurst** has led the Tigers to seven wins over top-25 teams in his career, tied for the Tiger record with Rodney Williams. He also has led the Tigers to eight fourth-quarter comeback victories in his career, tied for first among active Division I quarterbacks with his counterpart in the Champs Sports Bowl, Colorado signal-caller Joel Klatt.

Whitehurst has a capable backup in junior **Will Proctor**. The Champs Sports Bowl will be a homecoming of sorts for the Winter Park, FL native, who started for an injured **Whitehurst** in the win over Duke. **Proctor** completed 13-21 passes for 201 yards and two touchdowns in his first career start, and he also quarterbacked the Tigers for much of the fourth quarter in the season-opening win over #17 Texas A&M.

The main target for the quarterbacks over the course of the season has been wide receiver **Chansi Stuckey**. The junior from Warner Robins, GA has caught 62 passes for 761 yards and is third in the ACC in receiving yards per game. **Stuckey**, a First-Team All-ACC selection, has caught four touchdown passes and has recorded touchdowns by passing, running, and receiving in addition to a punt return in his career as a Tiger. **Stuckey** caught five passes for 112 yards against Duke, and recorded his second-consecutive 100-yard performance the following week against #16 Florida State when he caught 11 passes for 156 yards. It is the most receptions by an ACC player this year.

Aaron Kelly is the second-leading receiver on the team with 43 catches. The red-shirt freshman from Marietta, GA averages 12.5 yards per reception, and also has two touchdown receptions. **Kelly** is averaging 28.6 yards on eight kickoff returns, including his first career return at Georgia Tech that covered 81 yards.

Senior receiver **Curtis Baham** has shown sure hands throughout the season and has made many catches on third and fourth down all season. The senior from New Orleans, LA averages 15.6 yards per catch and has four touchdowns. He hauled in a pass from **Whitehurst** on fourth down in the first overtime against #13 Miami (FL), which tied the

game and forced a second overtime before the Hurricanes finally won in the third extra period.

Tight ends **Bobby Williamson** and **Thomas Hunter** have combined for 19 receptions and 194 yards. **Williamson** caught a touchdown pass from **Whitehurst** in the win at N.C. State. **Cole Downer** has returned to the lineup after missing four games due to injury. He was the first Tiger tight end to catch a touchdown pass since 2003 when he hauled in a scoring pass in the Miami (FL) game.

Davis, the ACC Rookie-of-the-Year, leads the rushing attack. The Atlanta, GA native has 729 yards with eight touchdowns, and averages 5.3 yards per carry. His rushing total is the second best by a freshman in school history. Although **Davis** has played in 10 of Clemson's 11 games, he has essentially missed two and a half games this season after he injured his wrist on the first play of the second half at N.C. State. He had already racked up 139 yards in the first half before his night was cut short, ending with a total of 143. **Davis** missed the Temple game and carried one time at Georgia Tech before returning full time against Duke.

Davis gained 101 yards on the ground in the opener against #17 Texas A&M and became the first, first-year freshman to gain 100 rushing yards in his first game since 1945. **Davis** is fourth in the ACC in rushing, and tops among freshmen. Among the ACC's top-seven rushers, **Davis'** 5.3 yards per carry is the best in the conference. He also has three 100-yard rushing performances in 2005, and the Tigers are 3-0 in those games, including a 145-yard performance at #19 South Carolina in which he scored the winning touchdown with 5:58 left. On that night, 111 of his 145 yards came in the second half. For that performance, **Davis** was named the national freshman-of-the-week by [Rivals.com](#).

The Tiger rushing attack does not end with **Davis**, however, as he has combined with junior **Reggie Merriweather** to form quite a formidable rushing duo. **Merriweather** has gained 707 yards this year with seven touchdowns, and has averaged 4.8 yards per carry. **Merriweather** joins **Davis** to give Clemson two of the ACC's top-seven leading rushers.

The North Augusta, SC native recorded three consecutive 100-yard rushing games against Temple, Georgia Tech, and Duke. **Merriweather** had 108 yards on 17 carries against the Owls. Then against the Yellow Jackets, he carried 23 times for 128 yards, and followed that with 104 yards on 18 carries against the Blue Devils. He became the first Tiger to have at least three-consecutive, 100-yard games since 1996, when Raymond Priestner had at least 100 yards in each of the last four games that year. **Merriweather** scored three touchdowns against Duke, marking the third time in a 15-game span he scored three touchdowns in a single game. He also did it against #10 Miami (FL) and South Carolina in 2004.

Davis and **Merriweather** combined for 189 yards on 26 carries against Duke, good for a 7.3 average. It was the second-highest, single-game performance for them as a duo, as they had 190 yards in the win at N.C. State. In fact, one or the other has rushed for at least 100 yards in five of the last six games. This is the first time Clemson has had a pair of 700-yard rushers in the same season



2005 Clemson Personnel Overview



since 1985, when Kenny Flowers had 1,200 and Stacy Driver had 831.

Paving the way for the Clemson running backs has been a young, yet effective offensive line. There are a number of key contributors within the unit, as six different linemen have had the highest film grade in 11 games as awarded by Assistant Head Coach **Brad Scott**. **Roman Fry** has garnered the highest honor among the group, as he was named Second-Team All-ACC at guard. **Fry** leads the team in knock-down blocks (88.5), including 12 intimidation blocks. **Dustin Fry**, the starting center and no relation to his fellow offensive lineman, is second (69.5). He has played the most snaps (753) in 2005.

The Tigers racked up 489 yards of total offense at N.C. State, including 243 on the ground. Clemson did not allow a sack in that game, even though the Tigers were going against a Wolfpack defensive line that ranks among the best in the nation. **Barry Richardson** was named ACC Lineman-of-the-Week for that game after recording an 82-percent grade. **Richardson** had five knockdown blocks, including a key block on **Davis'** first touchdown run. He also had an 88-percent grade against #16 Florida State.

What is encouraging for Head Coach **Tommy Bowden** is the youth of the offensive line. **Chip Myrick** is the only senior among the 10 offensive linemen who have played in a game this year, meaning just about everyone will be back for the Tigers up front on offense in 2006.

Defense

For the third consecutive year, Clemson has won five of its last six games, and the improvement of the defense has been a key each time. The Tiger defense is ranked 13th nationally in scoring defense, and it should also be noted that Clemson gave up 22 points in overtime periods to #13 Miami (FL) and #25 Boston College, meaning that ranking could be even higher if points only scored in regulation were counted statistically. Overall, the Tigers have given up 18.3 points per game, and the #13 ranking is Clemson's highest since the 1995 season, when Clemson was 10th in the nation with a 16.2 figure.

The Tiger defense has performed well against good teams, as the Tigers held #13 Miami (FL) to only 264 yards of total offense in regulation. It is the lowest total offense output for the Hurricanes in regulation in 2005. Clemson also held #16 Florida State to 226 yards of total offense, who entered the game leading the ACC in total offense with 420 yards per game. The Seminoles have allowed just 1.9 sacks per game this year, but the Tigers recorded six in the 35-14 triumph. The Tigers also held #19 South Carolina to nine points on three field goals, and it was just the fourth time in Spurrier's coaching career that his offense did not score an offensive touchdown.

Leading the way for the Clemson defense is first-team All-American **Tye Hill**. The fifth-year senior cornerback was named one of three finalists for the Jim Thorpe Award, given to the nation's most outstanding defensive back. **Hill**, also a First-Team All-ACC selection, is sixth on the team in tackles (53), as he has 41 first hits and 12 assists. He also has seven pass breakups and three interceptions for 10 total passes defended, most on the team. He has 40 career passes defended to rank seventh in

Clemson history. **Hill** also has five tackles for loss this season, a Clemson record for a defensive back.

On December 9, **Hill** was named a first-team All-American by the Walter Camp Foundation. The Walter Camp team is one of the five major All-America teams recognized by the NCAA in its compilation of consensus All-Americans. **Hill** will be honored at a banquet in New Haven, CT in February. He is the 14th different Tiger and the 15th overall selection as a first-team All-American by the Walter Camp Foundation. William Perry was a two-time selection (1983, 84).

Hill, a senior from Saint George, SC, is the first Tiger Walter Camp All-American since Keith Adams was named as a linebacker in 2000. He is also the first Tiger to be named first-team All-American by any organization since Adams in 2000. **Hill** is the first Clemson defensive back named to the team since the 1988 season, when Donnell Woolford was named. Terry Kinard (1982) is the only other defensive back to be a first-team selection by the Walter Camp Foundation.

Another leader in the Tiger secondary has been senior safety **Jamaal Fudge**. He recorded the 10th interception of his career in the season finale at #19 South Carolina. That was his third career interception in Columbia, as he had two at Williams-Brice Stadium in 2003. **Fudge** is attempting to lead Clemson in interceptions for a third-consecutive season, something no Tiger has ever done. Currently, he is tied with **C.J. Gaddis** and **Hill** with three apiece.

Fudge has a recovered fumble this year and two caused fumbles, including one at Georgia Tech. He also has four caused fumbles in his career. **Fudge** has two career recovered fumbles to go with the 10 interceptions, giving him 12 career takeaways, more than any other active Tiger. The Jacksonville, FL native also has 279 tackles in his career, also more than any other active Tiger. He has started 35 consecutive games and has played in 48 in a row. He has never missed a game in a Tiger uniform.

Michael Hamlin, a red-shirt freshman from Timmonsville, SC became a starter at the N.C. State game on October 13. Clemson has won five of the last six games he has started so far this year. He had his second interception of the year in the win over #16 Florida State and leads the team in interception return yards (42). **Hamlin** was named a second-team freshman All-American as well.

Defensive ends **Gaines Adams** and **Charles Bennett** are the leaders up front. They combined for six tackles for loss and 2.5 sacks in the win over #16 Florida State. Their constant pressure was a big reason the Seminoles had just 14 points, no offensive touchdowns, 11 first downs, and 126 yards passing, the second-lowest figure for this year's ACC leader in passing offense and total offense. They followed that with 11 combined tackles with four tackles for loss and a sack at #19 South Carolina.

For the season, **Adams** has 49 tackles and 12.5 tackles for loss to go with 7.5 sacks. **Bennett** has 45 tackles to go with 9.5 tackles for loss and 2.5 sacks. The duo has combined for 43 quarterback pressures. The entire Clemson team has just 81.

Linebacker **Anthony Waters** has been the heart of the defense this season, as the junior from Lake View, SC leads the team in tackles. He went over the 100 mark in the win at #19 South Carolina.

He has 102 tackles for his 10 games this year, an average of 10.2 per game. **Waters** is third in the conference in tackles per game, and is among the league leaders in tackles for loss (13.5). He also leads the team in tackles for loss, and is among the team leaders in pass breakups (7), and indication of his abilities as a pass defender.

The Tigers have other freshmen contributing on defense. Defensive tackle **Rashaad Jackson** has played 271 snaps and has 6.5 tackles for loss. **Jackson** tipped a pass on fourth down in the fourth quarter at #19 South Carolina that was intercepted by **Bennett**, which helped seal the win.

Joining **Jackson** on the defensive line are freshmen **Jock McKissic**, **Phillip Merling**, and **Dorell Scott**. **Antonio Clay** is a freshman who has played 179 snaps at linebacker, and led the Tigers in tackles with nine against Temple. So far this season, five of Clemson's top 18 tacklers are freshmen.

Trey Tate and **Cory Goover** are senior starters on the defensive line who have contributed all season, with **Goover** providing five tackles for loss, including a sack. **Nick Watkins** and **Tramaine Billie** join **Waters** as starters at linebacker, and each has played over 500 snaps this season.

One of the more interesting stories on defense has been **Duane Coleman**, who moved to cornerback from running back before the Miami (FL) game. In his first career start against #16 Florida State, **Coleman** was Clemson's leading tackler with nine. After a seven-tackle performance at #19 South Carolina, he has had more tackles (16) in his last two games combined than he had in the first nine games of the season. He also had a pass deflection and was a contributing factor to Clemson holding the ACC's top total offense to just 226 yards overall, including 122 passing yards, in the win over #16 Florida State.

Special Teams

The special teams are led by **Dean**, the starting placekicker. He was one of three finalists for the Lou Groza Award, given annually to the nation's top placekicker. The junior from Greenwood, SC was named Second-Team All-ACC and leads the conference in both scoring and field goals per game. He is second in the nation in field goals per game, behind only Alexis Serna of Oregon State, the winner of the Lou Groza Award.

Dean set the school record for field goals in a game when he was 6-6 in the season-opening win over #17 Texas A&M. He hit the game-winner with two seconds remaining from 42 yards out. **Dean** was named national player-of-the-week by USAToday.com for that performance. For the season, he is 22-29 with a long of 49 yards in the season finale at #19 South Carolina. He has 26 touchbacks on 62 kickoffs this season, and 17 other kickoff returns that have not gone past the 20.

Kelly leads the Tigers in kickoff returns with a 28.6 average, including an 81-yard return at Georgia Tech, his first collegiate kickoff return. **Stuckey** averages 7.4 to rank seventh in the ACC in punt returns, and returned one 47 yards for a touchdown against #17 Texas A&M. Punter **Cole Chason** has had 11 of his 45 punts downed inside the 20, as only one of his "pooch" punts has gone into the endzone for a touchback.



Facts on Clemson Football



Academic Excellence

- Current Clemson quarterback Charlie Whitehurst earned his degree in December of 2004 and has played his final season as a graduate. Tommy Bowden has had 33 players in his seven years who have played after they earned their undergraduate degree. Since Bowden has been at Clemson, nearly 80 percent of the scholarship players who have stayed until their senior year have earned their degree. Ten current players are expected to receive their degrees on December 22 during graduation ceremonies in Littlejohn Coliseum.
- Chad Carson and Kyle Young were first-team academic All-Americans in 2000 and 2001. Clemson was the only Division I school in the nation with two first-team picks each year. Young was named a first-team academic All-American from 1999-01, and became just the second ACC player in history to be a three-time, first-team selection. Young is one of just two offensive linemen in college football history to be named a three-time, first-team All-American.
- Carson joined Young in graduating from Clemson Summa Cum Laude. In 2002, Carson reached the final stage of the Rhodes Scholarship selection process, the only Division I football player in the nation who could make that claim. Carson, who is the sideline announcer on Clemson's radio network, also won Clemson University's Algernon Sydney Sullivan Award for service to others.
- Clemson's football team had 31 players named to the Academic Honor Roll for the spring semester of 2005. Even though he has served as head coach just 13 semesters, the top-six team Academic Honor Roll totals have taken place under Bowden's watch.

All-Americans

- Clemson has had a history of decorated gridders. The program boasts 57 different All-Americans in its history, including 2005 first-team selection Tye Hill. The program has had at least one All-American in 29 of the last 31 years.
- Hill was named a first-team selection by The Walter Camp Foundation, ESPN.com, Rivals.com, and Sporting News.
- Clemson had nine players on the ACC's 50-Year Anniversary team, more than any other school. The list shows the balance of the program over the years, as every area of a team (by position) was represented. The nine players are Joe Bostic, Jerry Butler, Bennie Cunningham, Jeff Davis, Steve Fuller, Terry Kinard, Michael Dean Perry, William Perry, and Anthony Simmons. All nine were All-Americans for at least one year and played in the NFL.

Bowl History

- Clemson has been to 27 bowl games in its history. Clemson's 14 wins in those games rank in a tie for 17th in the history of college football.
- Clemson's first bowl game was a 6-3 win over Boston College and Frank Leahy in the 1940 Cotton Bowl. Leahy is second in college football history in winning percentage.
- Clemson won five straight bowl games from 1986-90, tied for the sixth-longest winning streak in NCAA history in consecutive seasons. Clemson defeated Stanford, Penn State, Oklahoma, West Virginia, and Illinois during the stretch.
- Clemson has beaten some of the top coaches in history in bowl games. Among the list of coaches who have lost to Clemson in bowl competition since the ACC was founded are Joe Paterno (#2-winningest coach in Division I on a total victories basis), Barry Switzer (#4-winningest Division I coach on a winning-percentage basis), and Tom Osborne (#5-winningest Division I coach on a winning-percentage basis). Hall of Fame Coach Woody Hayes suffered his final loss against Clemson in 1978 at the Gator Bowl. Overall, Clemson has defeated six coaches in bowl games who are in the College Football Hall of Fame.
- This is Clemson's 17th bowl appearance since 1985, a sign of the program's consistency. That is tied for the ninth-most bowl appearances in the last 21 years. Clemson is tied with Colorado, its opponent in the Champs Sports Bowl.

Championship Tradition

- The Tigers were named national champions by every service in 1981, as they were the only school in the nation with a perfect record (12-0). It included three wins over

top-10 teams (Georgia, Nebraska, North Carolina), the only team in college football to beat three top-10 teams in 1981. It was just the second national title for an ACC school.

- The 1981 team had five All-Americans, including first-team picks Jeff Davis, Terry Kinard, and Perry Tuttle. Thirty-one players on the team were eventually drafted by the NFL, and 22 players eventually played in the NFL. Twenty-three different players on the 1981 roster were First-Team All-ACC selections at one time or another in their career.
- Since the ACC was formed in 1953, Clemson has more wins (347) and ACC wins (213) than any other school.
- Clemson has won 13 ACC titles (12 outright and one tied), more than any other school. Florida State is second with 12. In two different eras, Clemson won three league titles in a row. Those took place from 1965-67 and 1986-88.
- Clemson won the Southern Conference title in 1940 and 1948, giving it 15 conference crowns over the years.

Coaching Success

- Clemson has a legendary history when it comes to coaching. Three former Tiger mentors (John Heisman, Frank Howard, Jess Neely) are in the College Football Hall of Fame. Howard was Clemson's coach when the ACC was founded and promptly took the Tigers to six ACC titles. No coach had more league titles than Howard during his 30-year tenure at Clemson. He concluded his career with 165 victories, and his 30-year tenure still ranks second in NCAA history for a coach serving at the same school.
- Danny Ford coached Clemson to the national title in 1981 and won six bowl games in his Clemson career, second on the all-time ACC coaching list. His 76-percent winning percentage is also second-best in ACC history. He was the consensus national coach-of-the-year in 1981 and remains the youngest coach (33) to win a national title.
- Current Head Coach Tommy Bowden has continued the tradition of outstanding Tiger coaches by leading the team to bowl games each of his first five years, the only coach in Clemson history to do that. He has been named ACC Coach-of-the-Year twice in his first seven years at Clemson. In 2003, he became the second Clemson coach to defeat three top-25 teams in the same year, and the second to record at least two top-10 wins in the same season. He duplicated the feat in 2005 by defeating three top-20 teams, the first time that had been done since 1981.

First-Round Draft Selections

- Rod Gardner became the 20th first-round draft pick in Clemson history when he was selected as the #15 pick in the first round by the Washington Redskins in 2001. Gardner finished his career as the school's all-time leading receiver and was third in total reception yardage.
- Gardner set an example for all future Clemson football players to follow. He was a first-team All-American, a first-round draft choice, and graduated in May of 2001. Few college football players could boast that triple that year.
- Clemson had 10 players drafted in 1983, an ACC record for players drafted from the same school in one year.
- Clemson has had 184 players drafted over the years, including Airese Currie, Leroy Hill, and Justin Miller, who were drafted in 2005. All three made NFL rosters.

Hall of Fame

- Former Clemson All-American Terry Kinard was enshrined in 2001 in New York City. He was also inducted into the Clemson Ring of Honor in 2001.
- Kinard was the first Clemson football player to win a national individual award. He was named the 1982 National Defensive Player-of-the-Year by **CBS**. That year (his senior season), he was a first-team, unanimous All-American, the only unanimous All-American in school history. He was named to the ACC's 50-Year Anniversary team in 2002, and was also listed among the top-50 athletes in the history of the ACC, regardless of sport.
- Clemson had a special night in New York City on December 11, 2001. That evening, Terry Kinard was inducted into the College Football Hall of Fame and Kyle Young was named a recipient of a National Football Foundation Scholar-Athlete Award. Clemson was the only school in the nation with one of each in 2001.

- Three former Clemson coaches are in the College Football Hall of Fame. The list includes John Heisman (1900-03), Jess Neely (1931-39), and Frank Howard (1940-69).
- Banks McFadden, Clemson's greatest all-around athlete and a First-Team AP All-American in 1939, was inducted into the College Football Hall of Fame in 1959.

NFL Influence

- Clemson has had 22 former players in the NFL during the 2005 season, the 20th-consecutive year Clemson has had at least 18 former players on NFL rosters.
- Over the years, 19 former Tigers have won 27 Super Bowl Championship rings. The leader is Jeff Bostic, who was a starter on three Super Bowl championship teams with the Redskins. Clemson has had an alum on the Super Bowl Championship team five of the last eight years. Former Tigers Brian Dawkins and Keith Adams were starters on the Philadelphia Eagles' NFC Championship team in 2004.
- Trevor Pryce, an All-ACC player in 1996, has already won two Super Bowl Championship rings and been a four-time Pro Bowl selection. He became the highest-paid defensive lineman in NFL history in 2001. He was one of eight former Tiger defensive linemen on NFL rosters last year.
- Dawkins is one of the stars of the NFL among defensive players. A 1996 Clemson graduate, Dawkins was an All-American on Clemson's 1995 team when he finished the season 10th in the nation in interceptions. He became the first player in NFL history in 2002 to have a sack, an interception, a recovered fumble, and a touchdown reception in the same game. He has been named to the Pro Bowl four times in the last six seasons.

Poll Presence

- The 2003 season marked the 21st time Clemson has been ranked in the final poll 25 of the **AP** poll. Clemson's highest ranking is #1, a ranking that was achieved on November 30, 1981 and in the final poll of that season (January 4, 1982). Clemson will have a chance to add to that total with a win over Colorado. Clemson is #23 in the **AP** and **USA Today** polls entering the bowl season.
- Clemson once had a streak of 46 consecutive weeks ranked in the **AP** poll during the 1980s.
- Clemson was in the top 20 of all final polls from 1986-91, a six-year streak. Clemson had two losses in each year.
- Clemson was ranked in the final poll 20 of the **AP** poll six times in the 1980s. The Tiger program was fifth in the nation in winning percentage in that decade.
- Beating ranked opponents has also been a hallmark of Clemson's success. Clemson has beaten an **AP** ranked opponent 17 of last 20 years, including three ranked wins in 2003 and three top-20 wins in 2005. Clemson has three top-10 wins over the last three years, including a victory over #3 Florida State in 2003, the highest-ranked team Clemson has beaten in its history.
- Clemson has seven top-25 wins in the last three years. All have been quarterbacked by Charlie Whitehurst, who is tied for the most top-25 wins by a Tiger signal-caller.

Prominent Former Tigers

- Dwight Clark was the MVP of the NFL in 1982. He was the recipient of "The Catch" for the San Francisco 49ers against the Cowboys in the 1981 NFC Championship game.
- Charlie Waters was a three-time Pro Bowler with the Cowboys. He played on two Super Bowl Championship teams before going on to a college coaching career at Oregon.
- The Perry Brothers, Michael Dean and William, were starters on Clemson's 1984 defense. Both were named to the ACC's 50-Year Anniversary team in 2002. William played on Clemson's national championship team as a freshman, then on the Super Bowl Champion Bears of 1985. Michael Dean played in six Pro Bowls with Cleveland and Denver, more than any other former Tiger. Both were named ACC Player-of-the-Year during their careers, including William in 1984 and Michael Dean in 1987. They are the only brother combination in ACC history that can claim that.
- Chester McGlockton was a four-time Pro Bowler during his NFL career that ran from 1992-03. He joins Trevor Pryce (4), Brian Dawkins (4), and Michael Dean Perry (6) as former Tigers with at least four Pro Bowl appearances.





Clemson & Colorado Depth Charts



Clemson Offense

Pos.	#	Player	Hgt	Wgt	Cl.
LT	79	BARRY RICHARDSON	6-7	335	So.
	73	Tim DeBeer	6-6	285	*Jr.
LG	72	ROMAN FRY	6-4	295	*Jr.
	74	Brandon Pilgrim	6-6	290	*So.
	68	Chris McDuffie	6-5	315	*So.
C	62	DUSTIN FRY	6-3	315	*Jr.
	72	Roman Fry	6-4	295	*Jr.
RG	64	CHIP MYRICK	6-4	285	*Sr.
	63	Nathan Bennett	6-5	300	*Jr.
RT	75	MARION DUKES	6-4	315	Jr.
	67	Christian Capote	6-4	300	*So.
TE	81	BOBBY WILLIAMSON	6-4	260	*Sr.
	89	Thomas Hunter	6-4	250	*Jr.
	90	Cole Downer	6-4	260	*Sr.
WR	18	CURTIS BAHAM	6-1	190	*Sr.
	80	Aaron Kelly	6-5	180	*Fr.
	5	Rendrick Taylor	6-1	225	Fr.
QB	6	CHARLIE WHITEHURST	6-5	215	*Gr.
	14	Will Proctor	6-2	205	*Jr.
RB	1	JAMES DAVIS	5-11	210	Fr.
	37	Reggie Merriweather	5-8	210	*Jr.
	28	Kyle Browning	5-7	175	*Sr.
FB	36	CLIFF HARRELL	6-1	240	*Sr.
	35	Steven Jackson	6-2	260	Sr.
WR	2	CHANSI STUCKEY	6-0	185	*Jr.
	26	La'Donte Harris	5-11	185	So.
	13	Tyler Grisham	5-10	180	Fr.

Clemson Defense

Pos.	#	Player	Hgt	Wgt	Cl.
DE	86	CHARLES BENNETT	6-5	250	*Sr.
	94	Phillip Merling	6-5	275	Fr.
	95	Brandon Cannon	6-3	245	*Jr.
NG	7	CORY GROOVER	6-3	275	Sr.
	91	Rashaad Jackson	6-3	270	*Fr.
	97	Dorell Scott	6-3	305	*Fr.
DT	92	TREY TATE	6-4	275	*Sr.
	50	Jock McKissic	6-6	290	Fr.
BE	93	GAINES ADAMS	6-5	265	*Jr.
	45	Cortney Vincent	6-1	245	*Fr.
SLB	20	TRAMAINE BILLIE	6-1	205	Jr.
	46	Lionel Richardson	6-0	215	*Sr.
	42	Maurice Nelson	6-2	215	*So.
MLB	40	ANTHONY WATERS	6-3	240	*Jr.
	43	Antonio Clay	6-0	225	Fr.
WLB	32	NICK WATKINS	6-2	220	*So.
	31	David Dunham	6-1	225	*Sr.
	47	Josh Miller	6-0	215	Fr.
FCB	8	TYE HILL	5-10	180	*Sr.
	29	Haydrian Lewis	5-11	170	Fr.
CAT	25	MICHAEL HAMLIN	6-3	195	*Fr.
	12	C.J. Gaddis	6-0	205	*So.
FS	24	JAMAAL FUDGE	5-10	190	*Sr.
	22	Chris Clemons	6-1	200	*Fr.
BCB	3	DUANE COLEMAN	5-10	195	*Jr.
	15	Sergio Gilliam	6-3	180	Jr.

Clemson Specialists

Pos.	#	Player	Hgt	Wgt	Cl.
PK	7	JAD DEAN	5-11	205	Jr.
	48	Stephen Furr	6-1	185	*Sr.
P	30	COLE CHASON	6-0	165	*Jr.
	49	Jimmy Maners	6-0	190	So.
KO	7	Jad Dean	5-11	205	Jr.
LS (PK)	54	Colin Leonard	6-3	210	Jr.
	59	Nic Riddle	6-2	220	*Jr.
LS (P)	54	Colin Leonard	6-3	210	Jr.
HO	30	Cole Chason	6-0	165	*Jr.
PR	2	Chansi Stuckey	6-0	185	*Jr.
KOR	80	Aaron Kelly	6-5	180	*Fr.
	13	Tyler Grisham	5-10	180	Fr.

* - has spent one season as a red-shirt player

Colorado Offense

Pos.	#	Player	Hgt	Wgt	Cl.
ST	73	CLINT O'NEAL	6-6	305	Sr.
	77	Tyler Polumbus	6-8	280	So.
SG	75	DANIEL SANDERS	6-3	285	Fr.
	76	Edwin Harrison	6-4	305	So.
	62	John Guydon	6-2	285	Sr.
C	58	MARK FENTON	6-4	295	Jr.
	57	Bryce MacMartin	6-2	290	Jr.
	75	Daniel Sanders	6-3	285	Fr.
TG	66	BRIAN DANIELS	6-4	300	Jr.
	63	Jack Tipton	6-3	285	Jr.
TT	79	GARY MOORE	6-6	320	Sr.
	73	Clint O'Neal	6-6	305	Sr.
TE	89	JOE KLOPFENSTEIN	6-6	245	Sr.
	45	QUINN SYPNIEWSKI	6-7	265	Sr.
	30	Paul Creighton	6-5	250	Jr.
	46	Dan Goettsch	6-5	240	Jr.
WR	83	DUSTY SPRAGUE	6-4	190	So.
	1	Stephone Robinson	5-9	185	So.
	8	Alvin Barnett	6-0	190	So.
QB	14	JOEL KLATT	6-1	210	Sr.
	10	James Cox	6-3	210	Jr.
	3	Brian White	6-5	235	So.
	7	Bernard Jackson	6-0	190	So.
TB	2	HUGH CHARLES	5-8	185	So.
	22	Byron Ellis	6-0	200	So.
	7	Bernard Jackson	6-0	190	So.
VB	17	LAWRENCE VICKERS	6-2	235	Sr.
FB	43	BRENDAN SCHAUB	6-4	250	Sr.
	30	Paul Creighton	6-5	250	Jr.
WR	82	EVAN JUDGE	6-2	215	Sr.
	4	Patrick Williams	6-2	200	Fr.
	80	Reggie Joseph	6-0	185	So.
	47	Marcus Gonzales	6-4	210	Sr.

Colorado Defense

Pos.	#	Player	Hgt	Wgt	Cl.
DE	91	MAURICE LUCAS	6-4	240	Fr.
	51	Alex Ligon	6-3	250	Jr.
NT	93	VAKA MANUPUNA	6-1	290	Sr.
	62	John Guydon	6-2	285	Sr.
	96	Marcus Jones	6-4	300	Jr.
DT	82	JAMES GAREE	6-6	275	Sr.
	86	George Hypolite	6-2	270	Fr.
	95	Nick Clement	6-2	260	Sr.
DE	53	ABRAHAM WRIGHT	6-3	240	Jr.
	47	Alonzo Barrett	6-3	255	So.
	33	Walter Boye-Doe	6-2	240	Jr.
OLB	27	BRIAN IWUHU	6-0	225	Sr.
	40	Brad Jones	6-4	220	Fr.
	19	Ben Carpenter	6-3	225	Jr.
	37	Chad Cusworth	5-11	210	Jr.
MLB	49	THADDAEUS WASHINGTON	5-11	240	Jr.
	54	Marcus Burton	6-0	230	Fr.
	13	Joe Sanders	6-3	220	So.
	32	Maurice Cantrell	6-0	235	Fr.
WLB	44	JORDON DIZON	6-0	225	So.
	12	Akarika Dawn	6-2	240	Sr.
	28	Kyle Griffith	6-2	205	Sr.
	55	Jason Ackermann	6-1	220	Jr.
CB	22	LORENZO SIMS, JR.	5-11	185	Jr.
	10	Terry Washington	5-10	195	Jr.
	6	Gardner McKay	5-11	160	Fr.
	42	Ben Burney	5-11	190	Fr.
S	5	J.J. BILLINGSLEY	5-11	185	Jr.
	15	Ryan Walters	5-11	195	Fr.
	18	Dominique Brooks	6-1	200	Jr.
S	3	TYRONE HENDERSON	5-10	175	Jr.
	9	Tom Hubbard	6-5	220	Sr.
	25	Lionel Harris	6-0	195	So.
CB	31	GERETT BURL	5-10	160	Jr.
	10	Terry Washington	5-10	195	Jr.
	21	Vance Washington	5-10	185	Jr.

Colorado Specialists

Pos.	#	Player	Hgt	Wgt	Cl.
PK	16	MASON CROSBY	6-2	210	Jr.
	39	Kevin Eberhart	5-10	185	So.
P	29	JOHN TORP	6-2	205	Sr.
	16	Mason Crosby	6-2	210	Jr.
KO	16	Mason Crosby	6-2	210	Jr.
LS	59	Greg Pace	5-11	235	Sr.
	90	Matt Hammond	6-3	215	Sr.
	62	John Guydon	6-2	285	Sr.
HO	85	Nick Holz	5-11	180	Jr.
	83	Dusty Sprague	6-4	190	So.
PR	1	Stephone Robinson	5-9	185	So.
	80	Reggie Joseph	6-0	185	So.
	1	Stephone Robinson	5-9	185	So.
KOR	10	Terry Washington	5-10	195	Jr.
	7	Bernard Jackson	6-0	190	So.



Clemson Active Veteran Roster



Numerical

#	Player	Pos.	Hgt.	Wgt.	Cl.	Exp.	Hometown	High School or Junior College
1	James Davis	RB	5-11	210	Fr.	HS	Atlanta, GA	Douglass HS
2	Chansi Stuckey	WR	6-0	185	*Jr.	2VL	Warner Robins, GA	Northside HS
3	Duane Coleman	CB	5-10	195	*Jr.	2VL	Naples, FL	Naples HS
5	Rendrick Taylor	WR	6-1	225	Fr.	HS	Clio, SC	Marlboro County HS
6	Charlie Whitehurst	QB	6-5	215	*Gr.	3VL	Duluth, GA	Chattahoochee HS
7	Jad Dean	PK	5-11	205	Jr.	2VL	Greenwood, SC	Greenwood HS
7	Cory Groover	DT	6-3	275	Sr.	1VL	Johnsonville, SC	Southwest Mississippi CC
8	Tye Hill	CB	5-10	180	*Sr.	3VL	Saint George, SC	Woodland HS
10	Cullen Harper	QB	6-3	215	*Fr.	RS	Alpharetta, GA	Sequoyah HS
11	Tribble Reese	QB	6-4	200	*Fr.	RS	Mountain Brook, AL	Mountain Brook HS
12	C.J. Gaddis	S	6-0	205	*So.	1VL	Raeform, NC	Hoke County HS
12	Rush Lowther	QB	6-1	210	Sr.	SQ	Darlington, SC	James F. Byrnes Academy
13	Tyler Grisham	WR	5-10	180	Fr.	HS	Birmingham, AL	Spain Park HS
14	Will Proctor	QB	6-2	205	*Jr.	1VL	Winter Park, FL	Trinity Prep HS
15	Sergio Gilliam	CB	6-3	180	Jr.	2VL	Greer, SC	Greer HS
17	Roy Walker	S	6-3	205	*So.	SQ	Oglethorpe, GA	Macon County HS
18	Curtis Baham	WR	6-1	190	*Sr.	2VL	New Orleans, LA	John Curtis HS
20	Tramaine Billie	LB	6-1	205	Jr.	2VL	Eastover, SC	Dreher HS
21	Brandon Croley	CB	6-0	195	*Fr.	RS	Jacksonville, FL	First Coast HS
22	Chris Clemons	S	6-1	200	*Fr.	RS	Arcadia, FL	DeSoto HS
23	Paul Macko	RB	5-10	195	So.	SQ	Wadsworth, OH	Wadsworth HS
24	Jamaal Fudge	S	5-10	190	*Sr.	3VL	Jacksonville, FL	Edward H. White HS
25	Michael Hamlin	S	6-3	195	*Fr.	RS	Timmonsville, SC	Lamar HS
26	La'Donte Harris	WR	5-11	185	So.	1VL	Gadsden, AL	Litchfield HS
28	Kyle Browning	RB	5-7	175	*Sr.	2VL	Union, SC	Union HS
29	Haydrian Lewis	CB	5-11	170	Fr.	HS	Charleston, SC	Stratford HS
30	Cole Chason	P	6-0	165	*Jr.	2VL	Roswell, GA	Greater Atlanta Christian School
31	David Dunham	LB	6-1	225	*Sr.	3VL	Lake City, FL	Columbia HS
32	Nick Watkins	LB	6-2	220	*So.	1VL	New Orleans, LA	Karr HS
33	Matt Forbush	S	6-0	205	Sr.	SQ	Kingsport, TN	Dobyns-Bennett HS
34	Adrian Kindred	LB	6-2	200	*Fr.	RS	Opelika, AL	Opelika HS
35	Steven Jackson	FB	6-2	260	Sr.	2VL	Columbia, SC	Spring Valley HS
36	Cliff Harrell	FB	6-1	240	*Jr.	3VL	Tallahassee, FL	North Florida Christian School
37	Reggie Merriweather	RB	5-8	210	*Sr.	2VL	North Augusta, SC	North Augusta HS
40	Anthony Waters	LB	6-3	240	*Jr.	2VL	Lake View, SC	Lake View HS
41	Alex Pearson	FB	6-2	250	*Fr.	RS	Greenville, SC	Greenville HS
42	Maurice Nelson	LB	6-2	215	*So.	1VL	Rembert, SC	Crestwood HS
43	Antonio Clay	LB	6-0	225	Fr.	HS	Jeffersonville, GA	Twiggs County HS
45	Brent Smith	FB	6-0	220	*Jr.	1VL	Moncks Corner, SC	Berkeley HS
46	Cortney Vincent	DE	6-1	245	*Fr.	RS	Allendale, SC	Allendale-Fairfax HS
46	Lionel Richardson	LB	6-0	215	*Sr.	2VL	Huger, SC	Hanahan HS
47	Josh Miller	LB	6-0	215	Fr.	HS	Manning, SC	Manning HS
48	Stephen Furr	PK/P	6-1	185	*Sr.	2VL	Lakeland, FL	Lakeland HS
50	Jock McKissic	DT	6-6	290	Fr.	HS	Opelika, AL	Opelika HS
54	Colin Leonard	LS	6-3	210	Jr.	SQ	Lafayette, IN	Harrison HS
55	Bobby Hutchinson	C	6-3	290	*Fr.	RS	Greenville, FL	Madison County HS
58	Taylor Tremel	OG	6-5	285	*Fr.	RS	Lake Mary, FL	Lake Mary HS
59	Nic Riddle	LS	6-2	220	*Jr.	SQ	Ladson, SC	Stratford HS
62	Dustin Fry	C	6-3	315	*Jr.	2VL	Summerville, SC	Summerville HS
63	Nathan Bennett	OG	6-5	300	*Jr.	2VL	Dallas, GA	Paulding County HS
64	Chip Myrick	OG	6-4	285	*Sr.	2VL	Atlanta, GA	Lovett School
67	Christian Capote	OT	6-4	300	*So.	SQ	Miami, FL	Miami Killian HS
68	Chris McDuffie	OG	6-5	315	*So.	1VL	Danville, VA	George Washington HS
72	Roman Fry	OL	6-4	295	*Jr.	2VL	Ironton, OH	Ironton HS
73	Tim DeBeer	OT	6-6	285	*Jr.	2VL	Atlanta, GA	Marist HS
74	Brandon Pilgrim	OG	6-6	290	*So.	1VL	Lilburn, GA	Parkview HS
75	Marion Dukes	OT	6-4	315	Jr.	2VL	Pickens, SC	Pickens HS
79	Barry Richardson	OT	6-7	335	So.	1VL	Mount Pleasant, SC	Wando HS
80	Aaron Kelly	WR	6-5	180	*Fr.	RS	Marietta, GA	Walton HS
81	Duncan McLaurin	WR	6-0	195	Sr.	SQ	Dillon, SC	Dillon HS
81	Bobby Williamson	TE	6-4	260	*Sr.	3VL	Tarpon Springs, FL	East Lake HS
83	Nelson Faerber	WR	5-10	180	So.	SQ	Duluth, GA	Chattahoochee HS
84	Akeem Robinson	TE	6-5	260	*Fr.	RS	Miami, FL	Carol City Senior HS
85	Andrew Diomande	WR	6-1	200	*Fr.	RS	Miami, FL	Christopher Columbus HS
86	Charles Bennett	DE	6-5	250	*Sr.	3VL	Camden, SC	Camden HS
89	Thomas Hunter	TE	6-4	250	*Jr.	2VL	Marion, SC	Pee Dee Academy
89	David Schlink	DT	6-2	270	*Sr.	SQ	Katy, TX	James E. Taylor HS
90	Cole Downer	TE	6-4	260	*Sr.	1VL	Chantilly, VA	Chantilly HS
91	Rashaad Jackson	DT	6-3	270	*Fr.	RS	Union, SC	Union HS
92	Trey Tate	DT	6-4	275	*Sr.	3VL	Gaffney, SC	Gaffney HS
93	Gaines Adams	DE	6-5	265	*Jr.	2VL	Greenwood, SC	Cambridge Academy
94	Phillip Merling	DE	6-5	275	Fr.	HS	Memphis, TN	Cordova HS
95	Brandon Cannon	DE	6-3	245	*Jr.	1VL	Lithonia, GA	Stephenson HS
96	Xavier Littleberry	DE	6-6	245	*Fr.	RS	Columbus, OH	Millersburg Academy
97	Dorell Scott	DT	6-3	305	*Fr.	RS	Columbia, SC	Ridge View HS
98	Kwam Williams	DE	6-3	245	*So.	SQ	Atlanta, GA	Westlake HS

* - has spent one season as a red-shirt player

Alphabetical

#	Player	Pos.	Cl.
93	Gaines Adams	DE	*Jr.
18	Curtis Baham	WR	*Sr.
86	Charles Bennett	DE	*Sr.
63	Nathan Bennett	OG	*Jr.
20	Tramaine Billie	LB	Jr.
28	Kyle Browning	RB	*Sr.
95	Brandon Cannon	DE	*Jr.
67	Christian Capote	OT	*So.
30	Cole Chason	P	*Jr.
43	Antonio Clay	LB	Fr.
22	Chris Clemons	S	*Fr.
3	Duane Coleman	CB	*Jr.
21	Brandon Croley	CB	*Fr.
1	James Davis	RB	Fr.
7	Jad Dean	PK	Jr.
73	Tim DeBeer	OT	*Jr.
85	Andrew Diomande	WR	*Fr.
90	Cole Downer	TE	*Sr.
75	Marion Dukes	OT	Jr.
31	David Dunham	LB	*Sr.
83	Nelson Faerber	WR	So.
33	Matt Forbush	S	Sr.
62	Dustin Fry	C	*Jr.
72	Roman Fry	OL	*Jr.
24	Jamaal Fudge	S	*Sr.
48	Stephen Furr	PK/P	*Sr.
12	C.J. Gaddis	S	*So.
15	Sergio Gilliam	CB	Jr.
13	Tyler Grisham	WR	Fr.
7	Cory Groover	DT	Sr.
25	Michael Hamlin	S	*Fr.
10	Cullen Harper	QB	*Fr.
36	Cliff Harrell	FB	*Sr.
26	La'Donte Harris	WR	So.
8	Tye Hill	CB	*Sr.
89	Thomas Hunter	TE	*Jr.
55	Bobby Hutchinson	C	*Fr.
91	Rashaad Jackson	DT	*Fr.
35	Steven Jackson	FB	Sr.
80	Aaron Kelly	WR	*Fr.
34	Adrian Kindred	LB	*Fr.
54	Colin Leonard	LS	Jr.
29	Haydrian Lewis	CB	Fr.
96	Xavier Littleberry	DE	*Fr.
12	Rush Lowther	QB	Sr.
23	Paul Macko	RB	So.
68	Chris McDuffie	OG	*So.
50	Jock McKissic	DT	Fr.
81	Duncan McLaurin	WR	Sr.
94	Phillip Merling	DE	Fr.
37	Reggie Merriweather	RB	*Jr.
47	Josh Miller	LB	Fr.
64	Chip Myrick	OG	*Sr.
42	Maurice Nelson	LB	*So.
41	Alex Pearson	FB	*Fr.
74	Brandon Pilgrim	OG	*So.
14	Will Proctor	QB	*Jr.
11	Tribble Reese	QB	*Fr.
79	Barry Richardson	OT	So.
46	Lionel Richardson	LB	*Sr.
59	Nic Riddle	LS	*Jr.
84	Akeem Robinson	TE	*Fr.
89	David Schlink	DT	*Sr.
97	Dorell Scott	DT	*Fr.
45	Brent Smith	FB	*Jr.
2	Chansi Stuckey	WR	*Jr.
92	Trey Tate	DT	*Sr.
5	Rendrick Taylor	WR	Fr.
58	Taylor Tremel	OG	*Fr.
45	Cortney Vincent	DE	*Fr.
17	Roy Walker	S	*So.
40	Anthony Waters	LB	*Jr.
32	Nick Watkins	LB	*So.
6	Charlie Whitehurst	QB	*Gr.
98	Kwam Williams	DE	*So.
81	Bobby Williamson	TE	*Sr.



Veteran Reserves



Numerical

#	Player	Pos.	Hgt.	Wgt.	Cl.	Exp.	Hometown	High School or Junior College
19	Chris Wade	WR	5-10	165	*So.	SQ	Newnan, GA	East Coweta HS
25	Chris Stone	S	6-1	185	So.	HS	Greenville, SC	Eastside HS
27	Blake Bartol	PK	6-2	175	Jr.	SQ	Florence, SC	South Florence HS
49	Jimmy Maners	P	6-0	190	So.	HS	Rock Hill, SC	Northwestern HS
49	Britton Whetsell	LB	6-1	195	So.	HS	Bowman, SC	Orangeburg Prep School
52	Bryan Baker	DT	6-3	250	So.	SQ	Summerville, SC	Summerville HS
52	Charles Roediger	LS	6-0	195	So.	HS	Advance, NC	Forsyth Country Day HS
53	Chris Carey	OL	6-4	240	Jr.	SQ	Scott Depot, WV	Winfield HS
86	Brian Sorrells	WR	6-0	185	Jr.	SQ	Sumter, SC	Sumter HS

* - has spent one season as a red-shirt player

Alphabetical

#	Player	Pos.	Cl.
52	Bryan Baker	DT	So.
27	Blake Bartol	PK	Jr.
53	Chris Carey	OL	Jr.
49	Jimmy Maners	P	So.
52	Charles Roediger	LS	So.
86	Brian Sorrells	WR	Jr.
25	Chris Stone	S	So.
19	Chris Wade	WR	*So.
49	Britton Whetsell	LB	So.



Red-Shirts



Numerical

#	Player	Pos.	Hgt.	Wgt.	Cl.	Exp.	Hometown	High School or Junior College
9	Ray Ray McElrathbey	CB	5-10	185	Fr.	HS	Atlanta, GA	Mays HS
27	Sadat Chambers	S	5-10	190	Fr.	HS	Pageland, SC	Central HS
33	Kavell Conner	S	6-2	215	Fr.	HS	Richmond, VA	Manchester HS
38	Chris Chancellor	CB	5-10	160	Fr.	HS	Miramar, FL	Miami Edison HS
39	Demerick Chancellor	S	6-1	195	Fr.	HS	Miramar, FL	Miami Edison HS
56	Elsmore Gabriel	DE	6-3	260	Fr.	HS	Brooklyn, NY	Christ The King Regional HS
57	Antwon Murchison	DE	6-5	260	Fr.	HS	Aberdeen, NC	Pinecrest HS
65	Thomas Austin	OG	6-3	300	Fr.	HS	Camden, SC	Camden HS
70	Jamarcus Grant	OG	6-4	345	Fr.	HS	Mullins, SC	Mullins HS
71	Barry Humphries	C	6-2	285	Fr.	HS	Anderson, SC	Belton-Honea Path HS
76	Cory Lambert	OT	6-5	300	Fr.	HS	Greenville, SC	Greenville HS
77	Quentez Ruffin	OT	6-3	310	Fr.	HS	Tallahassee, FL	Leon HS
82	Durrell Barry	TE	6-4	250	Fr.	HS	North Charleston, SC	Fort Dorchester HS
87	Paul Muse	TE	6-3	250	Fr.	HS	Jacksonville, FL	First Coast HS
99	Etta Etta-Tawo	DT	6-4	320	Fr.	HS	Powder Springs, GA	McEachern HS

Alphabetical

#	Player	Pos.	Cl.
65	Thomas Austin	OG	Fr.
82	Durrell Barry	TE	Fr.
27	Sadat Chambers	S	Fr.
38	Chris Chancellor	CB	Fr.
39	Demerick Chancellor	S	Fr.
33	Kavell Conner	S	Fr.
99	Etta Etta-Tawo	DT	Fr.
56	Elsmore Gabriel	DE	Fr.
70	Jamarcus Grant	OG	Fr.
71	Barry Humphries	C	Fr.
76	Cory Lambert	OT	Fr.
9	Ray Ray McElrathbey	CB	Fr.
57	Antwon Murchison	DE	Fr.
87	Paul Muse	TE	Fr.
77	Quentez Ruffin	OT	Fr.



Injured Reserves



Numerical

#	Player	Pos.	Hgt.	Wgt.	Cl.	Exp.	Hometown	High School or Junior College
44	Donnell Clark^	DT	6-3	265	*Jr.	2VL	Griffin, GA	Griffin HS
61	Nick Hayes^	DT	6-2	255	Jr.	SQ	Decatur, GA	Lakeside HS
78	Zach Green^	OT	6-7	255	*So.	1VL	Conyers, GA	Salem HS
88	Kelvin Grant^	WR	6-2	210	*Jr.	2VL	Camden, SC	Camden HS

* - has spent one season as a red-shirt player; ^ - out for the season due to injury

Alphabetical

#	Player	Pos.	Cl.
44	Donnell Clark^	DT	*Jr.
88	Kelvin Grant^	WR	*Jr.
78	Zach Green^	OT	*So.
61	Nick Hayes^	DT	Jr.



Coaches & Pronunciations



Coaches

Coach	Title(s)	Position(s)	CU Years	Alma Mater
Tommy Bowden	Head Coach	-----	7th	West Virginia '77
Brad Scott	Assistant Head Coach	Offensive Line	7th	South Florida '79
Vic Koenning	Assistant Coach, Defensive Coordinator	Defensive Backs	1st	Kansas State '83
Rob Spence	Assistant Coach, Offensive Coordinator	Quarterbacks	1st	Iona '81
David Blackwell	Assistant Coach, Recruiting Coordinator	Inside Linebackers	3rd	East Carolina '97
Burton Burns	Assistant Coach	Running Backs	7th	Nebraska '76
Jack Hines	Assistant Coach	Tight Ends	7th	West Virginia '73
Marion Hobby	Assistant Coach	Defensive Line	1st	Tennessee '95
Dabo Swinney	Assistant Coach	Wide Receivers	3rd	Alabama '93
Ron West	Assistant Coach	Outside Linebackers	7th	Clemson '79

Pronunciations

18	Curtis Baham	BAY-ham
27	Blake Bartol	bahr-TAHL
67	Christian Capote ..	cuh-POH-tee
85	Andrew Diamond ..	dee-uh-MAHN-day
36	Cliff Harrell	HAYR-uhl
	Vic Koenning	KOH-nihng
9	Ray Ray McElrathbey ..	mak-ehl-RATH-bay
52	Charles Roediger ..	ROH-dih-guhr
2	Chansi Stuckey	CHAN-see
58	Taylor Tremel	TREHM-uhl



Bowl Notes



Clemson & Colorado in Champs Sports Bowl

Clemson (7-4) will meet Colorado (7-5) in the Champs Sports Bowl in Orlando, FL on December 27 at 5:00 PM. The game will be broadcast on **ESPN**. Clemson Athletic Director Dr. Terry Don Phillips and Head Coach Tommy Bowden accepted the bid on December 4.

"We are very pleased to be invited to the Champs Sports Bowl," said Bowden. "Our players have been looking forward to returning to a bowl game, and what better city than Orlando. We were in this bowl in 2002, and it is a first-class bowl in every respect.

"This will be an outstanding matchup, and our players look forward to the challenge of meeting another Big 12 Conference team. We obviously had a great game with Texas A&M in the season opener, and we expect to have a very-competitive game when we meet Colorado in the Champs Sports Bowl on December 27."

Earlier this year, the Tigers defeated Big 12 Conference team Texas A&M at Clemson 25-24 on a 42-yard field goal by Jad Dean with just two seconds remaining.

Clemson and Colorado have two common opponents in Miami (FL) and Texas A&M. Clemson lost to Miami in triple overtime 36-30 at Clemson on September 17, then Colorado lost to the Hurricanes in Miami the following weekend 23-3. Both teams defeated Texas A&M - Clemson by the aforementioned 25-24 score in the season opener, and Colorado downed the Aggies 41-20 on October 8.

This bowl game will be a battle of two of the most experienced quarterbacks in the country. Charlie Whitehurst has led the Tigers to 24 victories in his four years as a starter, tied for second in Clemson history. He was the Tigers' quarterback in the Champs Sports Bowl (then called the Tangerine Bowl) in 2002 when the Tigers lost to Texas Tech.

Joel Klatt, the starting quarterback for Colorado, is a veteran of 39 games with the Buffaloes. Both are ranked in the top 15 among active Division I quarterbacks in career passing yards and completions. Both are also the national co-leaders among active Division I quarterbacks in fourth-quarter, come-from-behind wins. Both have led their respective schools to eight fourth-quarter comeback victories in their respective careers as well.

The contest will also showcase two of the top kickers in the nation. Colorado's Mason Crosby and Clemson's Jad Dean were both finalist for the Lou Groza Award. Dean ranks second in the nation in field goals per game with 22 in 11 contests, while Crosby is sixth with 21 made field goals in 12 games.

Both teams have some solid numbers on defense. Colorado ranks ninth in the nation in rushing defense, allowing just 95.3 yards a game. Clemson is 13th in scoring defense, allowing 18.3 points per game, and 25th in pass efficiency defense. The Tigers did not allow an offensive touchdown by Florida State and South Carolina in the last two games of the regular season, the first time a defense has held Bobby Bowden and Steve Spurrier coached offenses out of the endzone in the same season.

Clemson has a 14-13 all-time record in bowl games, while Colorado is 12-14. This will be the second meeting between Clemson and Colorado on the gridiron, including the second time in a bowl

game. The Buffaloes defeated the Tigers 27-21 in the 1957 Orange Bowl. Clemson overcame a 20-0 deficit at halftime to take a 21-20 lead in the fourth quarter before Colorado scored a one-yard rushing touchdown by John Bayuk with 7:13 remaining to give the then Big Seven school the victory.

Charlie Bussey, the current coordinator of Clemson's Lettermen's Association, was the quarterback for the Tigers in that game. Joel Wells led Clemson with 125 yards rushing on 18 carries, and he scored two of Clemson's three touchdowns.

Sunshine State Tigers

Clemson has 18 players on its roster from the state of Florida. That includes four players listed as starters in 2005, including cornerback Duane Coleman (Naples), safety Jamaal Fudge (Jacksonville), fullback Cliff Harrell (Tallahassee), and tight end Bobby Williamson (Tarpon Springs). Backup quarterback Will Proctor is from Winter Park, just a few miles from Orlando. Four of the 18 players listed below are red-shirts that will not play in the bowl game.

Tigers From Florida

#	Player	Pos.	Hometown
67	Christian Capote	OT	Miami, FL
38	Chris Chancellor*	CB	Miramar, FL
39	Demerrick Chancellor*	S	Miramar, FL
3	Duane Coleman	CB	Naples, FL
21	Brandon Croley	CB	Jacksonville, FL
22	Chris Clemons	S	Arcadia, FL
85	Andrew Diomande	WR	Miami, FL
31	David Dunham	LB	Lake City, FL
24	Jamaal Fudge	S	Jacksonville, FL
48	Stephen Furr	PK/P	Lakeland, FL
36	Cliff Harrell	FB	Tallahassee, FL
55	Bobby Hutchinson	C	Greenville, FL
14	Will Proctor	QB	Winter Park, FL
87	Paul Muse*	TE	Jacksonville, FL
84	Akeem Robinson	TE	Miami, FL
77	Quentez Ruffin*	OT	Tallahassee, FL
58	Taylor Tremel	OG	Lake Mary, FL
81	Bobby Williamson	TE	Tarpon Springs, FL

* - red-shirted in 2005; Note: Starters in **bold**.

Clemson-Colorado Series

This will be the second meeting between Clemson and Colorado on the gridiron, the first since the 1957 Orange Bowl at the end of the 1956 season. Colorado won that game 27-21 on a one-yard run by John Bayuk with 7:13 left in the game. Clemson was ranked #19 by **AP** after winning the ACC title with a 7-1-2 record entering the game. The Buffaloes entered the contest with a 7-2-1 record and a #20 national ranking by **AP**.

Clemson trailed 20-0 at halftime, and Head Coach Frank Howard threatened to resign during his halftime talk to the team if his players did not improve. The Tigers responded to the challenge by scoring 21 unanswered points to take a 21-20 advantage. The Tigers used an on-side kick to score the third touchdown to take the lead with 11:12 left in the game. The Tigers attempted another on-side kick after taking the 21-20 lead, but did not recover, and Colorado drove for the winning score.

Charlie Bussey was Clemson's Academic All-America signal-caller that year and quarterbacked the Tigers in the game. He is now the coordinator of the Tiger Lettermen's Association. Joel Wells led the Clemson offense that day with 18 rushes for 125

yards and two scores. Bob Spooner added 18 carries for 65 yards, as Clemson gained 217 yards on the ground in 60 attempts. The Buffaloes had 279 yards rushing in 52 attempts. Bayuk led Colorado with 21 carries for 121 yards and two rushing scores. It remains the only bowl game in Tiger history in which both teams had a 100-yard rusher.

CU Similarities

While Clemson and Colorado have played just once on the gridiron and are separated by over 1,500 miles, there are many similarities between the two programs. And, more than just the "CU" short abbreviation for the school name.

From a bowl history standpoint, Clemson has played in 27 bowl games, while Colorado has played in 26 bowl games. Clemson has 14 bowl wins and Colorado has 12. Each school had one of the top-10 bowl winning streaks in history. The Tigers won five in a row between the 1986-90 seasons, while Colorado won six consecutive bowl games between 1993-99.

Both schools have won one national title - Clemson in 1981 and Colorado in 1990. The Tigers have won 59 percent of their games over the years, while the Buffaloes have won 61 percent. In the 1950s, Clemson had a 64-32-5 record and Colorado was 62-33-6.

Both schools made moves to consistency on the gridiron in 1985, as both will be playing in their 17th bowl game since that season when they meet in the Champs Sports Bowl. Since 1985, Clemson has had just two losing seasons in conference games in the ACC, while Colorado has had just three losing seasons in conference games in the Big 12 Conference.

There are even some individual similarities. This year, there were three finalists for the Lou Groza Award, and two of the three will be playing in this game - Clemson's Jad Dean and Colorado's Mason Crosby.

There have been just two offensive linemen in college football history to be named first-team Academic All-American three times. One is former Tiger center Kyle Young (currently an administrator in the Clemson Athletic Department who will be at the Champs Sports Bowl), and the other is former Colorado lineman Jim Hansen. Hansen was a three-time, first-team Academic All-American from 1990-92, and Young earned the same honors from 1999-01.

Street & Smith published an issue highlighting the top-50 college football programs of all-time this past summer. In that evaluation, Colorado was #28 and Clemson was #29.

Clemson & Colorado Program Similarities

Category	Clemson	Colorado
Bowl Games	27	26
Bowl Games Since 1985	17	17
Bowl Victories	14	12
National Championships	1 (1981)	1 (1990)
Weeks Ranked #1 All-Time	2	6
Top-25 Seasons	22	17
All-Time Winning %	58.9	61.4
Record in the 1950s	64-32-5	62-33-6
Wins Since 1999	51	49
Record in 21st Century	45-27	42-33
2005 Lou Groza Finalists	1	1





Bowl Notes



Veteran Quarterbacks on Display

Clemson and Colorado both start veteran senior quarterbacks. Clemson's Charlie Whitehurst has a career record of 24-15 as a starter, tied for second in school history for career wins. Colorado's Joel Klatt has a 19-15 record as a starter and has played in 39 games in his four years on the team.

Both are ranked in the top 15 among active Division I quarterbacks in completions, attempts, passing yards, and total plays. Whitehurst is fourth among active signal-callers in completions (796) and is fifth in passing yards (9,460). Klatt is 11th in completions (690) and 13th in completion percentage (61.2).

They are also warriors as evidenced by their ability to bring their team back from a deficit. Both have led their teams to eight fourth-quarter comeback victories over their careers, tied for first among active Division I quarterbacks.

There are similarities to their senior seasons as well. The Tigers and Buffaloes both have seven wins, although Whitehurst missed one of those games when he sat out due to a sore shoulder. Whitehurst has averaged 227.8 passing yards per game, while Klatt stands at 224.7. Whitehurst has 49 career touchdown passes, while Klatt has 46.

They both have one off-the-field activity in common...golf. Both regularly break 80 on the course. Whitehurst won the long-drive contest at the ACC Media Outing at The Homestead in Virginia this past July. Of course, NCAA rules prohibited him from winning a prize.

2005 Whitehurst & Klatt Comparison

Category	Whitehurst	Klatt
Games-Starts	10-10	12-12
Completions-Attempts	208-311	241-400
Completion %	66.7	60.3
Passing Yards	2278	2696
Passing Yards per Game	227.8	224.7
Passing Yards per Attempt	7.32	6.74
Passing Yards per Completion	11.0	11.2
Touchdown Passes/Interceptions	11/9	14/8
Passing Efficiency	134.3	124.4

Career Whitehurst & Klatt Comparison

Category	Whitehurst	Klatt
Games-Starts	43-39	39-34
W-L Record	24-15	19-15
Fourth-Quarter Comebacks	8	8
Completion %	59.4	61.2
Completions	796 (4)	690 (11)
Attempts	1,339 (5)	1,128 (11)
Passing Yards	9,460 (5)	7,708 (15)
Passing Yards per Game	220.0 (9)	197.6 (17)
Passing Efficiency	124.1	126.2

Note: Number in (parentheses) is career ranking among active Division I quarterbacks.

Clemson Against the Big 12 Conference

Clemson has a 6-9 all-time record against current teams from the Big 12 Conference. The Tigers are 1-3 against Texas A&M, and that first victory came against the Aggies in the season opener in Death Valley. This is the first year Clemson has played two Big 12 teams in the same year. The Tigers are opening and closing the 2005 season with the Big 12 Conference.

The victory over Texas A&M in the opener ended a two-game losing streak against the Big 12. The Tigers lost at Texas A&M in 2004 by a 27-6 score

and suffered a 55-15 loss to Texas Tech in 2002 in the Tangerine Bowl. In fact, of the 15 losses Clemson has suffered with Charlie Whitehurst at quarterback, two of the three worst margins of defeat have come in those two games versus Big 12 opponents.

Clemson's last win over a Big 12 team prior to this year took place in 2000. That was a 62-9 win over Missouri in Death Valley, the second game of the 2000 season. That is still both the most points Clemson has scored and the largest margin of victory under Head Coach Tommy Bowden.

Clemson has a 3-1 record against Missouri, including the 24-23 win in the 1948 Gator Bowl that clinched Clemson's perfect 11-0 season. The Tigers won their 1981 National Championship with a 22-15 victory over Nebraska in the 1982 Orange Bowl. When the Tigers defeated Barry Switzer and Oklahoma in the 1989 Citrus Bowl (1988 season), Clemson became the first ACC school to defeat Oklahoma. Overall, Clemson is 0-1 against Baylor, 0-1 against Colorado, 3-1 against Missouri, 1-0 against Nebraska, 1-2 against Oklahoma, 1-3 against Texas A&M, and 0-1 against Texas Tech.

This will be Clemson's 16th game against a team from the Big 12, including the seventh in a bowl game. Clemson has a 3-3 record in bowl games against Big 12 teams.

Clemson vs. Big 12 Teams (6-9)

Year	Opponent	Site	W-L	Score
1948	Missouri	Jacksonville, FL	W	24-23
1950	Missouri	Columbia, MO	W	34-0
1956	Colorado	Miami, FL	L	21-27
1963	Oklahoma	Norman, OK	L	14-31
1972	Oklahoma	Norman, OK	L	3-52
1973	Texas A&M	Clemson, SC	L	15-30
1974	Texas A&M	College Station, TX	L	0-24
1979	Baylor	Atlanta, GA	L	18-24
1981	Nebraska	Miami, FL	W	22-15
1988	Oklahoma	Orlando, FL	W	13-6
1996	Missouri	Columbia, MO	L	21-38
2000	Missouri	Clemson, SC	W	62-9
2002	Texas Tech	Orlando, FL	L	15-55
2004	Texas A&M	College Station, TX	L	6-27
2005	Texas A&M	Clemson, SC	W	25-24

Note: Home games in bold.

Tigers Face New Buffalo Coach

Colorado will have a new head coach when the Tigers face the Buffaloes in the 2005 Champs Sports Bowl. This will be the fourth time in Clemson bowl history a change has been made in the head coaching position between the end of the regular season and the bowl game. The team that has made the change has won each of the three bowls when that has been the case.

In 1978, Charley Pell left Clemson for Florida, and Danny Ford was elevated from offensive line coach to head coach. Clemson defeated Ohio State in the Gator Bowl by a score of 17-15. In 1993, Ken Hatfield was not retained at the end of an 8-3 regular season after he asked for a contract extension, and Tommy West was hired as head coach in December. West had been the head coach at Chattanooga, but had been an assistant at Clemson from 1982-89 and was familiar with the seniors on the 1993 team. Clemson won the 1993 Peach Bowl over Kentucky by a 14-13 score that year.

John Gutekunst replaced Lou Holtz as head coach of Minnesota after Holtz left the Gopher pro-

gram for Notre Dame at the end of the 1985 regular season. Minnesota then defeated Clemson in the Independence Bowl by a 24-17 score.

Mike Hankwitz will serve as the interim head coach for Colorado in the bowl game. During the regular season, he coached the outside linebackers, served as defensive coordinator, and coached the punters. He is in his second tour of duty at Colorado, as he was an assistant coach on the defensive side from 1985-94. He worked under Bill McCartney that entire time, and was on the same staff with Gary Barnett from 1985-91 (seven years).

This is not the first time Hankwitz has served as an interim coach. He served in that capacity at Arizona in 2003 when he moved from defensive coordinator to interim head coach when John Mackovic was dismissed. Hankwitz was 1-7 in those eight games as an interim coach.

Clemson Back in Top 25 of Both Polls

By virtue of its second consecutive victory over a top-20 team, Clemson moved back into the **Associated Press** top 25 on November 20. The Tigers defeated #16 Florida State on November 12 by a 35-14 score, then defeated #19 South Carolina on November 19 by a 13-9 score.

Clemson was ranked #23 in both the **AP** and **USA Today** polls on December 4, the final poll before the bowl games.

The Tigers finished the regular season with a 7-4 record. All four of Clemson's losses this year have been by six points or less, including a triple overtime loss to #13 Miami (FL), and an overtime loss to #25 Boston College. Clemson's four losses are by a combined 14 points (including only five points in regulation). Tommy Bowden's team has also won five of its last six games.

Clemson is one of seven teams who have not lost at least one game by seven points or more this year. The others are Georgia, Miami (FL), Notre Dame, Penn State, Southern California, and Texas.

When Clemson defeated the #19 Gamecocks to conclude the regular season, it gave Clemson consecutive wins over top-20 teams for just the third time in school history. The Tigers also did it in 1982 and 1983, when they defeated top-20 teams from North Carolina and Maryland each year.

Clemson has three wins over top-20 **AP** teams this year, the first time Clemson has done that since 1989, and just the third time in school history Clemson has beaten three top-20 teams in the same year. The 1981 National Championship team had three wins over top-10 **Associated Press** teams.

Clemson's Bowl History

Clemson has a rich bowl tradition. The Tigers have a 14-13 record in bowl games, and the 14 bowl victories rank in a tie for 17th most in NCAA history with Florida and Washington. Clemson's first bowl game was in the 1940 Cotton Bowl when the Tigers defeated Frank Leahy and Boston College 6-3.

Clemson has appeared in a bowl game 17 of the last 21 seasons. That is one of the top-10 figures for bowl appearances in the country since 1985.

Clemson has beaten some of the top programs in college football history in bowl games. The list includes Miami (FL), Nebraska, Ohio State, Oklahoma, Penn State, Stanford, and Tennessee.





Bowl Notes



Clemson won its first three bowl games, wins over Boston College, Missouri, and Miami (FL). The three coaches Clemson defeated in those games were Frank Leahy, Don Faurot, and Andy Gustafson, and all three are in the College Football Hall of Fame.

Clemson has a program that has been steady over the years in bowl games, no matter who has led the program. No less than six different head coaches (Jess Neely, Frank Howard, Danny Ford, Ken Hatfield, Tommy West, and Tommy Bowden) have all won bowl games for the Tigers.

Overall, six of Clemson's 14 bowl wins have come against coaches in the College Football Hall of Fame. Not included in the list are Penn State Coach Joe Paterno and West Virginia Coach Don Nehlen, coaches with over 200 career wins who will be in the Hall of Fame soon. Clemson has four bowl wins over coaches who are in the 200-victory club. Woody Hayes of Ohio State, Tom Osborne of Nebraska, Paterno and Nehlen are all coaches with at least 200 wins who lost bowl games to Clemson.

Clemson has bowl wins over some of the greatest coaches in college football history:

- **Frank Leahy**, the second-winningest coach in college football history on a winning-percentage basis, when Clemson defeated Boston College in the 1940 Cotton Bowl.
- **Joe Paterno** of Penn State, the second-winningest coach in Division I college football history on a total-wins basis, when Clemson defeated Penn State 35-10 in the 1988 Citrus Bowl. It is still the largest margin of defeat in a bowl game for Paterno, who is the winningest coach in college history in terms of victories in bowl games.
- **Woody Hayes** of Ohio State, the ninth-winningest coach in college football history (Division I) on a total-wins basis, when Clemson won 17-15 in the 1978 Gator Bowl, Hayes's last game as coach.
- **Barry Switzer** of Oklahoma, the fourth-winningest coach in Division I college football history on a winning-percentage basis, when Clemson defeated Oklahoma in 1989 Citrus Bowl, Switzer's final game as a college coach.
- **Tom Osborne** of Nebraska, the seventh-winningest coach in college football (Division I) history on a total-wins basis, when Clemson defeated the Cornhuskers in the 1981 Orange Bowl, which gave the Tigers their only national title.
- **Don Nehlen** of West Virginia, the 14th-winningest coach in Division I history when the Tigers toppled the Mountaineers by a score of 27-7 in the 1989 Gator Bowl.
- **Phillip Fulmer** of Tennessee, the second-winningest active coach in Division I college football history, when the Tigers beat a #6 Tennessee team by a score of 27-14 in the 2004 Peach Bowl.

Bowling in the Sunshine State

While Clemson has won two of its last three bowl games, neither has been a victory gained in the state of Florida. In fact, Clemson will be looking to break a four-game bowl game losing streak in the Sunshine state. Clemson has not won a bowl game played in the state of Florida since winning the Hall of Fame Bowl in Tampa at the end of the 1990 season. The Tigers blanked Illinois by a score of 30-0 in the game.

Clemson has lost its last four trips to Florida for bowl games, including a 55-15 loss to Texas Tech in the 2002 Tangerine Bowl, Clemson's most recent appearance in a Florida bowl game. The Tigers won seven consecutive Florida bowl games between 1978-90, with six of those wins coming under Danny Ford. Clemson is 9-7 in bowl games in Florida all-time. That includes a 2-2 record in bowl games played in Orlando.

Clemson did win its last game played in Florida, however. During the 2004 season, Clemson upset #10 Miami (FL) in overtime 24-17. That regular-season game was played in the Orange Bowl.

Clemson Has League-Best 213 ACC Wins

Clemson won its 200th Atlantic Coast Conference game in its history on October 11, 2003 with a 30-27 victory over Virginia. It was one of the most exciting ACC victories for the Tigers, who scored the game winner on the last possession in overtime on a touchdown pass from Charlie Whitehurst to Kevin Youngblood. Clemson was a charter member of the ACC in 1953 and is now in its 53rd season in the conference.

Clemson has a record of 213-118-6 (.641) in conference play for its 53 seasons. The Tigers rank first among league teams in conference victories all-time, in fact 25 more than second-place North Carolina. Clemson has a winning record against every other charter member of the ACC since the league began.

Clemson also leads the ACC in conference championships (13). Florida State is second with 12 (including this season), followed by Maryland with nine (this includes co-championships).

All-Time Leaders in ACC Regular-Season Wins

Rk	School	G	W	L	T	%
1.	Clemson	337	213	118	6	64.1
2.	North Carolina	361	188	169	4	52.6
3.	Maryland	344	187	153	4	54.9
4.	N.C. State	348	182	162	4	52.9
5.	Virginia	332	141	187	4	43.3
6.	Duke	346	130	208	8	38.7
7.	Wake Forest	361	103	254	4	29.1
8.	Florida State	112	101	11	0	90.2
9.	Georgia Tech	168	87	79	2	52.4
10.	South Carolina	114	52	58	4	47.4
11.	Virginia Tech	16	14	2	0	87.5
12.	Miami (FL)	16	12	4	0	75.0
13.	Boston College	8	5	3	0	62.5

Clemson #23 in Final Regular-Season Poll

By virtue of its second straight victory over a top-20 team to close the 2005 regular season, Clemson moved back into the **Associated Press** top-25 poll on November 20 and has remained in the top 25 for the last two regular-season polls. Thus, the Tigers have a modest three-poll streak of top-25 rankings.

The Tigers defeated #16 Florida State by a score of 35-14 on November 12, then beat #19 South Carolina on November 19 by a 13-9 score. Overall, Clemson has been ranked in five polls this year. Earlier in the year, Clemson jumped to #20 after opening wins over Texas A&M and Maryland. Texas A&M was #17 at the time of Clemson's 25-24 victory.

Tigers Seek Top-20 Final Ranking

Clemson is ranked #23 in both the **USA Today** and **AP** polls heading into the Champs Sports Bowl against Colorado. A victory should secure Clemson a spot in the final top 25 and perhaps the top 20. Clemson last finished in the top 25 in 2003, but has not ranked in the final top 20 since 2000.

The Tigers finished #22 in both polls after defeating #6 Tennessee in the 2003 Chick-fil-A Peach Bowl by a score of 27-14. A victory in the Champs Sports Bowl would give Tommy Bowden three top-25 finishes in his seven years in Tigertown. In addition to the 2003 season, Clemson was #16 in **AP** and #14 in the final coaches poll at the end of the 2000 season. Bowden's Tulane team of 1998 had a top-10 finish in both polls, so he has had three teams finish in the top 25 in his coaching career.

Clemson has had 22 top-25 finishes in its history, including 20 top-20 finishes in at least one poll. Clemson's highest finish in history is the #1 final ranking in 1981. The Tigers defeated a current Big 12 school (Nebraska) to reach that #1 ranking. The Tigers have 14 top-15 finishes and seven top-10s in history dating to a #12 final ranking in 1939 after the Tigers beat Boston College in the Cotton Bowl, Clemson's first bowl appearance in history.

Clemson Ranks 14th in Turnover Margin

Clemson ranks 14th in the nation in turnover margin, much improved over the 2004 season when Clemson was 100th in the nation. The Tigers have forced 24 turnovers this year and committed only 14. The Tigers have lost just five fumbles, including three at Georgia Tech and two at South Carolina. Clemson ranks among the top-10 teams in the nation in fewest lost fumbles.

Clemson has forced at least one turnover in every game this year, joining Virginia Tech as the only teams in the ACC to force at least one turnover in every regular-season game. It is a contributing factor to Clemson's 55-13 advantage in points off turnovers this season. Clemson forced four turnovers at #19 South Carolina in the regular-season finale.

Tigers Have Just 14 Turnovers, 51 Penalties

Clemson lost four turnovers and committed eight penalties in the 10-9 loss at Georgia Tech on October 29. Those mistakes contributed to the loss, but certainly have been the exception for this 2005 team. The Tigers lost three fumbles in the first half at Georgia Tech after going 499 consecutive offensive plays without a lost fumble. Clemson was the last team in the nation to lose a fumble after going the first seven games without losing one. Reggie Merriweather broke the string with a lost fumble on a play that was first called down, but later changed to a lost fumble by instant replay. It was Merriweather's first lost fumble as a Tiger on his 238th career carry.

While Clemson made mistakes against the Yellow Jackets, the Tigers are still ranked high nationally in terms of not committing turnovers or penalties. Clemson has lost 14 turnovers for the season on five lost fumbles and nine interceptions, the eighth-fewest turnovers in the nation.

With five lost fumbles, Clemson is tied for sixth in the nation for fewest fumbles lost. The Tigers are



Bowl Notes



also sixth in the nation in fewest penalties committed per game (4.6) and seventh in fewest penalty yards per game (39.7). The Tigers committed just six total penalties in the victories over #16 Florida State and #19 South Carolina to end the regular season.

Clemson Defense 13th in Nation

Clemson has allowed just 18.3 points per game this year, a figure that ranks 13th in the nation. That is the highest Clemson has ranked in that important category since the 1995 season, when Clemson was 10th in the nation with a 16.2 figure. It should be pointed out that Clemson has given up 22 points in overtime this year in losses to #13 Miami (FL) and #25 Boston College, so Clemson has allowed just 16.3 points per game in regulation.

The defense finished the regular season very strong, allowing just 23 total points in victories over top-20 teams Florida State and South Carolina. In fact, both of those teams failed to score an offensive touchdown, the first time in history that a school has held Bobby Bowden and Steve Spurrier coached offenses without an offensive touchdown in the same season, nevermind consecutive games. It was just the fourth time in Spurrier's college coaching career that his offense did not score an offensive touchdown.

Clemson's defense has not allowed more than 20 points during the last six games. Clemson allowed just one team (Wake Forest) to score over 24 points in regulation all season.

Defense Stepping Up Against Good Teams

When Clemson defeated #16 Florida State, it held the Seminoles to just 226 yards of total offense, 11 first downs, and did not allow Bobby Bowden's team to score an offensive touchdown. Florida State entered the game leading the ACC in total offense with 420 yards per game. Getting pressure on the quarterback had a lot to do with that. Florida State had allowed just 1.9 sacks per game this season, but the Tigers recorded six sacks in the 35-14 triumph.

Earlier in the year, Clemson held #13 Miami (FL) to 264 yards of total offense during regulation before the Hurricanes won 36-30 in triple overtime. That is the fewest yards of total offense for the Hurricanes through regulation in a game in 2005.

Florida State Offense vs. Clemson

Category	2005 Average	vs. Clemson
Total Offense	384	226
Passing Offense	285	124
First Downs	19	11
Points	29	14
Passing Efficiency	123	57
Sacks Allowed	2	6

Clemson Defense Solid Against Hurricanes

The NCAA overtime rule can play havoc with the evaluation of various football statistics. That is the case with Clemson's defensive performance against #13 Miami (FL), a 36-30 triple-overtime loss. Miami scored 16 of its 36 points in the three overtime periods, which hurts Clemson's scoring defense stats. The same goes for total offense and yards per game, as Miami gained 73 yards in the overtimes.

Through the 60 minutes of regulation, the Hurricanes gained just 264 yards of total offense, 49 yards less than they gained against Florida State's defensive unit. The Hurricanes threw for just 109 yards on 23 pass attempts during regulation, as Vic Koenning's defensive unit allowed less than five yards per pass attempt. Clemson allowed just 5-14 third-down conversions in regulation and allowed just 15 first downs. Miami gained just 4.0 yards per play during regulation as well.

Anthony Waters led Clemson in tackles for the second consecutive game in the Miami loss with 11. C.J. Gaddis had his second consecutive double-figure tackle game with 10, while Sergio Gilliam had a career-high nine stops.

Clemson Closing Fast Again

Clemson has won five of its last six games and is making its annual strong finish under Tommy Bowden. Clemson closed the 2003 and 2004 seasons by winning five of its last six each year. Clemson is 11-3 in the month of November since November of 2002 (or when Charlie Whitehurst became the starting quarterback).

Finishing fast is nothing new for the Clemson program. The Tigers have won five of the last six games 22 times in history, including 19 times since 1948. Danny Ford won at least five of his last six games during six different seasons, including from 1981-83 when Clemson had a combined 30-2-2 record.

Clemson Offensive Line Young & Balanced

When someone asks Tommy Bowden to rate his top offensive linemen, he usually has to pause and think about. Over the 11 games, six different offensive linemen had the highest film grade awarded by Assistant Head Coach Brad Scott.

Roman Fry had the highest honor among the group, as he was named Second-Team All-ACC at guard. Fry leads the team in knockdown blocks (88.5), including 12 intimidation blocks. Dustin Fry, the starting center and no relation to Roman, is second (69.5). He has played the most snaps (753) in 2005.

Clemson's offensive line had its best performance at N.C. State, leading the Tigers to a two-year-best 489 yards of total offense, including 243 on the ground. Clemson did not allow a sack, even though the Tigers were going against a Wolfpack defensive line that ranks among the best in the nation. Three of the four starting down linemen for the Wolfpack are slated to be drafted in the first two rounds of the 2006 draft.

Barry Richardson was ACC Lineman-of-the-Week for that game after recording an 82-percent grade. That was quite a feat considering he was going head-to-head with Mario Williams, one of the top defensive ends in the nation. Richardson had five knockdown blocks, including a key block on James Davis' first touchdown run. He also had an 88-percent grade against #16 Florida State.

What is encouraging for Bowden is the youth of the Tiger offensive line. Chip Myrick is the only senior among the 10 offensive linemen who have played in a game this year, meaning just about everyone will be back for the Tigers up front on offense in 2006.

Offensive Line Statistics

#	Player	GP-S	Plays	KD	Int
72	Roman Fry	10-6	478	88.5	12
62	Dustin Fry	11-11	753	69.5	15
63	Nathan Bennett	9-7	501	66.5	12
75	Marion Dukes	11-11	747	50.0	6
79	Barry Richardson	11-11	671	40.0	1
74	Brandon Pilgrim	10-4	319	37.0	5
64	Chip Myrick	11-5	299	28.0	2
68	Chris McDuffie	10-0	92	11.0	2
73	Tim DeBeer	10-0	164	7.5	1
67	Christian Capote	9-0	55	6.5	0

Tiger Offense Up Almost 100 Yards Per Game

Clemson has made a strong improvement in terms of offense this year. The Tigers have gone from 295.6 yards per game in 2004 to 386.3 yards per game in 2005. That is an improvement of 90.7 yards per game over last season, the eighth-best total offense improvement in the nation. Notre Dame and Southern California have made the largest improvements, followed by Iowa.

Clemson has improved by 61 places in the national rankings in total offense. Clemson is 49th after ranking 110th at the end of the 2004 season.

A check to Tiger history shows that a 90.7-yard improvement would be the fourth-biggest gain from one year to another on record. Clemson improved by 107.3 yards per game from 1994 to 1995 under Offensive Coordinator Clyde Christensen, who is now an assistant coach with the Indianapolis Colts.

A look to the ACC stats for this year shows that the Tigers are second in the league in total offense with 386.4 yards per game. Passing efficiency has also made a dramatic improvement this year under first-year Offensive Coordinator Rob Spence. Clemson has a 135.4 pass efficiency rating this year, fourth best in the ACC. Clemson's passing efficiency last year was just 96.0. If the season ended today, the 135.4 passing efficiency would be third best in school history. The 1950 team had a 148.0 rating and the 1989 team was at 139.8.

Most Improved Teams in Total Offense

Rk	School	2004	2005	Improvement
1.	Notre Dame	345.5	489.1	+143.6
2.	Southern California	449.1	580.3	+131.2
3.	Iowa	312.7	434.5	+121.8
4.	Washington State	368.6	489.2	+120.6
5.	Penn State	310.7	424.2	+113.5
6.	Central Florida	280.0	388.5	+108.5
7.	New Mexico	298.0	397.4	+99.4
8.	Clemson	295.6	386.3	+90.7
9.	Maryland	298.0	383.9	+85.9

Most Improved Total Offense Teams in Tiger History

Rk	1st Year	Y/G	2nd year	Y/G	Improvement
1.	1994	272.4	1995	379.7	+107.3
2.	1972	266.2	1973	364.5	+98.3
3.	1998	304.9	1999	402.6	+97.7
4.	2004	295.6	2005	386.3	+90.7
5.	1977	339.6	1978	427.8	+88.2
6.	1956	251.2	1957	327.7	+76.5
7.	1949	312.4	1950	388.1	+75.7
8.	1940	265.7	1941	330.8	+65.1

Tigers Offense Improved From 2004

Clemson's offense has shown improvement over last season in many categories. It has increased its total offense from 295.6 per game to 386.4, an increase of 30 percent in yards per game. That is the nation's eighth-best increase this year.



Bowl Notes



Clemson is also improved in turnovers, and that can lead directly to point prevention. Clemson has just 14 turnovers in 11 games, an average of 1.3 per game. The 2004 team had 24 turnovers in 11 games, an average of 2.2 per game.

The improvement is also apparent in the play of quarterback Charlie Whitehurst, who has improved his completion percentage from 50.7 to 66.9 and his passing efficiency from 97.3 to 134.3. He has also cut his interceptions drastically. He threw 17 last year, but has just nine in 10 games in 2005. And three of the six were tipped passes by his receivers, and another was on a "Hail Mary" pass at the end of the Georgia Tech game.

The balance has been a key for the Tigers. Clemson has two 700-yard rushers and a 700-yard receiver, just the second time in school history that has happened in the same season.

Clemson Offense Comparison

Category	2004	2005
Points/Game	21.5	27.0
Total Offense/Game	295.6	386.4
Rushing Yards/Game	107.5	152.4
Passing Yards/Game	188.1	234.0
Completion %	50.1	65.2
Passing Efficiency	96.0	135.5
First Downs/Game	16.7	21.1
Turnovers/Game	2.2	1.3
Points Off Turnovers Allowed/Game	4.6	1.2
Time of Possession/Game	27:49	30:17
Sacks Allowed/Game	2.3	1.8

Charlie Whitehurst Comparison

Category	2004	2005
Total Offense/Game	191.8	230.7
Passing Yards/Game	187.9	227.8
Passing Yards/Attempt	5.92	7.32
Passing Efficiency	97.3	134.3
Completion %	50.7	66.9
Interceptions/Game	1.5	0.9

Clemson Records Another 200-200 Game

Most teams strive for offensive balance, because an ability to rush and throw the ball with effectiveness usually translates to a victory. That has been the case in Tiger history. A look to the records shows that Clemson has never lost a game in which it has had at least 200 yards passing and 200 yards rushing on offense.

That pattern continued in the victory over Duke on November 5, as Clemson rushed for 234 yards and passed for 216, giving Clemson 450 total yards. It was the second time this year Clemson has had at least 200 of each. In the win at N.C. State, the Tigers had 243 yards rushing and 246 yards passing in the 31-10 victory.

Overall, Clemson has had 18 games in which it has had at least 200 yards rushing and 200 yards passing under Tommy Bowden. Clemson is 44-0-1 when it has at least 200 yards of each category, including 37 consecutive wins dating to 1976. The only time Clemson has failed to gain victory when it had at least 200 yards of each took place in a 24-24 tie with Georgia Tech in 1976.

A 200-yard rushing game by itself is usually a good indicator of victory for Clemson. The Tigers are 2-0 this year and 22-1 under Bowden when they rush for at least 200 yards. The lone loss took place in 1999, his first season, when Clemson rushed for 231 yards at Georgia Tech, but lost 45-42. Clemson

has won 19 consecutive games over six years when it has rushed for at least 200 yards.

A look to the ACC stats shows the Tigers' balance over the course of the year. Clemson is the only team in the ACC to rank in the top four in both rushing offense and passing offense.

Tiger Defense Strong in Final Six Games

Clemson won five of its last six games of the regular season, and the performance of the Tiger defense had a lot to do with that improvement. Over the last six games, Clemson has held the opposition to 11.7 points per game, an improvement of 14.5 points per game over the first five games when Clemson was 2-3. The Tigers have allowed just five offensive touchdowns in the last six games, including just two touchdown passes.

Additionally, Clemson's pass efficiency defense improved from 130.4 to 99.4 over the last six games. The defense forced 15 turnovers in the last six games after forcing just nine in the first five contests. Clemson was also dramatically improved on third-down defensive over the second half of the year. The Tigers allowed a 41.7-percent conversion rate on third down in the first five games, then allowed just 28.2 percent over the last six games.

Clemson Defensive Improvement

Category	Games 1-5	Games 6-11
Record	2-3	5-1
Scoring Defense	26.2	11.7
Touchdowns Allowed	16	6
Touchdown Passes Allowed	7	2
Total Defense	357.8	314.3
Yards per Play	5.1	4.7
Rushing Yards per Game Allowed	159.2	105.7
Passing Yards per Game Allowed	198.6	208.7
Completion % Defense	61.4	54.5
Pass Efficiency Defense	130.4	99.4
Yards/Pass Attempt	7.09	5.99
Interceptions	5	9
Sacks	12-74	18-96
First Downs Allowed	18.8	16.7

Clemson Has Played Seven Nailbiters

Clemson's season of close games continued in the regular-season finale at #19 South Carolina, as Clemson came away with a 13-9 victory. The Tigers scored the winning touchdown with 5:58 left on a two-yard run by freshman James Davis.

Over the last 17 games, Clemson has a 12-5 record. All five of the losses have been by six points or less. Clemson has lost four games this year by a total of 14 points. That list includes two overtime games, so the point difference in regulation in those four losses this year is just five points.

This is the longest stretch without a loss by more than six points since a 25-game stretch between 1980-84. It is the first season since 1982 that Clemson has gone an entire regular season without a loss of at least seven points. Clemson is one of seven schools nationally who has not lost a game by at least seven points in 2005. The others are Georgia, Miami (FL), Notre Dame, Penn State, Southern California, and Texas.

Over the last 17 games, the only blemishes on the Tigers' record have been a 16-13 loss at Duke, a 36-30 triple-overtime loss to #13 Miami (FL), a 16-13 overtime loss to #25 Boston College, a 31-27 loss at Wake Forest, and the 10-9 loss at Georgia

Tech. In four of those five losses, the winning-opponent points were scored within the last 33 seconds of the game.

Clemson's first five games of the 2005 season were decided with offensive or defensive plays within the last minute of play. That includes four of the five that were decided within the last two seconds, including four on the last play of the game.

As far as Tiger history is concerned, this is the first time since 1906 that Clemson has played five consecutive games in the same season decided by seven points or less. Clemson has played seven games decided by six points or less this season, and the Tigers are 3-4 in those games.

These Games Are Good

Clemson has played 11 games this season, and each of the first five were decided by a touchdown or less within the last three minutes of the game. Four of the five came down to the last play, including the last three. Two of the games also went to overtime.

It has been thrill-a-minute for Tiger players, coaches, and fans, and that has been the opinion of the editors of CollegeFootballNews.com. The website devoted exclusively to college football selects its top-10 games each week. In each of the first five weeks, Clemson's game was ranked among the top-seven games that weekend.

In the first week, Clemson's 25-24 victory over #17 Texas A&M ranked as the top game of the week. Jad Dean's field goal with two seconds left was the game winner.

Clemson's game at Maryland in week #2 ranked seventh best, as the Tigers overcame a 10-point, fourth-quarter deficit and scored the game-winner on a 38-yard run by Reggie Merriweather with 2:58 left. Clemson's 36-30 triple-overtime loss to #13 Miami (FL) was the second-best game of Week #3, trailing only Michigan State's overtime win at Notre Dame. The Clemson-Boston College game, another overtime affair that ended in the Eagles' victory column by a 16-13 score, ranked seventh.

Then, the Clemson-Wake Forest game in Winston-Salem, NC on October 1 ranked as the third-best game of the weekend. Wake Forest scored with 33 seconds left to take a 31-27 lead, then Clemson drove to Wake Forest's three-yard line on the last play of the game before Curtis Baham was stopped shy of giving the Tigers a winning score.

Clemson was the only team in the country to have played a top-10 game each of the first five weeks of the season according to the site. The streak was stopped the weekend of October 8, when Clemson had an open date. The website also ranks the best game each week by conference. Each of the first five weeks, Clemson's game was ranked as the best game in the ACC.

Another Last-Second Thriller

Thirteen of the Tigers' last 17 games, including the first five this year, were decided by seven points or less, and all on plays within the last three minutes of the game or in overtime. Clemson has won seven of those 13 close games.

The 42-yard field goal by Jad Dean that gave Clemson a 25-24 win over #17 Texas A&M came with just two seconds left and was the latest game-



Bowl Notes



winning field goal by a Tiger since David Treadwell's 21-yard field goal with two seconds left beat Georgia in 1987.

The Tigers followed that with the win at Maryland on a 38-yard run by Reggie Merriweather with just 2:58 left. The Tiger defense then forced the Terrapins to relinquish the ball with 47 seconds remaining, thanks to a sack by Gaines Adams. The #13 Miami (FL) Hurricanes then defeated Clemson in three overtimes, and #25 Boston College stopped the Tigers in one overtime. Wake Forest scored its game winning touchdown with 33 seconds left on a six-year touchdown pass. The Tigers then drove to the Wake Forest three before time ran out after Curtis Baham was tackled just short of the goal line.

Clemson has had many a close victory under Tommy Bowden. Since he became the head coach in 1999, Clemson has registered 11 victories in which it has overcome a deficit or a tie game to score the winning points in the fourth quarter. Eight of the 11 have come with offensive plays inside the last 23 seconds or in overtime.

Last-Minute Victories Under Bowden

The win at #19 South Carolina gave Clemson a third fourth-quarter comeback victory this season. It marked the 11th time since 2000 that Clemson has won a game with an offensive or defensive play with under three minutes remaining to gain victory. Nine of the 11 have been plays that have taken place within the last 30 seconds of the game. Nine of the 11 are offensive scores. The only defensive play listed is Charles Bennett's interception at the goal line on the last play of the game against N.C. State last season.

Since Tommy Bowden has been the head coach at Clemson, 30 of the 84 games have been decided by a touchdown or less. That is 36 percent of the games. Clemson has a 15-15 record in those close games under Bowden.

Overcoming Double-Digit Deficits

Clemson had a remarkable comeback victory at Maryland on September 10. It marked just the third time in school history that Clemson overcame a double-digit deficit in the fourth quarter to win a game. The Tigers trailed Maryland 24-14 with under eight minutes left. But Curtis Baham caught a 51-yard scoring pass from Charlie Whitehurst with 7:35 left, and Reggie Merriweather scored from 38 yards out with 2:58 remaining to give Clemson the 28-24 lead and victory.

The Tigers overcame a 10-point deficit (20-10) against #13 Miami (FL) earlier this year, but did not win. The Tigers sent the game into overtime with a 27-yard field goal by Jad Dean with 15 seconds left. The same held true for the Boston College game.

The only other occasions Clemson overcame a double-digit, fourth-quarter deficit to gain victory took place in 2002 at Duke and 1980 at Virginia. Thus, two of the three double-digit, fourth-quarter comebacks in school history have taken place under Tommy Bowden.

As far as a double-digit deficits at any point in a game, Clemson has now achieved that comeback 22 times. Bowden has five of the 22 double-digit comeback victories. It is interesting to note that 16 of the 22 have taken place on the road.

Clemson's Greatest Comebacks to Win or Tie

Date	Opponent	Score	Deficit	Final
10-10-92	at Virginia	0-28	28	29-28
10-21-00	at North Carolina	0-17	17	38-24
9-24-66	Virginia	18-35	17	40-35
11-2-02	at Duke	10-24	*14	34-31
11-6-04	at Miami (FL)	3-17	14	24-17
10-11-80	at Virginia	10-24	*14	27-24
11-17-62	at Maryland	0-14	14	17-14
9-26-53	at Boston College	0-14	14	14-14
10-13-73	Virginia	0-13	13	32-27
10-16-76	Duke	0-12	*12	18-18
9-29-01	at Georgia Tech	7-19	12	47-44
11-22-97	at South Carolina	3-14	11	47-21
10-20-90	at N.C. State	3-14	11	24-17
11-23-85	at South Carolina	3-14	11	24-17
9-10-05	at Maryland	14-24	*10	28-24
11-20-93	at South Carolina	3-13	10	16-13
9-25-93	Georgia Tech	3-13	10	16-13
10-12-91	Virginia	7-17	10	20-20
11-17-79	at Notre Dame	0-10	10	16-10
10-5-74	Georgia	0-10	10	28-24
10-4-69	at Georgia Tech	0-10	10	21-10
10-24-38	at Tulane	0-10	10	13-10

* - fourth-quarter deficit; Note: Comebacks under Tommy Bowden in **bold**.

Clemson Played Consecutive Overtime Games

Clemson played consecutive overtime games, losses at home to #13 Miami (FL) by a score of 36-30 in triple overtime on September 17, and 16-13 in overtime to #25 Boston College on September 24. It marked first time in ACC history that a conference school played back-to-back overtime games, but it has happened quite often nationally.

In fact, Clemson and Texas Christian both played consecutive overtime games this year on the same weekends. No team has ever played three overtime games in succession. The overtime rule dates to the 1996 season. The Horned Frogs won consecutive overtime games, a 23-20 win over Utah on September 15 and a 51-50 win over Brigham Young on September 24.

In 2004, Texas A&M and Northwestern were the only teams to play consecutive overtime games. The last team to lose consecutive overtime games was Temple (2003). However, the Owls had an open date in between overtime losses to Villanova and Cincinnati. Arizona State lost consecutive games in overtime on back-to-back Saturdays in 2000. Both of those games were in double overtime.

Clemson won its first five overtime games between the 1997-04 seasons, but the Tigers have lost two overtime games in a row. Entering the 2005 season, there were two Division I teams (Brigham Young, Clemson) with an all-time record of 5-0 in overtime. Both lost in overtime on the same weekend this year. The Cougars lost to Texas Christian 51-50 on September 24.

Clemson and N.C. State have played the most overtime games among ACC schools. N.C. State has played 10 overtime games in its history, and Clemson is second with seven.

Clemson in Overtime (5-2)

Date	Opponent	OT	W-L	Score
11-8-97	Duke	1	W	29-20
9-29-01	at Georgia Tech	1	W	47-44
10-11-03	Virginia	1	W	30-27
9-4-04	Wake Forest	2	W	37-30
11-6-04	at Miami (FL)	1	W	24-17
9-17-05	Miami (FL)	3	L	30-36
9-24-05	Boston College	1	L	13-16

Bring a Pillow

The Clemson-Miami (FL) game took 4:10 to play, the longest game in Clemson history in terms of overtimes and real time. The previous long was the 4:05 it took to play the Peach Bowl at the end of the 2003 season. That game, however, had a 27-minute halftime, seven minutes longer than a normal game. As one can see by the list below, of the 11 longest games in Clemson history, eight have taken place since Tommy Bowden became Clemson's head coach.

Clemson's Longest Games (Real Time)

Year	Opponent	Score	Time
2005	Miami (FL)	^30-36	4:10
2003	vs. Tennessee	27-14	4:05
2004	Wake Forest	^37-30	3:58
1992	at Maryland	23-53	3:50
2004	Georgia Tech	24-28	3:48
1999	at N.C. State	31-35	3:45
2002	at Duke	34-31	3:45
1997	Florida State	28-35	3:44
2001	at N.C. State	45-37	3:43
2001	vs. Louisiana Tech	49-24	3:43
1998	N.C. State	39-46	3:42

^ - one overtime

Tigers Have Faced Difficult Schedule

Clemson played three top-25 teams within its first four games of 2005. Clemson played #17 Texas A&M, #13 Miami (FL), and #25 Boston College within the first four games, the first time history Clemson played three top-25 teams within the first four games. Frank Howard's 1966 team played three games against top-10 teams within its first five games.

Overall, Clemson played five games against top-25 teams in the regular season, the most in school history. The Tigers were 3-2 in those games.

In many ways, this was the most challenging home schedule in Tiger history. Four of the six opponents who came to Clemson (Texas A&M, Miami (FL), Boston College, Florida State) were ranked in the preseason top 25 of the AP poll. And, all four were still top-25 teams when they came to Clemson.

This is the first season the Tigers have had four top-25 teams come to Clemson in the same season. In fact, only the 1998 and 2003 seasons have seen as many as three top-25 teams play against Clemson in Death Valley. In 1988, Clemson lost to #10 Florida State at home, but beat top-25 teams from Duke and South Carolina at home later in the season. In 2003, Clemson lost the opener at home to a top-10 Georgia team, then beat #25 Virginia in overtime and #3 Florida State.

Including the win over #16 Florida State, Clemson is 23-26-1 against top-25 teams in Death Valley over the years. Coach Bowden is 6-6 against top-25 teams at home in his seven years, including the 26-10 win over #3 Florida State in 2003, the highest-ranked team the Tigers have beaten in history at home.

Tigers in ACC Stats

Clemson's improvement on offense this year can be shown by comparing the ACC stats from 2004 and 2005. The Tigers ranked 10th out of 11 teams in total offense in 2004, including a 10th-place ranking in rushing during the 2004 season. This year, Clemson is second in the ACC in total offense with an average of 386.4 yards per game, just 1.8 yards



Bowl Notes



per game behind Boston College's 388.2 figure. Clemson tied for the ACC lead in total offense in league games only with Miami (FL). That is right, they both had the same total offense figure for the eight conference games.

Clemson is the only ACC team to rank in the top four in the league stats in both rushing and passing, as the Tigers are in fourth place in each area. The Tigers are also fourth in the conference in scoring offense and third in passing efficiency. Tommy Bowden's Tigers were eighth in the ACC in scoring last year and 10th in passing efficiency.

Clemson leads the ACC in turnover margin, widely regarded as one of the most important statistics. The Tigers are +10 in turnover margin this year, forcing 24 and committing just 14. Clemson also paces the ACC in red-zone-scoring percentage with 41 scores in 45 opportunities (91.1 percent). Clemson also leads the league in fewest penalty yards committed per game (39.7). The Tiger opposition has averaged 67.5 penalty yards per game, highest in the league. That obviously makes Clemson first in the conference in penalty yardage differential.

Individually, Chansi Stuckey leads all ACC players in catches with 5.6 per game entering the bowl season. That is the second consecutive year Clemson has had the ACC reception champion, as Airese Currie led the conference in 2004. Stuckey is also third in reception yards, sixth in punt returns, and sixth in all-purpose yards. Jad Dean is another Tiger who leads the ACC in a category. The junior placekicker is first in field goals per game with 22 in 11 contests, first in overall scoring at 9.0 points per game, and obviously first in kick scoring with the same figure.

Quarterback Charlie Whitehurst is second in the ACC in total offense with 230.7 yards per game. The fifth-year quarterback is also third in passing yards per game and fourth in passing efficiency. Freshman running back James Davis, who has really played in only nine games this year, is fourth on the league in rushing. Defensively, Anthony Waters is third in the ACC in tackles per game.

Tigers in NCAA Stats

Clemson's most impressive team NCAA stat ranking is scoring defense. Clemson is 13th in that category, allowing 18.3 points per game. But 22 of the 201 points have been allowed in overtime, so the Tigers are allowing just 16.27 points per game in regulation. That would rank 10th in the nation in scoring defense if overtime was not included.

In terms of other areas, Clemson is sixth in the nation in fewest penalties committed per game (4.6) and seventh in fewest penalty yards per game (39.7). This is the largest area of disparity when comparing Clemson with Colorado this year in terms of national stats. The Buffaloes are 116th in penalties per game and 117th in penalty yards per game.

Clemson is also strong in terms of turnovers. The Tigers are 14th in turnover margin and eighth in fewest turnover lost (14). Clemson's five lost fumbles rank sixth best in the nation. The Tigers are also 25th in pass efficiency defense.

Individually, Jad Dean is second in the nation in field goals per game, sixth in kick scoring, and 18th in overall scoring. Linebacker Anthony Waters

is 21st in the nation in first hits per game (7.0). Those are the only Tigers with a top-25 ranking entering the bowl game.

Tigers Lead ACC in Red Zone Scoring %

Clemson has been the ACC's most effective team in scoring either field goals or touchdowns in the red zone this season. Clemson has had first down inside the opponent's 20 on 43 occasions and has come away with a score 39 times, good for a 90.7 percentage. Clemson is just ahead of Virginia, who has scored on 35 of 40 trips to the red zone. The Tigers have scored 25 touchdowns and 14 field goals when they have reached the red zone. The Tigers have scored 16 touchdowns rushing and nine passing in red-zone situations.

This is the second consecutive year Clemson has been strong inside the red zone. Clemson scored on 25 of 27 trips to the red zone in 2004. Of course, one can see the improvement of Clemson's offense this year by the number of red-zone opportunities. Clemson has reached the opposing team's red zone 16 more times than last year in one less game.

Tigers Record Second Consecutive Top-20 Win

Clemson defeated a pair of top-20 teams to close the regular season. Clemson downed #16 Florida State on November 12, then stopped #19 South Carolina in the regular-season finale.

This marked the first time since 1988 that Clemson defeated top-25 teams in consecutive games. Clemson had not beaten ranked teams in consecutive games since 1988, when the Tigers defeated #25 South Carolina in the regular-season finale (29-10) and then defeated #9 Oklahoma in the Citrus Bowl. Clemson had not defeated top-25 teams on consecutive Saturdays since 1983, when the Tigers defeated #10 North Carolina in Chapel Hill on November 5, then downed #11 Maryland on November 12 at Clemson.

Clemson has beaten top-20 teams on consecutive Saturdays three times in history. The Tigers defeated top-20 teams from North Carolina and Maryland in 1982, and in the aforementioned instance in 1983.

The Tigers defeated a top-20 South Carolina team on the road for the first time ever with its 13-9 victory on November 19. That meant a tombstone addition to the area at the entrance of the Clemson practice fields. Clemson had been 0-3 against South Carolina in Columbia when the Gamecocks were ranked in the top 25.

Clemson Posts Three Wins Over Top-20 Teams

Clemson closed the regular season with a pair of top-20 victories, including wins over #16 Florida State and #19 South Carolina. Combined with a win over #17 Texas A&M to open the season, the Tigers have three top-20 wins this year. This is the first time since 1989 that Clemson has beaten three top-20 teams in the same year. Clemson beat three top-25 teams in 2003.

The Tigers are in elite company this year when it comes to winning at least three games over team ranked in the top 20. Only six schools have at least three top-20 wins this year. Georgia, Louisiana State, and Southern California are tied for first with

four apiece, while Clemson, Florida State, and Penn State have three apiece.

Triple Threat

Clemson had a 300-yard passer, a 150-yard receiver, and a 100-yard rusher in the win over Temple, a first in Clemson history. Charlie Whitehurst threw for 307 yards, Aaron Kelly caught seven passes for 155 yards, and Reggie Merriweather ran for 108 yards on 17 carries to lead the 514-yard total offense effort.

It was Clemson's first 500-yard game since the 2003 season, when the Tigers had 542 yards in a 63-17 win at South Carolina.

The closest Clemson had come to that three-way accomplishment took place in 1981 in a victory over Maryland. That day, Perry Tuttle had 161 receiving yards, Cliff Austin had 101 rushing yards, and Homer Jordan threw for 270 yards. Jordan threw for 214 yards in the first half of that game when Clemson took a 21-0 lead. But, Danny Ford played conservatively in the second half on offense, and the Tigers won the game 21-0 to clinch the ACC Championship and continue an undefeated season that concluded in a national title.

Clemson had a 100-yard rusher, a 100-yard receiver, and a 200-yard passer in the win over Duke. That was the third time in the last four games Clemson has had a 100-yard rusher, 100-yard receiver, and 200-yard passer.

Accomplishments in Florida State Win

- Clemson defeated Florida State for the second time in three years. N.C. State had been the only other ACC school to defeat the Seminoles twice in a four-year period.
- Gave Tommy Bowden his 50th win at Clemson in a game that was played against his father. When Bobby Bowden defeated Clemson in Tommy's first year (1999), it was his 300th career coaching win.
- Gave Florida State back-to-back ACC losses for the first time since they joined the league in 1992.
- Clemson's largest margin of victory (35-14) over Florida State. The previous best was 16 points in a 26-10 win in 2003.
- The 21-point victory margin was the second-worst defeat against an ACC team for Florida State since they joined the conference in 1992. North Carolina defeated Florida State 41-9 in 2001.
- The 35 points scored by Clemson were the most by the Tigers in the history of the series and the most allowed by the Seminoles in 2005.
- The Clemson defense held Florida State without an offensive touchdown, the first time in the history of the series the Tigers achieved that. Florida State led the ACC in total offense entering the game with 420 per contest.

Seniors Finish 4-0 Against South Carolina

Clemson defeated #19 South Carolina 13-9 in the final regular-season game, allowing the 2005 seniors to finish with a 4-0 record against rival South Carolina. It was the first time since the seniors of 2000 that a Tiger four-year class had a perfect record against the Gamecocks, including just the fourth to do it since 1940.

Overall, 11 Tiger senior classes have finished 4-0 against South Carolina in the history of the se-



Bowl Notes



ries, including four in a row from 1937-40, when Clemson won a record seven straight games. The seniors of 1900, 1919, 1930, 1937, 1938, 1939, 1940, 1983, 1991 (Levon Kirkland's senior year) 2000, and 2005 have all done it.

Last Game for Tiger Seniors

This will be the final game for Clemson's 20 seniors. Clemson won its seventh-straight Senior Day game with the 35-14 win over #16 Florida State, then won at #19 South Carolina to post a 4-0 record against its rival in the final regular-season game.

Here are some of the highlights for this 2005 senior class:

- Has recorded seven wins over top-25 teams, including three this year, just the second time since 1988 that Clemson has had three top-25 wins in one year.
- The seven wins over top-25 teams gives this senior group the most wins over ranked teams as a class since the 1994 seniors had seven top-25 wins.
- Has three wins over top-10 teams, including a 2003 win over #3 Florida State, a 2004 Peach Bowl win over #6 Tennessee, and a 2004 win at #10 Miami (FL). The 2004 seniors are the only other class with three wins over top-10 teams since the seniors of 1984.
- Has been bowl eligible each of their four seasons. Clemson has an overall record of 29-19 with this class, and has been at least .500 in the ACC in every season.
- Quarterback Charlie Whitehurst has led the Tigers to 24 victories in the last four years, tied for second best in school history. He trails only Rodney Williams and is tied with Nealon Greene. He has established 41 records during his career, including career marks for passing yardage, total offense, touchdown passes, and completions.
- Has finished each of the last three years by winning five of its last six games.

2005 Clemson Seniors

#	Player	Pos.	Hometown
18	Curtis Baham*	WR	New Orleans, LA
86	Charles Bennett*	DE	Camden, SC
28	Kyle Browning*	RB	Union, SC
90	Cole Downer*	TE	Chantilly, VA
31	David Dunham*	LB	Lake City, FL
33	Matt Forbush	S	Kingsport, TN
24	Jamaal Fudge*	S	Jacksonville, FL
48	Stephen Furr	PK/P	Lakeland, FL
7	Cory Groover*	DT	Johnsonville, SC
36	Cliff Harrell*	FB	Tallahassee, FL
8	Tye Hill*	CB	Saint George, SC
35	Steven Jackson*	FB	Columbia, SC
12	Rush Lowther	QB	Darlington, SC
81	Duncan McLaurin	WR	Dillon, SC
64	Chip Myrick*	OG	Atlanta, GA
46	Lionel Richardson*	LB	Huger, SC
89	David Schlink	DT	Katy, TX
92	Trey Tate*	DT	Gaffney, SC
6	Charlie Whitehurst*	QB	Duluth, GA
81	Bobby Williamson*	TE	Tarpon Springs, FL

* - scholarship player; Note: Starters in bold.

Winning Bowl, NCAA Basketball Record

Clemson has been successful in bowl games and NCAA Tournament basketball games. In fact, Clemson is one of just 14 schools to have a winning

record in bowl games and the NCAA Tournament men's basketball games. The Tigers are 14-13 in bowl games, including two wins in the last three games, and 8-7 in NCAA Tournament basketball games. It is interesting to note that six of the 14 schools with a winning record in both postseason events are from the ACC.

Clemson also has a winning record (76-45) in the NCAA Baseball Tournament. The Tigers are one of eight schools with a winning record in all three of the major sports' postseason events. The others who have a winning mark in all three are Alabama, Auburn, Florida State, Georgia Tech, Oklahoma, Oklahoma State, and Wake Forest.

Winning Record in Bowl Games & NCAA Basketball

School	Bowl Games	NCAA Basketball
Alabama	29-20-3	19-18
Auburn	17-12-2	12-8
Boston College	10-6	19-16
Clemson	14-13	8-7
Florida State	19-12-2	12-10
Georgia Tech	22-11	21-14
Iowa	11-8-1	27-23
N.C. State	11-10-1	31-20
Oklahoma	23-14-1	31-23
Oklahoma State	10-6	37-21
Purdue	7-6	27-20
Syracuse	12-9-1	48-30
Utah	7-3	35-29
Wake Forest	4-2	27-20

Note: Minimum of five games in each sport.

Freshmen Making Contributions

When it came time to decide on nominations for ACC Rookie-of-the-Week after the Temple game, it was a difficult decision. Of the 68 Tiger players who appeared against Temple, 19 were freshmen (red-shirt or first-year). On defense, seven players were credited with five or more tackles and four of the seven were freshmen. Many made significant contributions to the victory and could have been ACC Rookie-of-the-Week nominees.

Antonio Clay led the Tigers in tackles with nine in his team-defensive-high 62 plays of action. Clay had two tackles for loss for nine yards, including a seven-yard sack and one quarterback pressure. He was the first Tiger first-year freshman to lead the team in tackles since Leroy Hill did it in 2001 against Duke.

Dorell Scott played 31 snaps and had a career-high six tackles, including his first career sack. He also had two recovered fumble, the first Tiger in nine years to recover two fumbles in the same game. It also tied the Clemson single-game record for recovered fumbles, as he became the 15th player in Tiger history to do it.

Aaron Kelly had seven receptions for 155 yards and a touchdown to lead the offense. His 155 receiving yards established a Clemson freshman record, and it was the sixth-most receiving yards by any player in a game in school history.

Kelly ranks second on the team in receptions (43) and is second in yardage (539). Freshman James Davis is first in rushing yards (729) and is fourth in receptions (17). Freshman safety Michael Hamlin is sixth on the team in tackles (53) and first in interception return yards (42).

So far this season, five of Clemson's top 18 tacklers are freshmen.

22 Freshmen Have Played in 2005

Clemson had a strong contribution from its freshman class this year. Four different freshmen were named second-team freshman All-Americans this year by at least one service. James Davis, Phillip Merling, and Rashaad Jackson were all named by Rivals.com, while Michael Hamlin was also named a second-team freshman All-American.

Clemson played 57 men against #17 Texas A&M in the season opener, and 14 of them were first-year or red-shirt freshmen. The list included eight first-year freshmen, the most first-year freshmen to play in the opening game since 1995, when Tommy West played nine in the season opener against Western Carolina.

The first-year freshmen who played against the Aggies included Davis (RB), wide receivers Rendrick Taylor and Tyler Grisham, defensive end Merling (DE), linebackers Antonio Clay and Josh Miller, defensive end Jock McKissic, and cornerback Haydrian Lewis. The red-shirt freshmen who played for the first time for Clemson included wide receiver Aaron Kelly, Jackson (DT), defensive back Chris Clemons, Hamlin (S), and special teams players Cortney Vincent and Akeem Robinson.

Five more red-shirt freshmen have played since the opening of the season, so Tommy Bowden has used 22 freshmen in 2005.

In the 24 years of the red-shirt rule (including this season), Clemson has played 132 first-year freshmen, an average of 5.5 per season. Fifty-six of the first-year freshmen have been offensive players, while 72 were defensive players and four have been kickers. Clemson played three offensive first-year freshmen and five defensive first-year freshmen against Texas A&M.

Since Bowden came to Clemson in 1999, the Tigers have played 34 first-year freshmen, 12 on offense, 20 on defense, and two on special teams. That is an average of 4.9 first-year freshmen per year, so Bowden is a bit below the Tiger average for the last 24 years.

The record for first-year freshmen played in one season is 11 in 1985. That year, Danny Ford played six first-year freshmen on offense and five on defense. The 1994 team under West played 10 first-year freshmen, including a record nine on offense.

The most successful team to play a lot of freshmen is the 1995 Tiger squad. That year, Clemson played nine first-year freshmen on the way to an 8-4 season. The most wins for a Tiger team that has played at least eight first year freshmen is 10, set in 1989, a team that played eight first-year freshmen in a 10-2 season.

The most first-year freshmen Clemson has played in the Bowden era is nine (in 2001), just one more than what he played against the Aggies. That year, Bowden played three on offense and six on defense on the way to a 7-5 season.

Clemson has played at least one first-year freshman for all 24 years of the rule. The fewest was the one in 2002 (Justin Miller).

Bowden already has had two first-year freshmen earn All-America honors. Miller (2002) and Barry Richardson (2004) were both named to the Football Writers First-Team Freshman All-American team.





Bowl Notes



Bowden's First-Year Freshman Participants

- 1999 (5) David Ellis (LB), Rodney Feaster (LB), Brian Mance (CB), Bernard Rambert (TB), Rodney Thomas (LB)
- 2000 (4) Aaron Hunt (PK), Yusef Kelly (RB), John Leake (LB), Ronnie Thomas (WR)
- 2001 (9) Eric Coleman (DT), Roscoe Crosby (WR), Airese Currie (WR), Maurice Fountain (DE), Ben Hall (TE), Leroy Hill (LB), Tavaghn Monts (DB), Travis Pugh (FS), Eric Sampson (LB)
- 2002 (1) Justin Miller (CB)
- 2003 (5) Tramaine Billie (LB), Jad Dean (PK), Marion Dukes (OT), Sergio Gilliam (CB), Brandon Pilgrim (OG)
- 2004 (2) La'Donte Harris (WR), Barry Richardson (OT)
- 2005: (8) Antonio Clay (LB), James Davis (RB), Tyler Grisham (WR), Haydrian Lewis (CB), Jock McKissic (DT), Phillip Merling (DE), Josh Miller (LB), Rendrick Taylor (WR)

Clemson's Record by Uniform

Clemson has used seven different uniform combinations since Tommy Bowden became the head coach in 1999.

In 2003, the Tigers broke out purple jerseys for the Georgia Tech game in Atlanta on September 20 and the Tigers gained a resounding 39-3 victory. It was the first time Clemson had worn purple jerseys since the 1991 season, when the Tigers wore them in a regular-season game against N.C. State and for a bowl game against California.

Clemson is 6-0 in purple jerseys under Bowden. Clemson wore all white uniforms in the win over #19 South Carolina on November 19, the sixth different combination worn by the Tigers this year.

Record by Uniform Combination Under Bowden

Jersey	Pant	2005	Overall	%
Purple	White	0-0	1-0	100.0
Purple	Orange	1-0	5-0	100.0
Orange	White	0-1	20-7	76.9
White	White	1-0	4-3	57.1
Orange	Orange	3-1	8-7	53.3
White	Orange	1-1	10-10	50.0
White	Purple	1-1	3-6	33.3
Totals		7-4	51-33	60.7

West Endzone Notes

Clemson is in the middle of a new West Endzone building project. The project began last March and will cause some inconveniences for fans this season. But, the project will have a positive effect on the Tiger program for years to come. Below are some facts concerning the project:

- Construction began in March of 2005 on the WestZone.
- The area sat 5,800 last year, but only sat around 4,600 this year.
- Total estimated project cost at \$56 million.
- The first stage, which was already ready for use in 2005, included new locker rooms for Clemson and visiting teams, a new video scoreboard in the East Endzone, and two Pro-Ad display screens located between the upper and lower decks on both the North and South sides of the stadium.
- The new videoboard in the east end is 64' wide. The Pro Ad display screens are 150' wide.
- The new Clemson locker room has 6,876-square feet, more than double the size of the old locker room.

- The seating area will be concluded for the opening of the 2006 season. It will hold 914 WestZone Club seats.
- The Clemson coaching offices also will be in the West Endzone in 2007.
- The entire project, when completed, will be 142,301-square feet and will have four levels.
- Clemson's capacity for 2005 season was 80,000, down about 1,500 from previous years. It will go to over 82,000 when the project is completed.

Tigers in the NFL

There have been 23 former Tiger players on rosters of NFL teams this year. The list includes four rookies who played on the Tigers' 2004 team and three other players who left Clemson after the 2003 season to become practice squad players in 2004. They are also considered rookies in 2005.

At the other end of the spectrum are Chris Gardocki, Brentson Buckner, and Brian Dawkins. Gardocki is in his 15th NFL season, the most ever for a former Tiger in terms of NFL service. He is currently the starting punter for the Pittsburgh Steelers. Buckner is in his 12th NFL season, including his fifth with the Carolina Panthers, as a starting defensive tackle. He is tied for the longest service among former Tiger defensive linemen with his 12 seasons. Jeff Bryant also played 12 years in the NFL. Dawkins, a four-time Pro Bowl selection, is in his 10th year with the Philadelphia Eagles. Trevor Pryce (Denver) and Dexter McCleon (Kansas City) are both in their ninth seasons.

Among the rookies in the NFL from Clemson are Leroy Hill and Justin Miller. Hill is a starting linebacker and special teams player for Seattle. He is among the NFL leaders in sacks by a rookie. Miller is a second-team cornerback who has continued his outstanding kickoff return abilities at the next level. He had a 30.7 average at Clemson, the fourth-highest average in college football history.

John Leake, a senior in 2003, was activated by the Atlanta Falcons at midseason and played against the New York Jets on a Monday Night Football game.

Tigers in the NFL

#	Player	Pos.	Hgt	Wgt	Yrs	Team
57	Keith Adams	LB	5-11	223	4	Eagles
99	Brentson Buckner	DT	6-2	310	12	Panthers
64	Eric Coleman*	DT	6-5	300	R	Vikings
10	Roscoe Crosby*	WR	6-3	205	R	Colts
17	Airese Currie	WR	5-10	186	R	Bears
20	Brian Dawkins	FS	6-0	210	10	Eagles
98	Nick Eason	DT	6-3	301	2	Browns
1	Antuan Edwards	DB	6-1	200	7	Falcons
87	Rod Gardner	WR	6-2	213	5	Panthers
17	Chris Gardocki	P	6-1	192	15	Steelers
84	Ben Hall	TE	6-5	250	R	Cardinals
89	Lamont Hall	TE	6-4	260	5	Saints
88	Derrick Hamilton ^o	WR	6-4	203	2	49ers
56	Leroy Hill	LB	6-1	224	R	Seahawks
71	Corey Hulsey	OG	6-4	325	4	Raiders
74	Vontrell Jamison*	DE	6-5	270	R	Cowboys
53	John Leake	LB	6-0	228	1	Falcons
22	Dexter McCleon	CB	5-10	195	9	Chiefs
22	Justin Miller	CB	5-10	202	R	Jets
93	Trevor Pryce	DE	6-5	295	9	Broncos
99	Khaled Vaughn*	DE	6-4	276	2	Panthers
95	Donnell Washington	DT	6-6	323	1	Packers
17	Kevin Youngblood*	WR	6-5	215	1	Falcons

* - practice squad; ^o - physically unable to perform list

Clemson Announces 2006 Football Opponents

Clemson will play road games in major markets Boston and Philadelphia in addition to having ACC road trips to Florida State, Virginia Tech, and Wake Forest according to the list of opponents the Tigers will play in 2006.

Clemson only announced the list of opponents and game sites it will play in 2006. The dates of all games will be determined and released in January of 2006.

The Tigers and the other 118 Division I teams will play 12 regular-season games in 2006. The Tigers' non-conference foes will include Florida Atlantic, Louisiana Tech, South Carolina, and Temple. All but the Temple game will be played at Clemson.

The Tigers will play ACC home games against Georgia Tech, Maryland, North Carolina, and N.C. State in 2006, while league road games will be at Boston College, Florida State, Virginia Tech, and Wake Forest.

Florida Atlantic, who finished with a 9-3 record under Howard Schnellenberger in 2004, will come to Clemson for the first time ever. Schnellenberger coached Miami (FL) to the 1983 National Championship. Louisiana Tech will travel to Death Valley for the second time. The Tigers have a 2-0 lifetime record against Louisiana Tech, which includes a 49-24 victory in the Humanitarian Bowl to close the 2001 season, then a 33-13 win at Clemson in the second game of the 2002 season.

Clemson and Temple began a three-year series in 2005 when the Owls came to Clemson on October 22, a 37-7 Tiger victory. The two teams will meet in Philadelphia at Lincoln Financial Field, the home of the Philadelphia Eagles, in 2006.

North Carolina will return to Clemson's schedule for the first time since 2003, when the Tigers won a thrilling 36-28 game in Death Valley. It will be the only game between Clemson and North Carolina between 2004 and 2009.

The Tigers will travel to Wake Forest in 2006, the second consecutive year Clemson will have played in Winston-Salem. When Clemson plays at Boston College in 2006, it will be Clemson's first trip to Boston since the 1983 season, when the Tigers suffered their only loss of the year to a Doug Flutie-led Eagle team. Clemson will not play ACC teams Duke, Miami (FL), or Virginia in 2006.

Clemson/Georgia to Renew Series in 2013,14

Clemson and Georgia will renew their college football rivalry in 2013 and 2014 with a home-and-home series. The Clemson-Georgia rivalry dates to the 1897 season and the fourth game in Tiger football history. The series took on a national scope in the 1980s when Georgia won the national title in 1980, and Clemson won the title in 1981. The two teams split 11 games (5-5-1) between 1978-90. From 1979-87, the teams played nine games, and eight were decided by a touchdown or less. The two teams last played a two-game series in 2002,03, and Georgia won both contests, including a 31-28 victory in Athens in the opener of the 2002 season.

The two-game series calls for Georgia to come to Clemson in 2013, and the Tigers will travel to Athens in 2014. Clemson also announced that it added Vanderbilt to its scheduled for 2012 and 2013. Combined with the annual game with South Carolina, it



Bowl Notes



means Clemson will play three SEC schools out of its four non-conference games in 2013. The Vanderbilt and Georgia games will be at Clemson that year, and the Tigers will travel to South Carolina.

"We have been working with Georgia since the NCAA announced Division I teams could add a 12th game," said Clemson Senior Associate Athletic Director Dwight Rainey. "Both schools attempted to work out playing dates earlier than this, but previous commitments prevented it. There is certainly great history between the two programs, and it is a very attractive series from a national standpoint."

Clemson also announced Clemson will meet Pittsburgh in 2010 and 2011. The 2010 game will be at Pittsburgh, and the 2011 contest will be at Clemson. The series was earlier announced as being played in 2009 and 2011. The Tigers will also play Mississippi in 2014 and 2015.

Bowden To Coach in 14th Bowl

Clemson Head Coach Tommy Bowden will coach in the 14th bowl game of his career, including his sixth at Clemson and his sixth as a head coach. He was the first ACC coach to lead a league team to a bowl game in each of his first five years with a program. He has had the Tigers bowl eligible in each of his seven years in Tigertown.

Bowden is 2-3 as a head coach in bowl games. One of the losses was to Texas Tech at the 2002 Tangerine Bowl (now known as Champs Sports Bowl). Bowden guided Tulane to a perfect 11-0 regular season in 1998, but resigned shortly after the regular season in order to start his Clemson career. He did not coach Tulane in its Liberty Bowl victory over Brigham Young that year. However, current Assistant Coaches Burton Burns and Ron West were on the sidelines for Tulane in that game.

Bowden coached in three bowls as an assistant at Florida State, three as an assistant at Alabama, and two as an assistant at Auburn for a total of eight previous bowls. His teams were 4-4 in those games.

Tommy Bowden's Bowl History

Year	School	Bowl	Opponent	Result
1979	Florida State	Orange	Oklahoma	L, 7-24
1982	Florida State	Gator	West Virginia	W, 31-12
1983	Florida State	Peach	North Carolina	W, 28-3
1987	Alabama	Hall of Fame	Michigan	L, 24-28
1988	Alabama	Sun	Army	W, 29-28
1989	Alabama	Sugar	Miami (FL)	L, 25-33
1995	Auburn	Outback	Penn State	L, 14-43
1996	Auburn	Independence	Army	W, 33-29
1999	Clemson	Peach	Mississippi State	L, 7-17
2000	Clemson	Gator	Virginia Tech	L, 20-41
2001	Clemson	Humanitarian	Louisiana Tech	W, 49-24
2002	Clemson	Tangerine	Texas Tech	L, 15-55
2003	Clemson	Peach	Tennessee	W, 27-14
2005	Clemson	Champs Sports	Colorado	

Tommy Bowden Beat Spurrier, Bobby Bowden

When Clemson defeated #19 South Carolina 13-9 on November 19, it gave Tommy Bowden victories over Bobby Bowden and Steve Spurrier in the same year. In fact, he did it in consecutive weeks. Both Bobby Bowden and Spurrier have won the national championship within the last 10 years.

Only two other coaches have defeated both Bobby Bowden and Spurrier in the same year. Phillip

Fulmer did it for Tennessee in 1998, the year his Volunteers won the National Championship. Butch Davis did it in 2000, his last year at Miami (FL).

Former Clemson Head Coach Danny Ford actually had a chance to do it in 1989 when he defeated Bobby Bowden in the second game of the year, but he lost to Spurrier's Duke team 21-17 in Durham, NC.

Tommy Bowden now has 10 wins over five coaches who have won the National Championship in their careers since he became the head coach at Clemson in 1999. He had three of the nine wins in a four-game span to end the 2003 season, and now has seven wins over National Championship coaches in the last three years.

Tommy Bowden had five wins over Lou Holtz, who led Notre Dame to the title in 1988, between 1999-04. Tommy Bowden defeated Fulmer of Tennessee in the 2003 Peach Bowl by a score of 27-14. Fulmer led the Volunteers to the title in 1998. Tommy Bowden has twice beaten his father, who won the title in 1993 and 1999 with Florida State, and defeated Larry Coker of Miami (FL) last year at the Orange Bowl by a score of 24-17. Coker led the Hurricanes to the National Championship in 2001. He added Spurrier to the list in his most recent game.

Bowden's Wins Over National Title Coaches

Year	Head Coach	School	Score
1999	Lou Holtz	South Carolina	31-21
2000	Lou Holtz	South Carolina	16-14
2002	Lou Holtz	South Carolina	27-20
2003	Bobby Bowden	Florida State	26-10
	Lou Holtz	South Carolina	63-17
	Phillip Fulmer	Tennessee	27-14
2004	Larry Coker	Miami (FL)	24-17
	Lou Holtz	South Carolina	29-7
2005	Bobby Bowden	Florida State	35-14
	Steve Spurrier	South Carolina	13-9

Another Bowden Defeats Spurrier

When Clemson defeated #19 South Carolina in the final regular-season game, Tommy Bowden became the third member of his family to defeat the future Hall of Fame South Carolina coach. Tommy's father, Bobby Bowden, had an 8-5-1 record against Spurrier when he was at Florida, and Tommy's brother Terry was 2-4 against Spurrier when he was the head coach at Auburn. This was Tommy's first game against Spurrier. That means the Bowden family is now 11-9-1 against Spurrier.

Clemson is 3-1 against Spurrier all-time. The Tigers were 2-1 against Spurrier when he was at Duke. The one victory was a major upset however, as Spurrier's Blue Devil team defeated Danny Ford's #7 Tigers in 1989 by a 21-17 score in Durham, NC.

Bowden Has Coached 106 Games

Clemson Head Coach Tommy Bowden coached his 100th game as a Division I head coach when the Tigers played at Wake Forest on October 1. Bowden has a record of 69-37 for his first 106 games as a head coach, including 22 at Tulane and 84 at Clemson. He was 18-4 in two seasons with the Green Wave, and is 51-33 so far in his seven seasons in Tigertown.

At this point in his career, Bowden has the same record as his father Bobby. Both had 69 wins through their first 106 games as a Division I head

coach. The younger Bowden recorded his 50th win at Clemson against his father on November 12.

Bowden is the 24th head coach in Clemson history, and he is already third in school history in coaching victories. Bowden trails only Frank Howard (165) and Danny Ford (96) on the Clemson list. When Bowden defeated South Carolina in the final game of the 2004 season, he moved ahead of Hall of Fame Coach Jess Neely, who had 43 wins for the Tigers in his nine seasons (1931-39). That was also the 600th win in Clemson history.

Bowden is also moving up the Tiger coaching ranks in other areas. He has 10 wins over top-25 teams at Clemson, also third among Tiger head coaches.

Ford had 20 top-25 wins in his career between 1978-89, still the school record, while Howard had 11 top-25 wins in his career between 1940-69. Howard might have had more top-25 wins than he is credited for, because the AP polls only ranked a top 10 from 1961-68, and poll point totals for teams 11-25 do not exist.

Bowden went ahead of Ken Hatfield with the win over #17 Texas A&M in the 2005 season opener. Hatfield had seven wins over top-25 teams during his tenure from 1990-93.

Bowden is also third in conference wins with 32 and third in wins by seven points or less. Howard had 49 and Ford had 26 wins by seven points or less.

Clemson's Winningest Coaches

Head Coach	Years	Seasons	Record
Frank Howard	30	1940-69	165-118-12
Danny Ford	11	1978-89	96-29-4
Tommy Bowden	7	1999-05	51-33
Jess Neely	9	1931-40	43-35-7
Ken Hatfield	4	1990-93	32-13-1
Tommy West	5	1993-98	31-28
Josh Cody	4	1927-30	29-11-1

Bowden Awards Four Gameballs

Tommy Bowden was in a giving mood after the Texas A&M win, as he gave out four gameballs. That is a rarity for Bowden, who gave out just one gameball in the locker room in his first six years. That went to former Clemson Sports Information Director Bob Bradley in 2000 at Duke, the day Bradley worked his 500th consecutive Clemson football game as sports information director or emeritus SID.

After the Texas A&M game, Bowden presented gameballs to his three new coaches, Offensive Coordinator Rob Spence, Defensive Coordinator Vic Koenning, and Defensive Line Coach Marion Hobby. He also gave a gameball to Jad Dean, the junior from Greenwood, SC, who booted a Tiger record six field goals, including the winner from 42 yards with just two seconds left in the game.

Clemson Has Two New Coordinators

Clemson has two new coordinators on both sides of the football this season. Vic Koenning came to Clemson as defensive coordinator from Troy, while Rob Spence came to Clemson by way of Toledo.

Koenning, a former linebacker at Kansas State, led Troy's 2004 defense to a top-10 national ranking in scoring defense, rushing defense, yards per play allowed, and pass efficiency defense. His team





Bowl Notes



was sixth in the nation in pass efficiency defense, eighth in rushing defense, and 10th in scoring defense. The only other Division I team to rank in the top 10 in the nation in those three categories was National Champion Southern California. Troy's defense was also first in the nation in interceptions (25) and tied for second in turnovers forced (32) in addition to ranking 16th in total defense.

Spence led Toledo to four consecutive top-13 final rankings in terms of total offense, and was in the top 25 in scoring, helping the Rockets to 35 wins in four years. Twice in his four years, Toledo ranked in the top 20 in the nation in rushing and twice in the top 20 in passing.

Spence guided Toledo to an average of 474 yards and 35 points per game in 2004, helping Toledo reach the MAC Championship game and a bowl game. The Rockets gained 2,013 yards rushing and 3,676 yards passing during the regular season of 2004, joining only Louisville, Oklahoma, and Southern California as 2,000/3,000-yard offenses in 2004. In each of his four seasons at Toledo, his starting quarterback ranked in the top 16 in the nation in passing efficiency.

Quick Notes on Clemson Coaches

- **David Blackwell** (LB) - In third season at Clemson, he also serves as recruiting coordinator. Clemson had a top-20 recruiting year according to most services in 2005.
- **Burton Burns** (RB) - One of two coaches on Clemson's staff who has been with Tommy Bowden all eight years he has been a head coach.
- **Jack Hines** (TE) - Daughter Jacquelyn is a sophomore on Clemson's women soccer team.
- **Marion Hobby** (DL) - In his first year on the Clemson staff. Received his first recruiting letter in high school from Clemson. It contained the William Perry lifesize growth poster.
- **Brad Scott** (OL) - Son John is a senior on Harvard's football team in 2005. Son Jeff, who is just 24, is head football coach at Blythewood High School in Columbia, SC.
- **Dabo Swinney** (WR) - Played on Alabama's 1992 National Championship team. His position coach in 1989 at Alabama was Tommy Bowden.
- **Ron West** (OLB) - Former Tiger under Charley Pell. His son Brad is a senior starting linebacker at Appalachian State, who advanced to the Division I-AA National Championship game this year. Joins Burton Burns as the two assistant coaches who have been with Tommy Bowden all eight years he has been a head coach.

Quick Notes on Tiger Players

- **Gaines Adams** (DE) - Played eight-man football in high school for former South Carolina quarterback Steve Tanneyhill.
- **Curtis Baham** (WR) - His father played running back for the Seattle Seahawks in 1987. His father is a color commentator on college football games on CSTV.
- **Tramaine Billie** (LB) - Wears #20 because his favorite pro athlete is former Tiger All-American and current Philadelphia Eagles All-Pro Brian Dawkins. Also came to Clemson as a running back.
- **Jad Dean** (PK) - Would compete with Charlie Whitehurst as the top golfer on the team. He shoots

consistently in the 70s when he has the time during the summer.

- **Marion Dukes** (OT) - Had 61 knockdown blocks in 2004, most among returning Tiger offensive linemen in 2005.
- **Dustin Fry** (C) - Strongest player on the team based on a 485-pound bench press. Played his high school football for Summerville's John McKissick, the winningest coach in high school football history.
- **Jamaal Fudge** (S) - Named by his mother after former Los Angeles Laker forward Jamaal Wilkes.
- **C.J. Gaddis** (S) - Member of Clemson's 2004 NCAA Tournament baseball team as an outfielder.
- **Tye Hill** (CB) - Starting cornerback who is one of three active Tigers who has had a 100-yard rushing game in his career.
- **Steven Jackson** (FB) - Transfer from East Tennessee State after the Buccaneers dropped their program. Listed as the top special teams player in the ACC by one preseason publication.
- **Aaron Kelly** (WR) - Came to Clemson after former Alabama wide receiver Curtis Brown contacted Assistant Coach Dabo Swinney while Kelly was in high school. Brown had played with Swinney at Alabama.
- **Reggie Merriweather** (RB) - Gave invocation at Clemson's graduation ceremony in May of 2005.
- **Barry Richardson** (OT) - Started eight games at left tackle last year, the most ever by a first-year freshman offensive lineman in school history.
- **Chansi Stuckey** (WR) - Never caught a touchdown pass until he caught two each in back-to-back games in 2005.
- **Nick Watkins** (LB) - In his first year as a starting linebacker; his brother played at Louisiana State and passed away in 2004 just prior to Clemson's game at Florida State. Watkins responded with a season-high seven tackles in that game.
- **Charlie Whitehurst** (QB) - His father David played for nearby Furman in the 1970s and started for the Green Bay Packers. Charlie on the way to becoming an accomplished golfer, as he won long-drive contest at the ACC Football Kickoff at The Homestead this past July.
- **Bobby Williamson** (TE) - Only married player on the team. He was the starting tight end in 2003, then was a reserve defensive end with five sacks in 2004, and is now back to a starting tight end in 2005.

Four Freshman All-Americans

One of the reasons for optimism about the Tiger program for the future has been the play of the freshmen. Twenty-two first-year or red-shirt freshmen have played this year, and many at a high level.

Various organizations have ranked four Tigers as either first or second-team freshman All-Americans. That is the most freshman All-Americans for one Clemson team since the 1988 season, when five Tigers were named to various freshman All-America lists.

Three of the four freshmen are on defense, which is quite an accomplishment considering Clemson ranks 13th in the nation in scoring defense, allowing just 18.3 points per game.

Defensive tackle Rashaad Jackson was a first-team freshman All-America selection according to

CollegeFootballNews.com and a second-team freshman All-American by Rivals.com. He is third on the Tiger defense in tackles for loss (6.5) and has 34 total tackles to rank third among Clemson defensive linemen.

Michael Hamlin was named a second-team freshman All-American by both Sporting News and CollegeFootballNews.com. The red-shirt freshman safety from Timmonsville, SC has 53 tackles to rank in a tie for sixth on the club, and has a pair of interceptions.

Phillip Merling was a second-team freshman All-American according to Rivals.com. The first-year freshman has 21 total tackles, including 17 first hits. Merling also has a pair of sacks and four tackles for loss.

James Davis was named a second-team freshman All-American by Rivals.com. That website selected him as the national freshman-of-the-week twice this season. The Atlanta, GA native was also named a third-team freshman All-American by CollegeFootballNews.com. Additionally, Davis was selected as the 2005 ACC Rookie-of-the-Year by the ACC Sportswriters Association. He leads the Tigers with 729 yards on the ground and has rushed for eight touchdowns to tie a Clemson record for a freshman.

One player who did not make a freshman All-America team but has had a strong year is Aaron Kelly. The wide receiver is second on the team in receptions and reception yards. He was named an honorable mention freshman All-American by Sporting News and made various freshman All-ACC teams.

Tigers Will Have Three 700-Yard Players Back

Clemson has had a balanced offense this year, as the Tigers are the only ACC team to rank in the top four in the league in rushing offense and rushing defense. Another example of this is the presence of two 700-yard rushers and a 700-yard wideout. The 2005 Clemson team is just the second in school history with two 700-yard rushers and a 700-yard receiver. This is just the eighth season in school history that Clemson has had one 700-yard rusher and a 700-yard receiver on the same team.

James Davis leads the Tigers in rushing with 729 yards, while Reggie Merriweather has added 707. Chansi Stuckey is the top receiver with 761 yards. What bodes well for the future is the classification of the three players listed above. Davis is a freshman, while Merriweather and Stuckey are juniors. Next year will mark the first time in school history that Clemson has three players returning who had at least 700 yards rushing or receiving the previous season.

The 2005 season marks the seventh year in history that Clemson has had two players with at least 700 yards rushing, including the first time since 2000 when Woodrow Dantzler and Travis Zachery each had over 1,000 yards on the ground. By the way, Rod Gardner had 1,050 yards receiving that year, the only season in school history Clemson has had three 1,000-yard players in terms of rushing or receiving.



Bowl Notes



The 700 Club

Year	700-Yard Rushers	700-Yard Receivers
1999	Travis Zachery (820)	Rod Gardner (1,084) Brian Wofford (793)
2000	Woodrow Dantzler (1,028) Travis Zachery (1,027)	Rod Gardner (1,050)
2005	James Davis (729)	Chansi Stuckey (761)

Reggie Merriweather (707)

Note: Listed above are seasons in which Clemson has had three 700-Yard Rushers or Receivers.

Adams & Bennett Stepping Up of Late

Clemson's two starting defensive ends, Gaines Adams and Charles Bennett, have been coming on strong at the close of this season. They combined for six tackles for loss and 2.5 sacks in the win over #16 Florida State. Their constant pressure was a big reason the Seminoles had just 14 points, no offensive touchdowns, 11 first downs, and 126 yards passing, the second-lowest figure for this year's ACC leader in passing offense and total offense. They followed that with 11 combined tackles with four tackles for loss and a sack at #19 South Carolina.

For the season, Adams has 49 tackles and 12.5 tackles for loss to go with 7.5 sacks. Bennett has 45 tackles to go with 9.5 tackles for loss and 2.5 sacks. The duo has combined for 43 quarterback pressures. The entire Clemson team has just 81.

New Orleans Duo Led the Way at Maryland

Two starting members of the Tiger football team from New Orleans, LA played at a high level in the victory over Maryland on September 10. Both had to be playing with distractions, as their families had been displaced by Hurricane Katrina. Starting wide receiver Curtis Baham and starting linebacker Nick Watkins have accounted for all of their relatives, but their family homes and cherished belongings are probably gone for ever.

Both put the distractions behind them at Maryland and had career games. Baham caught a pair of touchdown passes, a first in his career, and the first Tiger to do that since 2003 (Derrick Hamilton vs. Duke). His day included touchdown catches of six and 51 yards. The 51-yarder brought Clemson to within three points in the fourth quarter, and it was the longest catch of his career at the time by 27 yards.

Baham continued his fine play against #13 Miami (FL) and had five catches for 87 yards. That was a career high in yardage for Baham, who caught a five-yard scoring pass in the first overtime on a fourth-down play.

Watkins was the second-leading tackler on the Tiger defense with a career-high 13 tackles at Maryland, including a team-best 10 first hits. His afternoon included six special teams tackles, including five solo stops on punts and kickoffs. That was the second-highest, single-game, special-teams tackle total in school history, trailing only the seven special teams tackles recorded by Chad Speck at Georgia Tech in 1999.

Hill & Dean Finalists for National Awards

Two Clemson players were finalists for national position awards this season. Cornerback Tye Hill was one of three finalists for the Jim Thorpe Award, while kicker Jad Dean was one of three semifinalists for the Lou Groza Award. This was the first time

Clemson has had two national award finalists in the same year in history. Both appeared on the Home Depot College Football Awards Show on ESPN on December 8.

Hill, a First-Team All-ACC selection, is sixth on the team in tackles (53), as he has 41 first hits and 12 assists. He also has seven pass breakups and three interceptions for 10 total passes defended, first on the team. He has 40 career passes defended to rank seventh in Clemson history.

Dean leads the ACC in scoring with 9.0 points per game. He is tied for second in the nation in field goals per game with 22 in 11 games and has made 22-29 attempts for the season. He made six field goals in the season opener against #17 Texas A&M and was named national player-of-the-week by USAToday.com. He has 26 touchbacks on 62 kickoffs this season, and 17 other kickoff returns that have not gone past the 20.

Grant, Clark Out For the Year

Wide receiver Kelvin Grant suffered a torn ACL in practice on October 5 and was lost for the season. The junior from Camden, SC still ranks tied for fifth on the team in receptions (10) and eighth in reception yards (84). Starting defensive tackle Donnell Clark suffered a torn ACL in the win over Temple on October 22 and was also lost for the season.

Grant was injured during a drill in practice while making a cut. He started five games last year and played in 10 overall when he had 23 receptions for 274 yards. He has 45 career receptions in 26 career games for 437 yards and one touchdown. Grant red-shirted the 2002 season at Clemson, so he has one more year of eligibility remaining.

Clark had started six of the seven games and had 12 tackles, including a sack. He played 191 snaps in the first seven games.

Hill, Stuckey Named First-Team All-ACC

Senior cornerback Tye Hill and junior wide receiver Chansi Stuckey were First-Team All-ACC selections, announced December 5 by the conference. Junior placekicker Jad Dean, junior offensive lineman Roman Fry, and graduate quarterback Charlie Whitehurst were also Second-Team All-ACC picks. Freshman James Davis (RB), junior Gaines Adams (DE), junior Anthony Waters (LB), and senior Jamaal Fudge (S) also earned Honorable Mention All-ACC honors.

Hill (Saint George, SC), one of three finalists for the Jim Thorpe Award, has three interceptions and seven pass breakups on the season. Hill is also tied for sixth on the team in tackles (53) and was a big reason Clemson's defense held a Bobby Bowden-coached Florida State team and a Steve Spurrier-coached South Carolina team without an offense touchdown in the final two games of the regular season. His 40 career passes defended are seventh-most in Tiger history so well.

Stuckey (Warner Robins, GA), whose 62 receptions in 2005 are tied for fourth-most in a season in school history, leads the ACC in catches and has added 761 receiving yards along with four touchdowns. He has also rushed for 78 yards on 13 carries and has 199 punt return yards, meaning he is averaging 96.4 all-purpose yards per game. His best

game was against #16 Florida State, when he had 11 receptions for 156 yards and two touchdowns to lead the Tigers to a 35-14 victory over the Seminoles on November 12.

Dean (Greenwood, SC), one of three finalists for the Lou Groza Award, is tied for second in the nation in field goals per game (2.0) and has made 22 of 29 field goals (76 percent) in 2005. He is the ACC's leading scorer with 9.0 points per game and is a perfect 33-33 on extra points this year. Dean, who is the first Tiger kicker named to an All-ACC team since 1995 (Jeff Sauve), needs to make one field goal in the bowl game to tie the school record for field goals in a season. He also was a perfect 6-6 on field goals in Clemson's season-opening 25-24 win over #17 Texas A&M, including the game-winning 42-yard kick with 0:02 left in the game. Dean has made 34 of 44 field goals (77 percent) in his career as well.

Fry (Ironton, OH) is Clemson's most versatile offensive lineman and has played at both guard positions along with center. His blocking has helped the Tigers rank second in the ACC in total offense, including fourth in rushing offense. He has also been instrumental in the Tigers having two of the top seven rushers in the conference in Davis (4th) and Reggie Merriweather (7th).

Whitehurst (Duluth, GA) has set 41 school records in his four years, which includes 43 games (39 starts). Over 10 starts in 2005, he has passed for 2,278 yards and 11 touchdowns while completing a school-record 66.9 percent of his passes. He also has a solid 134.4 pass efficiency rating. In his career, he has passed for 9,460 yards and 49 touchdowns, both school records.

Clemson's five total selections tied for the second most, trailing only Virginia Tech's nine All-ACC selections. Miami, N.C. State, Boston College, and Georgia Tech also had five selections, while Virginia (4), Maryland (4), Florida State (4), Wake Forest (3), Duke (1), and North Carolina (1) were also represented on the All-ACC team.

Hill Named First-Team All-American

Cornerback Tye Hill was named a first-team All-American by the Walter Camp Foundation, Sporting News, Rivals.com, and ESPN.com. The Walter Camp team is one of the five major All-America teams recognized by the NCAA in its compilation of consensus All-Americans. Hill will be honored at a banquet in New Haven, CT in February.

Hill is the 14th different Tiger and the 15th overall selection as a first-team All-American by the Walter Camp Foundation. William Perry was a two-time selection (1983,84). Hill, a senior from Saint George, SC, is the first Clemson Walter Camp All-American since Keith Adams was named as a linebacker in 2000. Hill is also the first Tiger to be named first-team All-American by any organization since Adams in 2000.

Hill is the first Clemson defensive back named to the team since the 1988 season, when Donnell Woolford was named. Terry Kinard (1982) is the only other defensive back to be named a first-team selection by the Walter Camp Foundation.

Hill was one of the big reasons Clemson ranks 13th in the nation in scoring defense and in the top 25 in pass efficiency defense. He leads the team in



Bowl Notes



passes defended (10), including three interceptions. He has 53 tackles, including 41 first hits. He also has five tackles for loss, most ever by a Tiger cornerback.

Hill was named a second-team All-American by AP and CollegeFootballNews.com as well.

Clemson's First-Team Walter Camp All-Americans

Year	Player	Position
1959	Lou Cordileone	L
1967	Harry Olszewski	OG
1978	Jerry Butler	WR
1981	Jeff Davis	LB
1982	Terry Kinard	FS
1983	William Perry	MG
1984	William Perry	MG
1987	David Treadwell	PK
1988	Donnell Woolford	CB
1990	Stacy Long	OT
1991	Jeb Flesch	OG
	Levon Kirkland	OLB
1993	Stacy Seegars	OG
2000	Keith Adams	LB
2005	Tye Hill	CB

Merriweather, Davis a Strong Combo

Reggie Merriweather and James Davis are developing into a strong one-two punch at running back. Both are ranked in the top seven in the ACC in rushing, as Davis is fourth with 72.9 yards per game and Reggie Merriweather is seventh with 64.3 yards per game. Clemson is the only team in the ACC with two of the top-seven rushers in the conference.

The duo combined for 189 yards on 26 carries against Duke, good for a 7.3 average. It was the second-highest, single-game performance for them as a duo, as they had 190 yards in the win at N.C. State. One or the other has rushed for at least 100 yards in five of the last six games. Merriweather had 104 yards on 18 carries and scored three touchdowns in the win over Duke, while Davis added 85 yards on just eight carries and a touchdown against the Blue Devils.

Davis was outstanding against #19 South Carolina with 145 yards, his high total of the season. He was named the national freshman-of-the-week by Rivals.com, the second time this year he has won that award. Davis was also named ACC Rookie-of-the-Year.

Merriweather and Davis have combined for 15 touchdowns this year, including eight by Davis. Merriweather has scored 17 touchdowns in his last 17 games. The performance against Duke marked the third time in the last 15 games he has scored three in a game. He also did it against Miami (FL) and South Carolina last season.

Merriweather has 707 yards this year and a 4.8 average to go with seven touchdowns. The native of North Augusta, SC had 670 yards last year when he led the team. He had a streak of three-straight, 100-yard games earlier, the first Tiger running back to have at least three-consecutive, 100-yard games since 1996 when Raymond Priester had at least 100 yards in each of the last four games that year.

Davis has 729 rushing yards, the most by a Tiger freshman since Ronald Williams had 941 in 1990. Davis has also tied Williams' freshman touchdown record with eight.

This is the first time Clemson has had a pair of 700-yard rushers in the same season since 1985, when Kenny Flowers had 1,200 and Stacy Driver had 831.

Coleman Leads Tigers in First Start

Duane Coleman was Clemson's top tackler in the win over #16 Florida State, one of the highlights of the Florida native's career. It was Coleman's first career start, and he recorded nine tackles on six first hits and three assists. Coleman played running back for the first two games of 2005, then made the move to the secondary starting with the Miami (FL) game.

Coleman had 14 tackles over the first nine games of the season, then nine in his 10th game and seven in the 11th against #19 South Carolina. So he has had more tackles (16) in his last two games combined than he had in the first nine. He also had a pass deflection and was a contributing factor to Clemson holding the ACC's top total of offense to just 226 yards overall, including just 126 passing yards, in the win over #16 Florida State.

Coleman has had success as a running back in the Tiger program. He has 920 career rushing yards, second among active Tigers, and has 50 career receptions, third among active Tigers and one of the top-10 running back totals in Clemson history. He is one of two Clemson running backs in history to have 600 yards rushing and 300 yards receiving in the same season (2003).

James Davis Tabbed ACC Rookie-of-the-Year

Clemson running back James Davis was named the 2005 ACC Rookie-of-the-Year in early December, announced by the Atlantic Coast Sports-writers Association. Davis, a true freshman from Atlanta, GA and graduate of Douglass High School, received 40 of the 72 votes. He finished ahead of quarterback Drew Weatherford (19) and wideout Greg Carr (5), both standouts at Florida State.

Davis has rushed for 729 yards in 10 games, as the rushing total is the second-best by a freshman in Clemson history. He played only one snap at Georgia Tech and missed almost the entire second half at N.C. State after breaking his wrist, therefore effectively played in just over 8.5 games. He also played his last four games with a cast on his wrist. His 72.9 yards per game ranks fourth in the ACC and tops among freshmen, while his eight touchdowns are a team high and tied for the most by a Clemson freshman in history.

Among the ACC's top-seven rushers, Davis' 5.3 yards per carry is best in the league. He has that figure against a strong defensive conference that does not feature a team that averages 400 yards per game of total offense. Davis also does not have a carry longer than 33 yards, meaning he has consistently posted solid gains.

The 5'11", 210-pound sport management major has surpassed the 100-yard mark on the ground three times in 2005, as Clemson has a 3-0 record in those contests. He has also led the team in rushing five times, helping the Tigers to a perfect 5-0 record in those games (three of which were against top-25 ranked teams).

Davis rushed for 101 yards on 19 carries in the season-opening win over #17 Texas A&M, where

he carried the ball on all eight offensive plays of the game-winning drive that set up Jad Dean's game-winning 42-yard field goal with two seconds left in the fourth quarter. The 101 yards were the most by a Tiger first-year freshman in his first game since Bobby Gage rushed for 144 yards against Presbyterian in 1945.

In the first half and one play in the second half at N.C. State before suffering a fractured wrist, Davis rushed for 143 yards on just 12 carries to lead the Tigers to a 31-10 victory. In the regular-season finale at #19 South Carolina, he rushed for a team-season-high 145 yards on 27 carries to propel Clemson to a 13-9 win, as he scored the game's lone touchdown and received ACC Offensive Back-of-the-Week honors. That was one of four times he was lauded by the league with either ACC Rookie or Offensive Back-of-the-Week honors in 2005, including an ACC-high three times as rookie-of-the-week.

Davis, a two-time National Freshman-of-the-Week and Second-Team Freshman All-American by Rivals.com, also has been a productive receiver out of the backfield, hauling in 17 catches for 131 yards. The 17 catches are fourth-most on the 2005 Tiger squad.

Davis became the first Tiger to earn ACC Rookie-of-the-Year honors since 1995, when line-backer Anthony Simmons received the award. He is also the fifth Tiger to be named the league's top rookie. Along with Simmons, running backs Chuck McSwain (1979), Terry Allen (1987), and Ronald Williams (1990) also won the award.

Davis Leads ACC Freshman Rushers

Freshman running back James Davis gained 143 yards on 12 carries and scored a pair of touchdowns in Clemson's 31-10 win at N.C. State on October 13. He was named player-of-the-game by ESPN for his performance. Davis consistently made big plays, as he had six different runs of at least 10 yards.

For the season, Davis has 729 yards on 137 carries, good for 5.3 yards per carry in 10 games. He has three 100-yard rushing games, including a season-high 145 yards at #19 South Carolina. He is the first Clemson freshman to record three 100-yard rushing games since Ronald Williams had three in 1990.

Davis was on his way to a 200-yard game at N.C. State, but he suffered a fractured left wrist on his first carry of the third quarter and did not return. He missed the next game against Temple and played just one snap in the loss at Georgia Tech, his hometown. Davis is first among ACC freshmen in rushing and fourth in the conference overall.

Davis' rushing total at South Carolina was the most by any Tiger since October 13, 2001 when Woodrow Dantzler gained 184 yards on 23 carries at N.C. State. It is interesting to point out that Dantzler also wore #1, and the Tigers were dressed in white jerseys and purple pants that day as well.

Davis' performance at South Carolina was the best by a Tiger running back since Travis Zachery had 151 yards on 29 carries against Maryland in 2000. It should be noted that Davis has had two of the top-six, single-game freshman rushing games in school history.



Bowl Notes



Top Single-Game Freshman Rushing Performances

Year	Player	Opponent	Car-Yds
1952	Don King	at Fordham	33-234
1990	Ronald Williams	Appalachian State	14-183
1987	Terry Allen	Virginia	27-183
2005	James Davis	at South Carolina	27-145
1945	Bobby Gage	Presbyterian	8-144
2005	James Davis	at N.C. State	12-143

Davis an Opening-Game Starter

James Davis was the starting tailback for Clemson in the season opener against #17 Texas A&M, the first freshman to start at running back in the opener since Anthony Downs started as a first-year freshman against Furman in 1994. Downs had a strong game with 18 carries for 89 yards in his first game, but that was his career-high rushing total for a game at Clemson.

Davis was just the seventh freshman (first-year or red-shirt) to start the season opener under Tommy Bowden, and just the seventh running back to make the opening-game start since 1953. The other freshman starters in the opening game under Bowden are Jermyn Chester (OG) and Aaron Hunt (PK) in 2000, Roscoe Crosby (WR) and Derrick Hamilton (WR) in 2001, and Nathan Bennett (OG) and Cole Chason (P) in 2003.

Overall, Davis was the 36th freshman to starting the opening game for Clemson since freshman eligibility was adopted for the 1972 season. That is 34 freshmen in 36 years of freshman eligibility.

Opening Day Freshman Starters Since 1972

Year	Player(s)
1973	Ken Callicutt (TB), Nelson Wallace (DT)
1974	Jeff Mills (DT)
1979	Gary Brown* (OT), Terry Kinard* (FS)
1980	James Farr (C), Jeff Wells (TE)
1981	Donald Igwebuike* (PK)
1983	Terence Mack* (DE), Henry Walls* (LB), Keith Williams* (LB)
1984	Michael Dean Perry* (DT)
1985	Frank Delulius* (OT)
1986	James Lott* (FS)
1987	Terry Allen* (TB), Eric Harmon* (OT), John Johnson (OLB)
1988	Chris Gardocki (PK)
1991	Nelson Welch* (PK)
1992	Marrio Grier* (FB)
1993	Emory Smith* (FB), Brett Williams* (DE)
1994	Jim Bundren* (OT), Anthony Downs (TB), Glenn Rountree* (OG)
1995	Anthony Simmons (LB)
1996	Rahim Abdullah* (OLB)
1998	Alex Ardley* (CB), Travis Zachery* (TB)
2000	Jermyn Chester* (OG), Aaron Hunt* (PK)
2001	Roscoe Crosby (WR), Derrick Hamilton* (WR)
2003	Nathan Bennett* (OG), Cole Chason* (P)
2005	James Davis (RB)

* - red-shirt freshman

Dean Second in the Nation in Field Goals

Clemson placekicker Jad Dean ranks tied for second in the nation in field goals per game. The junior from Greenwood, SC has made 22-29 field goals this year for a 2.0-per-game average. For his career, Dean is 34-44 on field goals for a 77.3-percent figure. He has made all 33 of his extra-point attempts this season, and 40 percent of his kickoffs have not been returned.

Dean's 22 field goals this year already rank second best in Clemson history for a single season. He is just two made field goals from breaking the

school record of 23 held by Obed Ariri (1980). Ariri led the nation in field goals that year, the first Tiger football player to lead the nation in any statistical category.

Dean's top performance of the year took place in Clemson's 25-24 win over #17 Texas A&M in the season opener. The junior was a perfect 6-6 on field goals, including a 42-yarder with two seconds left to give the Tigers the one-point win. Dean was successful on attempts from 21, 21, 25, 18, 44, and 42 yards in breaking the single-game record of five field goals set by Nelson Welch. Welch had five against N.C. State in 1991, Maryland in 1992, and North Carolina in 1994.

For his performance, Dean was named the national player-of-the-week by **USA Today**.

In addition to setting the Clemson record for field goals in a game, Dean also established a school record for kick-scoring points in a game (19).

Clemson Single-Season, Field-Goals Bests

Rk	Player	Year	FG-A
1.	Obed Ariri	1980	23-30
2.	Jad Dean	2005	22-29
	Chris Gardocki	1989	22-29
	Chris Gardocki	1990	22-28
	Nelson Welch	1992	22-28
6.	Chris Gardocki	1988	19-32
	Nelson Welch	1991	19-28

Fudge Has 10 Career Interceptions

Jamaal Fudge has three interceptions this year and 10 for his career. He had his third interception of the season at #19 South Carolina in the season finale. That was his third career interception in Columbia, as he had two at Williams-Brice Stadium in 2003.

Fudge is attempting to lead Clemson in interceptions for a third-consecutive season, something no Tiger has ever done. Currently, he is tied with C.J. Gaddis and Tye Hill with three apiece.

Fudge has a recovered fumble this year and two caused fumbles, including one at Georgia Tech. He also has four caused fumbles in his career. Fudge has two career recovered fumble to go with the 10 interceptions, giving him 12 career takeaways, more than any other active Tiger.

The native of Jacksonville, FL is following in the footsteps of Jacksonville native Brian Dawkins, now an All-Pro with the Philadelphia Eagles, when it comes to tackling. Fudge is known for his fierce tackling from the secondary, and the 70 tackles for the season rank fourth on the team. He has 279 tackles in his career, more than any other active Tiger. Fudge has started 35 consecutive games and has played in 48 in a row. He has never missed a game in a Tiger uniform.

Hamlin Making Impact as Freshman

Michael Hamlin's insertion into the starting lineup has paralleled Clemson's improvement in the win-loss column. Hamlin, a red-shirt freshman from Timmonsville, SC, became a starter at the N.C. State game on October 13. Clemson has won five of the six games he has started so far this year.

A starting safety, Hamlin had his second interception of the year in the win over #16 Florida State and leads the team in interception return yards (42). He also had an interception against Georgia Tech

when he met the challenge and took the ball away from Calvin Johnson.

For the season, Hamlin is tied for sixth on the team in tackles (53). He has one pass deflection to go with the two interceptions. He was named a second-team freshman All-American as well.

Kelly Sets Freshman Record

Wide receiver Aaron Kelly set a Clemson single-game freshman record against Temple when he had seven receptions for 155 yards and a touchdown. The yardage total broke the Clemson freshman record of 139 yards (on six catches) by Roscoe Crosby against Duke in 2001, and was the sixth most by any player in school history. Chansi Stuckey then exceeded the total by one yard in the win over #16 Florida State.

Kelly's seven receptions were two off the single-game record for a freshman. Derrick Hamilton had nine receptions for 90 yards against Virginia in 2001, and Terry Smith had nine for 84 yards against Maryland in 1990.

Kelly, a native of Marietta, GA, has 43 receptions for 539 yards and two touchdowns this season. He still has a ways to go to catch Hamilton's freshman records in both areas. In 2001, Hamilton had 53 receptions for 684 yards.

The 6'5" wideout has had at least two receptions in every game this year. He and Chansi Stuckey are the only Tigers to have at least one reception in every game in 2005. He is the first Clemson freshman to catch at least one pass in every game.

Kelly had his first career kickoff return at Georgia Tech, an 81-yard run that set up a score. It was the third-longest, non-scoring kickoff return in Clemson history, and first play for over 80 yards this season.

Merriweather Sets School Record

Clemson running back Reggie Merriweather scored the game-winning touchdown for the Tigers in the 28-24 win at Maryland on September 10. His 38-yard jaunt around right end on a third-and-seven play with 2:58 left marked the second-straight year and third time in his career that he scored a game-winning touchdown with three minutes or less left in game. In fact, it was the third time he had done it in a seven-game period.

Merriweather scored from two yards out with 23 seconds left to give Clemson a 10-7 win over Maryland in 2004, then scored from a yard out in overtime against Miami (FL) just a couple of weeks later. Clemson kept the Hurricanes out of the endzone, and the Tigers had the victory.

When Merriweather scored his game-winner at Maryland, he became the first player in school history to score three fourth-quarter, game-winning touchdowns in a single career. Prior to the Maryland game, Merriweather was joined in the Tiger recordbooks in that category by Fred Cone, Doug Cline, George Ustry, Lowndes Shingler, and Jerry Butler.

Merriweather is one game-winning play behind David Treadwell. Treadwell booted a fourth-quarter, game-winning field goal for Clemson four times in his career, including consecutive years within the last 10 seconds against Georgia (1986,87).



Bowl Notes



Using Proctor is No Gamble

Will Proctor made his first career start in the win over Duke on November 5. The native of Orlando, FL was subbing for Charlie Whitehurst, who battled a sore shoulder the second half of the regular season. It was the first game Whitehurst missed since the 2002 season, including the first start he missed since the 2002 N.C. State game. Whitehurst had started a school-record 37 consecutive games at quarterback prior to the Duke game. Ironically, his streak started at Duke in 2002 as a freshman.

Proctor had a strong opening performance. The junior connected on 13 of 21 passes for 201 yards and two touchdowns against the Blue Devils. He connected on touchdown passes of 40 and 11 yards to Chansi Stuckey, the first two touchdown receptions of the wideout's career. Proctor had thrown just 13 career passes prior to the Duke game. He is 18-31 for 281 yards and three touchdowns without an interception for the season. That computes to a 166.1 pass efficiency rating.

Proctor came off the bench to help Clemson to a 25-24 win over #17 Texas A&M to start the season. Whitehurst had some dizziness after a hit in the fourth quarter, and it was Proctor who came on and quarterbacked the Tigers on the final drive to the game-winning field goal. He has appeared in three games at quarterback this year, all victories.

If Proctor plays against Colorado, he will be playing in his hometown area of Orlando. He is the odds on favorite to be the starter next year. Two other one-year starters as seniors have had great seasons in the past for the Tigers. Chris Morocco led Clemson to a 10-2 record as a one-year starter in 1989, and Billy Lott led Clemson to an 8-4 record and a Peach Bowl bid in 1979 as a one-year starter.

Stuckey Leads ACC in Receptions

Chansi Stuckey had to answer questions from media, fans, and teammates early in this season about his inability to get into the endzone via a pass reception. Stuckey already had thrown a touchdown pass (two against Wake Forest in 2003) and rushed for one (at South Carolina in 2003). Then he returned a punt 47 yards for a score in the win over #17 Texas A&M in the 2005 season opener, Clemson's only touchdown in a 25-24 victory.

Stuckey did not catch a touchdown pass in 2003 or 2004, and entered the season with 27 receptions. He then went the first 44 catches this year without a touchdown catch. Against Duke on November 5, he broke the streak with an 11-yard scoring reception from Will Proctor with just seven seconds left in the first half. Then he had a 40-yard touchdown catch from Proctor on Clemson's first pass of the second half.

Against #16 Florida State, Stuckey had a second-consecutive, double-touchdown-reception game, both catches from Charlie Whitehurst. That means Stuckey went 71 consecutive catches without a touchdown catch, then had four in his next 14. Further research showed that Stuckey is the first Tiger receiver in history to have consecutive games with multiple touchdown receptions.

Stuckey had 11 catches for 156 yards against #16 Florida State in the receiving department, had eight yards rushing, and 24 yards in punt returns for 188 all-purpose yards, his career high. The 11 re-

ceptions rank second in Clemson history behind Airese Currie's 12 catches against Middle Tennessee in 2003. It was also the most receptions in a game by an ACC player this year, and the 156 yards are the second-most receiving yards by an ACC player this season. His 156 receiving yards rank tied for fifth best for a single game, including the second-highest total in the 65-year history of Memorial Stadium.

A First-Team All-ACC receiver, Stuckey leads the ACC in receptions with 62 and is third in yards per game. He has 761 receiving yards for the season.

When Stuckey had 156 yards against Florida State, it marked the second time this year Clemson had a 150-yard receiver in a game. Aaron Kelly had 155 receiving yards against Temple. This marks the first time in history Clemson has had two different receivers record a 150-yard receiving game in the same season.

Waters Continues to Lead Tiger Tacklers

Anthony Waters continues to lead the team in tackles, and he went over the 100 mark in the win over South Carolina. He now has 102 for his 10 games this year. He is third in the ACC in tackles per game, and is also among the league leaders in tackles for loss (13.5). The junior from Lake View, SC is one of the most improved defensive players in the ACC. He had 70 tackles all of last year in 11 games.

Waters leads the team in tackles for loss (13.5) and is among the team leaders in pass breakups (7), an indication of his abilities as a pass defender. That is also the most pass breakups by a Tiger linebacker in 14 years. Waters has led Clemson in tackles in five of the 11 games this year, including 14 in the win over Maryland in College Park. He also had 14 at Georgia Tech and 11 at N.C. State, so he obviously comes to play in games on the road.

For his career, Waters has 207 tackles and 22.5 tackles for loss.

Whitehurst Makes History

Charlie Whitehurst became the first quarterback in the history of the Clemson-South Carolina series to lead his team to victory as the starting signal-caller four times. The Tigers downed South Carolina in the regular-season finale by a score of 13-9, as Whitehurst completed 17-26 passes for 172 yards. In the four wins, Clemson outscored South Carolina 132-53. All four wins came against future Hall of Fame Coaches Lou Holtz and Steve Spurrier.

Whitehurst had his best overall stats against South Carolina in his career in terms of completion percentage and passing yards. He finished 77 of 118 for 912 yards and four touchdowns. That computes to a 65.3-percent completion mark and a 134.7 passing efficiency.

His top game took place in Columbia in 2003, when he led the Tigers to a 63-17 victory, the most points scored in the history of the series and Clemson's largest margin of victory in the series since 1900. Whitehurst completed 18-26 passes for 302 yards and four touchdowns. He started the game 10-10 and threw three touchdown passes in the first quarter. He also rushed for 43 yards in the game to finish with 345 yards of total offense.

The only other Tiger quarterbacks to beat South Carolina three times were Steve Fuller and Homer Jordan. Fuller was 3-0 in three starts against South Carolina from 1976-78, and Jordan won three straight as the starter from 1980-82.

Whitehurst's Stats vs. South Carolina

Year	W-L	Score	Co-Att-Yds-Int-TD
2002	W	27-20	27-38-287-0-0
2003	W	63-17	18-26-302-1-4
2004	W	29-7	15-28-151-1-0
2005	W	13-9	17-26-172-2-0
Totals	4-0	132-53	77-118-912-4-4

Whitehurst Gets Record-Tying 7th Ranked Win

Charlie Whitehurst tied a Clemson record for wins over top-25 teams as a starting quarterback when he led the Tigers to a 13-9 win over #19 South Carolina in his final regular-season game. That gave him three top-25 wins this year and seven for his career as a starter. That ties him with former Tiger quarterback Rodney Williams for the most wins over ranked teams by a starting Clemson signal-caller.

His play has certainly been a contributing factor to all of those wins. Whitehurst is 139-225 for 1,667 yards and six touchdowns for those seven wins combined. His average game for those six contests is 20-32 for 238 yards and a touchdown.

Rodney Williams and Whitehurst have seven top-25 wins, while Homer Jordan, Mike Eppley, and DeChane Cameron all had four. Nealon Greene and Steve Fuller had three apiece.

Whitehurst's Seven Wins Over Ranked Teams

Year	Opponent	Score	AP-USA	C-A-Y-I-TD
2003	Virginia	30-27	25-24	27-44-265-1-2
	Florida State	26-10	3-3	17-27-272-1-1
	Tennessee	27-14	6-7	22-40-246-1-0
2004	Miami (FL)	24-17	11-10	21-37-258-1-0
2005	Texas A&M	25-24	17-17	14-19-185-0-0
	Florida State	35-14	17-16	21-32-269-1-3
	South Carolina	13-9	19-21	17-26-172-2-0
Totals		180-115		139-225-1,667-7-6

Whitehurst Records Third 2,000-Yard Season

Charlie Whitehurst threw for 269 yards in the win over #16 Florida State and went over 2,000 yards for the season. He has 2,278 passing yards for the season, the third-highest total in Tiger history. He has three of the top-five, passing-yardage seasons in Clemson history as well.

Whitehurst owns the school record with 3,561 yards during Clemson's 13-game schedule in 2003. He had 2,067 last year, which is the fifth-most passing yards in a season. Woodrow Dantzler and Nealon Greene are the only other Tiger quarterbacks with a 2,000-yard passing season.

Whitehurst ranks fifth in ACC history in passing yards and needs two yards to move ahead of Jamie Barnette of N.C. State into fourth place.

ACC Career Passing Yardage Leaders

Rk	Player	School	Years	Yards
1.	Philip Rivers	N.C. State	2000-03	13,484
2.	Chris Weinke	Florida State	1997-00	9,839
3.	Ben Bennett	Duke	1980-83	9,614
4.	Jamie Barnette	N.C. State	1996-99	9,461
5.	Charlie Whitehurst	Clemson	2002-05	9,460
6.	Spence Fisher	Duke	1992-95	9,021



Bowl Notes



Clemson Single-Season Passing Yardage Bests

Rk	Player	Year	Co-Att	Yards
1.	Charlie Whitehurst	2003	288-465	3,561
2.	Woodrow Dantzler	2001	203-334	2,578
3.	Charlie Whitehurst	2005	208-311	2,278
4.	Nealon Greene	1997	180-290	2,212
5.	Charlie Whitehurst	2004	177-349	2,067
6.	Brandon Streeter	1998	150-282	1,948

Whitehurst Breaks Total Offense Record

Quarterback Charlie Whitehurst became Clemson's career total offense recordholder in the win over Temple on October 22. The graduate had an even 300-yard game and has 9,561 yards for his career, fifth best in ACC history. Whitehurst needs just 78 yards against Colorado to jump all the way to third place ahead of Jamie Barnette of N.C. State and Darian Durant of North Carolina. Woodrow Dantzler previously held the Clemson mark with 8,798 yards.

Few observers felt Dantzler's record would ever be broken because of his ability as a runner and passer. But, Whitehurst has already trumped Dantzler's by 763 yards. Whitehurst has appeared in 43 games for the Tigers, including 37 in a row as the starting quarterback prior to sitting out the Duke game on November 5.

Whitehurst holds 41 Tiger records, including 15 career marks. He is already the Clemson career recordholder for passing yards, completions, completion percentage, and touchdown passes. His 24 career victories are tied for second best in Clemson history. He moved ahead of Steve Fuller and Mike Eppley with the win over Temple and ahead of Homer Jordan with the win over #16 Florida State. That career record is an unattainable 32 wins by Rodney Williams (1985-88), but he can pass Nealon Greene to become second all by himself with a win over Colorado.

So far this season, Whitehurst has completed 66.9 percent of his passes, ahead of the single-season mark of 63 percent by Brandon Streeter in 1999.

ACC Career Leaders in Total Offense

Rk	Player	School	Years	Yards
1.	Philip Rivers	N.C. State	2000-03	13,582
2.	Joe Hamilton	Georgia Tech	1996-99	10,640
3.	Jamie Barnette	N.C. State	1996-99	9,638
4.	Darian Durant	North Carolina	2001-04	9,630
5.	Charlie Whitehurst	Clemson	2002-05	9,561
6.	Chris Weinke	Florida State	1997-00	9,473

Whitehurst is a 24-Game Winner

Charlie Whitehurst became the sixth 20-game winner in Clemson history when the Tigers defeated Maryland 28-24 in College Park on September 10. He is the first Tiger quarterback to reach 20 wins in a career since Nealon Greene recorded 24 wins as a starter from 1994-97. Greene is still active in the game as the starting quarterback for Saskatchewan in the CFL. Whitehurst has 24 wins as a starter in his career, tied for second in school history with Greene.

Rodney Williams is the career leader with 32 victories, a total that is among the top-25 victories totals in NCAA history at the Division I level. Williams, a member of the Clemson Hall of Fame, guided the Tigers to three-consecutive seasons of just two losses from 1986-88, and won three bowl games as a starting quarterback.

Clemson's Winningest Quarterbacks

Rk	Player	Years	Record
1.	Rodney Williams	1985-88	32-10-2
2.	Charlie Whitehurst	2002-05	24-15
	Nealon Greene	1994-97	24-16
4.	Homer Jordan	1979-82	22-6-1
5.	Steve Fuller	1975-78	21-11-3
	Mike Eppley	1980-84	21-5-1
7.	DeChane Cameron	1988-91	19-4-1
	Woodrow Dantzler	1998-01	19-11
9.	Harvey White	1957-59	18-7

Whitehurst Sets Tiger Career TD Pass Record

Quarterback Charlie Whitehurst became Clemson's career leader in touchdown passes when he completed a five-yard scoring pass to Curtis Baham on fourth down in the first overtime of Clemson's 36-30 triple-overtime loss to #13 Miami (FL). It gave him 42 touchdown passes for his career, one ahead of former teammate Woodrow Dantzler, who had 41 between 1998-01. He has 49 for his career as well.

Clemson gained 378 yards of total offense against the Hurricanes, and Whitehurst had 346 of them on his stat line, including 288 passing yards and a career-high 58 rushing yards. It marked the first time Whitehurst had led the Tigers in rushing in a game. The 346 yards rank as his second-best, single-game figure of his four-year career, and the ninth-highest total for any quarterback in Tiger history. Whitehurst's career high in terms of total offense is 414 at Duke in 2002.

Clemson Career Leaders in Touchdown Passes

Rk	Player	Years	Att.	TD
1.	Charlie Whitehurst	2002-05	1,339	49
2.	Woodrow Dantzler	1998-01	796	41
3.	Nealon Greene	1994-97	805	35
4.	Mike Eppley	1980-84	449	28
5.	Bobby Gage	1945-48	278	24
	Tommy Kendrick	1969-71	644	24
7.	Steve Fuller	1975-78	554	22
8.	Harvey White	1957-59	289	18
9.	Brandon Streeter	1996-99	519	17

Whitehurst Has Eight 4th-Quarter Comebacks

When Charlie Whitehurst led Clemson to a 13-9 victory at #19 South Carolina in his final regular-season game, it was his eighth fourth-quarter comeback of his career. Four of the fourth-quarter comebacks have taken place at Clemson, and four away from home.

He is tied with Joel Klatt of Colorado for the national lead among active signal-callers with eight wins apiece. Whitehurst also had a fourth-quarter comeback at Maryland in the second game of 2005. The Tiger team had one in the opener against Texas A&M, but Whitehurst was on the bench with an injury while Will Proctor guided Clemson to the 25-24 win.

Clemson has overcome a fourth-quarter, double-digit deficit just three times in history, and Whitehurst has been the quarterback for two of those three. In addition to the Maryland game on September 10, 2005, he led Clemson to victory at Duke in 2002 as a freshman after Clemson trailed 24-10 in the fourth quarter.

Whitehurst nearly pulled out another comeback win against #13 Miami (FL) this year. He led the Tigers from 20-10 down in the fourth quarter to tie the score, but the Tigers lost in overtime. Clemson

also had a double-digit deficit against #25 Boston College and Wake Forest before the Tigers lost late in each contest.

Charlie Whitehurst's Fourth-Quarter Comebacks

Date	Opponent	Largest Deficit	Final Score
2002	at Duke	10-24, 13:09 left	34-31
	South Carolina	13-20, 18:04 left	27-20
2003	Virginia	10-17, 9:39 left	30-27
2004	Wake Forest	20-27, 6:35 left	37-30
	Maryland	3-7, 2:50 left	10-7
	at Miami (FL)	10-17, 16:05 left	24-17
2005	at Maryland	14-24, 8:37 left	28-24
	at South Carolina	9-6, 5:58 left	13-9

Note: The time left is the time on the clock when Clemson took over the ball on offense.

Clemson Records Held by Charlie Whitehurst (41)

- **Completions:** 34 vs. Duke, 2002
- **Pass Attempts:** *55 vs. Miami (FL), 2005
- **Passing Efficiency:** 241.1 vs. North Carolina, 2002
- **Passing Yards:** 420 vs. Duke, 2002
- **Touchdown Passes:** *4 vs. many (4)
- **Total Offense Plays:** 65 vs. Duke, 2002

Season (20)

- **Pass Attempts:** 465 in 2003
- **Pass Attempts/Game:** 35.8 in 2003
- **Consecutive Games With 20 Completions:** .. 6 in 2003
- **Completions:** 288 in 2003
- **Completions/Game:** 22.2 in 2003
- **Consecutive Games Completing a Pass:** ... 13 in 2003
- **Passing Efficiency:** 135.6 in 2003
- **Passing Yards:** 3,561 in 2003
- **Passing Yards/Game:** 273.9 in 2003
- **Passing Yards in Consecutive Games:**
 - 2 Games: 694 in 2002
 - 3 Games: 916 in 2003
 - 4 Games: 1,217 in 2003
 - 5 Games: 1,486 in 2003
 - 6 Games: 1,732 in 2003
- **200-Yard Passing Games:** 11 in 2003
- **300-Yard Passing Games:** 5 in 2003
- **Touchdown Passes:** *21 in 2003
- **Total Offense Plays:** 557 in 2003
- **200-Yard Total Offense Games:** 11 in 2003
- **300-Yard Total Offense Games:** 7 in 2003

Career (15)

- **Pass Attempts:** 1,339
- **Pass Attempts/Game:** 31.1
- **Completions:** 796
- **Completions/Game:** 18.5
- **Completion Percentage:** 59.4
- **Passing Yards:** 9,460
- **Total Offense:** 9,561
- **Passing Yards/Game:** 220.0
- **200-Yard Passing Games:** 23
- **300-Yard Passing Games:** 8
- **Touchdown Passes:** 49
- **Touchdown Passes/Game:** 1.14
- **Top-10 Wins as a Starting Quarterback:** *3
- **Top-25 Wins as a starting Quarterback:** *7
- **Overtime Wins as a Starting Quarterback:** 3

* - tied record



Head Coach Tommy Bowden



When one looks at Head Coach Tommy Bowden's resumé, the first thing that comes to mind is consistency. Bowden has completed nine seasons as a Division I head coach, and all nine of his teams have been bowl eligible at the conclusion of the regular season.

Bowden has also shown consistency in terms of improvement over the course of seasons. In each of the last three years, his teams have won five of its last six games. The 2003 team won its last four games, including victories over top-10 teams Florida State and Tennessee to finish the year ranked in the top 25 of both polls.

There has also been consistency in terms of success against Clemson's in-state rival (South Carolina). The Tigers have won six of the seven meetings with the Gamecocks since Bowden became Clemson's head coach in the 1999 season, and the 85.7-percent winning percentage is the best of any Tiger head coach in history against the Gamecocks given a minimum of five games. He has an average victory margin of 12.3 points per game in the state-rivalry game, including six against future Hall of Fame Head Coaches Lou Holtz and Steve Spurrier.

Through nine seasons as a Division I head coach, Bowden has a 69-37 record, a 65.1-percent winning percentage that ranks 14th among winningest active coaches and eighth among coaches with at least six years of experience. In conference games, he has never had a sub-.500

record, and his overall conference record stands at 43-25 for a 63.2-percent winning percentage.

Through seven years at Clemson, he has a 51-33 mark and six bowl appearances. He has 32 ACC wins as well. The only program with more ACC wins during this time is Florida State. The 51 overall victories rank third in Clemson history in total wins. The 29-7 victory over South Carolina in the 2004 season finale was not only the 600th win in Clemson history, it moved Bowden ahead of Hall of Fame Coach Jess Neely into third place on Clemson's coaching victories list. Only Frank Howard and Danny Ford are ahead of Bowden.

Twice Bowden has been named ACC Coach-of-the-Year (1999,03), joining Howard, Charley Pell, and Ford as the only two-time recipients of that award in Tiger history.

In 2005, Clemson has a record of 7-4, including a 3-2 mark against top-25 ranked teams. All four of those losses have been by six points or less and have been by a total of 14 points. Two of those losses came in overtime, therefore the Tigers have lost the four games by a combined five points at the end of regulation.

The Tigers earned close victories to start the year against #17 Texas A&M and Maryland, then lost three nailbiters in a row. But just like the two previous years, Clemson has won five of its last six games, including victories over #16 Florida State and #19 South Carolina in the final two regular-season games. It was the first time since 1983 that

Clemson defeated top-20 teams in consecutive games. Clemson, who is 13th in the nation in scoring defense, enters the bowl season ranked #23 in both polls.

Both placekicker Jad Dean (Lou Groza Award) and cornerback Tye Hill (Jim Thorpe Award) were finalists for their respective awards in 2005. Hill was a Walter Camp First-Team All-American as well. Hill and wideout Chansi Stuckey were also named First-Team All-ACC selections, while Dean, offensive lineman Roman Fry, quarterback Charlie Whitehurst were Second-Team All-ACC players.

In his four years at Clemson, Whitehurst has become the most prolific signal-caller in school history. He has set 41 Tiger records, including records for passing yards (9,460), completions (796), completion percentage (59.4), and touchdown passes (49). He has directed Clemson to 24 victories as a starting quarterback, tied for the second-most wins in school history.

Consistency in his approach is one reason Clemson went from a 1-4 start to bowl eligibility in 2004. It marked the first time since 1963 that a Tiger team had overcome such a deficit to finish with a winning season.

His 2004 Clemson team featured a defense that ranked 11th in the nation in pass efficiency defense. The unit had 42 sacks to rank in the top 10 in the nation. Leroy Hill was named the ACC Defensive Player-of-the-Year and a Third-Team **Associated Press** All-American. Cornerback Justin Miller was a semifinalist for the Jim Thorpe Award and was a second-team All-American as a kick returner. Wide receiver Airese Currie led the ACC in receptions and reception yards, while Whitehurst increased his record total to 36 school records on a game, season, and career basis.

Clemson played a complete game at #10 Miami (FL) on November 6, 2004 and defeated the Hurricanes in the Orange Bowl by a score of 24-17 in overtime. It was the second overtime win of the season for the Tigers, who are 4-2 in extra-session games under Bowden.

Clemson's defense held the Hurricanes to just 101 yards rushing and no points in the second half. The Tiger offense, led by Whitehurst, totaled 258 yards through the air, while Reggie Merriweather rushed for 114 yards and three scores. Clemson overcame a 14-point halftime deficit, not to mention overcoming a fourth-quarter deficit, a rarity against Miami. The Hurricanes had been 174-2 when leading going into the fourth quarter since 1985.

The win over Miami gave Bowden and the Tigers three wins over top-10 programs in a 13-game span, something that had been done at Clemson just once previously (1981 National Championship team). All three of those programs (Florida State, Tennessee, Miami) have won the national championship within the last eight seasons.

Over the last three seasons, Bowden has won seven games over coaches who have won the national title (Bobby Bowden (twice), Phillip Fulmer, Larry Coker, Holtz (twice), and Steve Spurrier). These big wins have stimulated interest in the program. The Tigers averaged over 78,000 fans per home game in 2005. Clemson has ranked in the top 20 in home football attendance each of the seven seasons Bowden has been at Clemson, and five of


Bowden's Year-By-Year Coaching Records

Year	School	Job Title	Record	Conf./Finish	Bowl	Rank
1978	Florida State	Defensive Backs	8-3			
1979	Florida State	Defensive Backs	11-1		Orange	6
1980	Auburn	Running Backs	5-6	0-6, 9th		
1981	Florida State	Tight Ends	6-5			
1982	Florida State	Tight Ends	9-3		Gator	13
1983	Duke	Quarterbacks	3-8	3-3, 4th		
1984	Duke	Quarterbacks	2-9	1-5, 6th		
1985	Duke	Offensive Coordinator/QB	4-7	2-5, 6th		
1986	Duke	Offensive Coordinator/QB	4-7	2-5, 6th		
1987	Alabama	Wide Receivers	8-4	4-2, 4th	Hall of Fame	
1988	Alabama	Wide Receivers	9-3	4-3, 4th	Sun	17
1989	Alabama	Wide Receivers	10-2	6-1, 1st	Sugar	9
1990	Kentucky	Offensive Coordinator/WR	4-7	3-4, 5th		
1991	Auburn	Offensive Coordinator/WR	5-6	2-5, 8th		
1992	Auburn	Offensive Coordinator/WR	5-5-1	2-5-1, *5th		
1993	Auburn	Offensive Coordinator/WR	11-0	8-0, NE		4
1994	Auburn	Offensive Coordinator/WR	9-1-1	6-1-1, NE		9
1995	Auburn	Offensive Coordinator/WR	8-4	5-3, *3rd	Outback	22
1996	Auburn	Offensive Coordinator/WR	8-4	4-4, *3rd	Independence	24
1997	Tulane	Head Coach	7-4	5-1, 2nd		
1998	Tulane	Head Coach	11-0	6-0, 1st	Liberty#	7
1999	Clemson	Head Coach	6-6	5-3, 2nd	Peach	
2000	Clemson	Head Coach	9-3	6-2, 2nd	Gator	14
2001	Clemson	Head Coach	7-5	4-4, T-4th	Humanitarian	
2002	Clemson	Head Coach	7-6	4-4, T-5th	Tangerine	
2003	Clemson	Head Coach	9-4	5-3, 3rd	Peach	22
2004	Clemson	Head Coach	6-5	4-4, T-6th		
2005	Clemson	Head Coach	7-4	4-4, 3rd (Atlantic)	Champs Sports	23

* - Western Division; # - did not coach team in bowl game; NE - not eligible for conference title

Bowden's Coaching Record Summary

Years as a Coach:	28	Top-10 Seasons:	5
Winning Seasons:	19	Record of teams as assistant:	129-85-2 (.602)
Bowl Seasons:	14	Record of teams as head coach:	69-37 (.651)
Top-25 Seasons:	12	Record of teams in conference games:	43-25 (.632)





Head Coach Tommy Bowden



The Bowden File

Head Coaching Record

69-37 in eight seasons (his 65.1-percent winning mark is 14th best among active Division I head coaches)...18-4 in two seasons at Tulane...51-33 in his seven seasons at Clemson.

Coaching Experience

Graduate assistant coach at West Virginia (1977)...defensive backs coach at Florida State (1978,79)...running backs coach at Auburn (1980)...tight ends coach at Florida State (1981,82)...quarterbacks coach at Duke (1983-84)...offensive coordinator/quarterbacks coach at Duke (1985-86)...wide receivers coach at Alabama (1987-89)...offensive coordinator/wide receivers coach at Kentucky (1990)...offensive coordinator/wide receivers coach at Auburn (1991-96)...head coach at Tulane (1997,98)...head coach at Clemson (1999-05).

Playing Experience

Wide receiver at West Virginia (1973-76).

Bowl Seasons as a Head Coach

1998 Liberty Bowl (did not coach in game)...1999 Peach Bowl...2001 Gator Bowl...2001 Humanitarian Bowl...2002 Tangerine Bowl...2004 Peach Bowl...2005 Champs Sports Bowl.

Bowl Seasons as an Assistant Coach

1980 Orange Bowl...1982 Gator Bowl...1988 Hall of Fame Bowl...1988 Sun Bowl...1990 Sugar Bowl...1996 Outback Bowl...1996 Independence Bowl.

Bowl Participation as a Player

1975 Peach Bowl.

Education

B.S. degree in physical education with a minor in health from West Virginia in 1977.

Personal Data

Born July 10, 1954...married to the former Linda Joan White...the couple has a son (Ryan 24, a 2004 Clemson graduate and current law student at Regent University) and a daughter (Lauren 20, a junior at Clemson).

the top-nine average attendance seasons have come during his tenure.

With Clemson's selection to the 2003 Peach Bowl, Bowden became the first head coach in Clemson and ACC history to take a team to a bowl game in each of his first five seasons. In fact, no coach had ever done so more than twice to open his career at Clemson. Under Bowden's direction, Clemson had also appeared in the Peach Bowl in 1999, the Gator Bowl in 2000, the 2001 Humanitarian Bowl, the 2002 Tangerine Bowl prior, and the 2004 Peach Bowl prior to its 2005 Champs Sports Bowl invitation.

The 2004 Peach Bowl appearance meant that it was the first time since the senior class of 1991 that Clemson went to a bowl game five consecutive years. Clemson's red-shirt seniors of 2003 were the first group he recruited, so it is an indication of the firm foundation his first group set. In December of 2003, Bowden cemented his place at Clemson by signing a seven-year contract, which will go through 2010.

The 2003 season was a breakthrough year in many ways. Clemson earned its highest-ever win over a ranked team with a 26-10 victory over #3 Florida State. The Tigers also defeated #24 Virginia

in a thrilling overtime game. The 39-3 win over a bowl-bound Georgia Tech team was Clemson's largest victory margin in the series since 1900 as well.

The victory over Florida State, Clemson's first in 12 tries since the Seminoles joined the ACC, was the beginning of a four-game winning streak to close the season. In those four games, Clemson outscored its opponents 156-48, an average score of 39-12. Clemson defeated arch-rival South Carolina in Columbia by a score of 63-17. It was the most points ever scored by a team in the 101-game series and the Tigers' largest victory margin in the series since 1900. It was also Bowden's fourth win in five tries against the Gamecocks.

The season concluded with a 27-14 win over #6 Tennessee, the highest-ranked team Clemson has defeated in a bowl game since 1981, when the Tigers defeated #4 Nebraska in the Orange Bowl to claim the national championship. As a result, Clemson finished the season with nine wins and a #22 final national ranking.

Over the final four games of the season, Bowden defeated two coaches (Bobby Bowden, Holtz) who had already earned 200 wins to become the first coach in NCAA history to beat a pair of 200-game winners in a month's time. He also registered wins over three coaches (Bowden, Holtz, Fulmer) who had previously won a national title.

Records continued to fall in 2003 under Bowden. Whitehurst set the single-season mark for passing yards (3,561), completions (288), and tied the record for touchdown passes (21). Derrick Hamilton's 10 touchdown catches also set a single-season mark at Clemson, while placekicker Aaron Hunt became the school's all-time leading scorer in the game against the Seminoles.

The 2003 team showed improvement both from 2002 and over the course of the 2003 season. The Tigers averaged over 420 yards per game of total offense and ranked in the top 25 in the nation in passing yards per game, a first in school history. The Tiger defense was also outstanding, allowing under 20 points per game and under 330 yards per game, both ranking in the top 30 in the country. Perhaps Clemson's strongest facet of the defense was the secondary. The Tigers were second in the ACC in pass defense, and had a top-25 mark in the country. Clemson also was second in the nation in kick-off returns, averaging 27.7 yards per return, a school-record figure. Clemson followed that with a #11 final ranking in pass efficiency defense and a #3 finish in kickoff return average.

Off the field, Clemson has graduated nearly 80 percent of its seniors in Bowden's seven years. In 2003, Clemson ranked #11 in the nation, including second among public institutions, in the NCAA graduation-rate study for scholarship football signees who entered Clemson in 1996. Clemson was first in the nation in graduation rate among African-Americans (100 percent).

The 2002 season included victories over bowl teams Georgia Tech and Wake Forest, and a third victory in four years over arch-rival South Carolina. Clemson gained 434 yards of total offense in the 27-20 win over the Gamecocks, the most yards against Holtz's defense all season.

The 2002 Tigers featured balance on both offense and defense. The receiving trio of Hamilton,

J.J. McKelvey, and Kevin Youngblood combined for 163 receptions for nearly 2,000 yards and eight scores. Running backs Yusef Kelly and Bernard Rambert collectively gained over 1,000 yards rushing, while quarterbacks Willie Simmons and Whitehurst threw for over 3,100 yards and 16 scores.

The Clemson defense featured two of the top 21 players in the nation in terms of interceptions per game. Miller had eight interceptions, best among all freshmen nationally, and Brian Mance had six in an All-America season. The defense was one of the most improved units in the ACC and ranked in the top 10 in the nation in interceptions (21).

Clemson had another record-setting season in 2001, a season that culminated with a Humanitarian Bowl victory over Louisiana Tech. Clemson set school records for points scored, touchdowns, and total offense in a bowl game in the victory.

It was a record-breaking performance for the Tigers in Boise, ID, something that surprised no one. Five of the seven total-offense seasons in school history have been recorded under Bowden, including the 2001 season when Clemson averaged over 30 points and a school-record 432 yards of total offense per game.

The 2001 season demonstrated Bowden's ability to win in the long run, as he had the second-youngest "two-deep" in the ACC. Thirty-four of his top 44 players were underclassmen. Only Duke had a younger group of top 44 players. Fourteen different freshmen saw action in 2001, including 10 who played in at least 10 games.

Bowden has a record of 51-33 (.607) as Clemson's head coach and is 69-37 (.651) overall. He has recorded that ledger against a difficult schedule. His first year, Clemson's schedule was ranked in the top 10 in the nation. In 2001, his team defeated five teams that finished the season with a winning record, tied for the third-highest single-season figure in school history. One of the victories was a 47-44 overtime triumph at #9 Georgia Tech. It was the highest-ranked road win in 20 years for the Clemson program. In 2003 and 2004, Clemson's schedule strength once again ranked in the top 25 by the **Sagarin** rating. The 2005 team faced five top-25 teams in the regular season, a first in school history.

When Bowden came to Clemson in 1998, he inherited a team with a 3-8 record. By late October of 2000, just 14 months after his first game, Clemson was ranked third in the nation in the **USA Today** poll after an 8-0 start. That ranking was the highest for the program in 16 years. The final #14 ranking in that same poll was the highest final listing for the program since the 1990 season.

Making a swift improvement is nothing new for Bowden. In 1997, he took over a 4-7 Tulane program and brought the Green Wave to a 7-4 mark in his first year. In 1998, the improvement continued with an 11-0 regular season and #7 national ranking. In 1999, Bowden elevated the Tigers from 3-8 to a bowl game and a 6-6 final record. The 2000 Tigers concluded the season with a 9-3 record, their highest win total since 1993.

As one can see, considerable improvement is a common phrase for Bowden-coached teams. In each of his first four years he coached at the Division I level, his team showed at least a three-win



Head Coach Tommy Bowden



Winningest Active Coaches

Tommy Bowden is 14th among the winningest active Division I head coaches with a 65.1-percent figure for his nine years, including seven at Clemson and two at Tulane. According to NCAA policy, coaches must be a head coach for five years to appear on the list.

Winningest Active Division I Coaches

Rk	Head Coach	Team	Years	W-L	Win %
1.	Larry Coker	Miami (FL)	5	53-8	86.9
2.	Pete Carroll	Southern California	5	54-9	85.7
3.	Dan Hawkins	Boise State	5	53-10	84.1
4.	Bob Stoops	Oklahoma	7	74-16	82.2
5.	Mark Richt	Georgia	5	52-12	81.3
6.	Urban Meyer	Florida	5	47-11	81.0
7.	Phillip Fulmer	Tennessee	14	128-37	77.6
8.	Bobby Bowden	Florida State	40	359-106-4	77.0
9.	Steve Spurrier	South Carolina	16	149-44-2	76.8
10.	Lloyd Carr	Michigan	11	102-33	75.6
11.	Joe Paterno	Penn State	40	353-117-3	74.9
12.	Jim Tressel	Ohio State	20	184-70-2	72.2
13.	Ralph Friedgen	Maryland	5	41-20	67.2
14.	Tommy Bowden	Clemson	9	69-37	65.1
15.	Tommy Tuberville	Auburn	11	85-46	64.9

improvement over the previous year, believed to be a first in Division I history. Bowden is just the third coach in Clemson history to bring the Tigers to a three-win improvement in consecutive years and was one of just two Division I coaches to do it over the 1999 and 2000 seasons.

In 2000 and 2001, his dynamic offense produced a Heisman Trophy contender in quarterback Woodrow Dantzler, who placed his name next to 52 school records as the Tigers' signal-caller. In 2001, Dantzler became the first quarterback in Division I history to accumulate 2,000 yards passing and 1,000 yards rushing in a single season. Dantzler was named a semifinalist for the Davey O'Brien Award in 2000 and 2001.

Center Kyle Young was a finalist for the Rimington Award in 2000 and 2001, and won the ACC's Jim Tatum Award, presented to the league's top student-athlete. He was one of eight players nationally to receive a National Football Foundation Scholarship and became just the second offensive lineman in college football history to become a three-time first-team Academic All-American. Linebacker Chad Carson also performed well in the classroom and on the gridiron. He and Young were first-team Academic All-American selections in 2000 and 2001.

Bowden's second Clemson team was one of the most decorated in history. Six different Tigers were finalists or semifinalist for national position awards, including linebacker Keith Adams, who was one of the final three finalists for the Butkus Award.

Young and Carson were both named first-team Academic All-Americans, making Clemson the only Division I-A school in the nation to have a pair of first-team selections. For the second straight year, the football team had its highest team GPA on record in 2001 and a record number of ACC Academic Honor Roll recipients. Nineteen of the 22 seniors on the 2001 team earned their degrees.

The top-six semester GPAs on record have taken place under his 13-semester watch. Carson brought pride to the entire University in 2002 when he reached the final stage of the Rhodes Scholarship selection process, the only Division I college

football player to hold that distinction.

When Bowden came to Clemson, he had one simple goal - improvement. Bowden warned Clemson supporters that the Tigers were unlikely to be bowl participants in 1999, but his main focus was to improve. Bowden's goal of improvement was reached and he was happy to be wrong about his preseason prediction, as the Tigers were invited to the 1999 Chick-fil-A Peach Bowl.

In 1999, Bowden accomplished a personal milestone that no Clemson coach had attained since 1981, the year the Tigers won the National Championship. He became the first Clemson coach since Danny Ford to be named ACC Coach-of-the-Year.

Bowden led the Tigers to a 6-6 record and 5-3 mark in the ACC against the nation's seventh-toughest schedule according to the **Sagarin** rating. The Tigers finished tied for second with Georgia Tech and Virginia in the final ACC standings, a six-place improvement over the previous season, the greatest one-season jump in ACC history in league play.

The Tigers also made a four-game ACC-win improvement in 1999. It was just the fifth time in ACC history that a team made that big of a league victory jump. Bowden had taken over a team with a losing record and brought it to a bowl game in his first season, just the sixth coach in ACC history to accomplish that feat.

The Clemson program set or tied 41 school records in Bowden's first year, including 26 on offense. Ironically, Bowden's first Tulane team set or tied 26 offensive school records.

The improvements in the ACC standings were thanks in large part to an innovative offensive attack. The Clemson offense ended the season averaging 402.6 yards per game, nearly a 100-yard per game improvement over 1998. The Tigers scored 26.8 points per game in 1999 compared to 19.8 in 1998. Clemson's 42 touchdowns in 1999 ranked fifth best in school history.

Under Bowden, Clemson continued its strong defensive tradition. With 47 sacks, Clemson was first in the ACC in that category for the second-straight season, and the final total established a

school record. Three players (Adams - 15.5, Carson - 12.0, Robert Carswell - 10.8) all had nearly 11 tackles per game in 1999 to rank among the top-four tacklers in the league.

Adams, a sophomore that season, finished with 186 tackles, highest in the nation, and broke the Clemson single-season tackle record held by Anthony Simmons. They all contributed to the 17th-best pass efficiency defense in the nation, a unit that had 19 interceptions, ninth highest in the country.

Thanks to the wide-open offensive attack, several Clemson players made their presence felt in the national rankings and the Clemson record book. Junior wide receiver Rod Gardner became the school's first 1,000-yard receiver. Gardner had 80 receptions for 1,084 yards, Tiger single-season records in both areas. He was 17th in the nation in receptions per game, with a 6.6 mark. He had another 1,000-yard season in 2000 when he was a first-round draft choice of the Washington Redskins.

Hamilton also made a name for himself in the Tiger recordbook. In just three seasons, he set the all-purpose yardage, kickoff return yardage, and total receptions record for a career. Meanwhile, Currie finished his career with over 2,000 receiving yards. Only six Tigers have surpassed 2,000 receiving yards, and three (Currie, Gardner, Hamilton) have played under Bowden.

Four of Clemson's losses in 1999 came against teams ranked in the top 15 of the final **AP** poll. Bowden Bowl I, the first ever meeting between father and son head coaches in college football history, took place on October 23, 1999. Bowden faced his father Bobby's top-ranked Florida State team in Death Valley in front of a national television audience. The Tigers lost a tough battle to the eventual National Champions, 17-14, the closest margin of victory for the Seminoles and the fewest points they recorded all season by two touchdowns.

Making strong improvement in his first year with a program was nothing new for Bowden. In the two seasons he was the head coach at Tulane, Bowden took a team that had been 4-18 in the two years previous to his arrival, and emotionally and numeri-

Bowden's Offensive Production

Category	1997	1998	1999	2000	2001	2002	2003	2004	2005
Points	34.1	45.4	26.8	34.7	30.8	25.4	28.1	21.5	27.0
Touchdowns	4.0	6.2	3.5	4.6	4.1	3.1	3.5	2.5	3.0
Rushing Touchdowns	1.45	2.36	2.25	2.75	2.00	1.69	1.46	1.36	1.64
Passing Touchdowns	2.27	3.45	1.17	1.58	1.92	1.23	1.77	0.64	1.27
Total Offense	419.1	507.1	402.6	436.8	432.0	363.5	420.5	295.6	386.4
Rushing Offense	182.9	202.4	151.0	224.0	191.7	120.7	136.9	107.5	152.4
Passing Offense	236.2	304.7	251.6	212.8	240.3	242.8	283.6	188.1	234.0
Total Plays	71.9	74.2	76.7	77.6	76.1	70.8	73.4	66.9	69.1
Rushing Plays	38.6	43.4	41.4	49.3	43.2	35.2	35.7	34.6	37.5
Passing Plays	33.3	30.8	35.3	28.3	32.9	35.5	37.7	32.3	31.5
Yards/Play	5.8	6.8	5.3	5.6	5.7	5.1	5.7	4.4	5.6
Rushing Yards/Attempt	4.7	4.7	3.7	4.5	4.4	3.4	3.8	3.1	4.1
Passing Yards/Attempt	7.1	9.9	7.1	7.5	7.3	6.8	7.5	5.8	7.4
Yards/Completion	12.9	14.6	12.0	14.2	12.8	11.8	12.3	11.6	11.3
Completions	20.1	18.7	21.0	15.0	18.8	20.6	23.2	16.2	20.6
Passing Efficiency	129.4	184.4	123.4	128.0	130.2	121.2	134.6	96.0	135.5
Turnovers	1.82	1.00	1.92	1.67	2.00	2.15	1.46	2.18	1.27
Turnover Margin	+1.27	+1.36	+0.33	+0.50	-0.41	+0.15	+0.31	-0.73	+0.91
Total First Downs	21.5	26.7	21.8	22.8	23.5	19.9	23.3	16.7	21.1
Rushing First Downs	9.8	12.6	9.1	12.3	12.3	8.1	8.5	6.3	9.2
Passing First Downs	9.8	12.6	10.5	8.8	9.8	10.2	12.0	8.3	10.1
Third-Down Conversion %	43.1	52.1	37.3	42.1	47.0	40.5	37.7	31.7	37.6



Head Coach Tommy Bowden



Miscellaneous Records Under Bowden

Clemson's Record When...	1999	2000	2001	2002	2003	2004	2005	Total
Playing all games	6-6	9-3	7-5	7-6	9-4	6-5	7-4	51-33
Scoring first	4-1	6-1	1-1	4-1	9-0	2-2	5-1	31-7
Leading after the first quarter	2-1	6-1	4-2	4-2	9-0	2-2	5-0	32-8
Trailing after the first quarter	1-4	2-2	2-3	2-4	0-4	2-2	2-3	11-22
Tied after the first quarter	3-1	1-0	1-0	1-0	0-0	2-1	0-1	8-3
Leading at halftime	5-2	8-0	5-1	5-1	9-0	3-0	4-1	39-5
Trailing at halftime	0-2	1-3	1-4	2-5	0-4	2-3	2-0	8-21
Tied at halftime	1-2	0-0	1-0	0-0	0-0	1-2	1-3	4-7
Leading after the third quarter	6-1	9-1	7-0	4-2	8-0	3-1	5-1	42-6
Trailing after the third quarter	0-4	0-0	0-5	3-4	1-4	3-3	1-1	8-21
Tied after the third quarter	0-1	0-2	0-0	0-0	0-0	0-1	1-2	1-6
Winning total offense	6-2	8-0	6-1	6-3	8-1	4-2	5-3	43-12
Winning rushing offense	6-2	9-1	5-1	4-1	7-1	3-2	5-1	39-9
Winning passing offense	6-3	5-1	4-3	6-4	7-2	5-2	4-3	37-18
Totaling more first downs	5-2	7-1	5-1	5-2	8-1	4-0	6-3	40-10
Winning time of possession	4-1	5-0	4-3	4-1	7-0	3-0	4-2	31-7
Winning turnover margin	4-3	6-1	3-1	4-2	6-0	3-0	6-1	32-8
Losing turnover margin	1-2	2-2	3-4	2-4	0-3	2-4	0-1	10-20
Tying turnover margin	1-1	1-0	1-0	1-0	3-1	1-1	1-2	9-5
Rushing for 200 yards	3-1	7-0	5-0	2-0	2-0	1-0	2-0	22-1
Having a 100-yard rusher	4-1	5-1	5-1	1-0	2-0	2-0	5-1	24-4
Passing for 200 yards	6-4	5-2	6-4	6-2	9-2	2-1	5-2	39-17
Playing August games	0-0	0-0	0-0	0-1	0-1	0-0	0-0	0-2
Playing September games	1-2	5-0	3-1	3-0	3-0	1-3	2-2	18-8
Playing October games	3-2	3-1	2-1	1-3	2-2	3-1	2-2	16-12
Playing November games	2-1	1-1	0-3	3-1	3-1	2-1	3-0	14-8
Playing December/January games	0-1	0-1	2-0	0-1	1-0	0-0	0-0	3-3

cally reversed the team's fortunes with an 18-4 record, posted an 11-1 conference mark, and finished the 1998 season ranked seventh in the nation by both polls. Tulane and Tennessee were the only undefeated teams in college football in 1998.

His Tulane team had a 22-game average of 39.7 points, 5.1 touchdowns, 463 yards of total offense, 270.5 yards passing, and 192.6 yards rushing. The Green Wave averaged 6.34 yards per play, and converted on third down 47 percent of the time. Some say the most telling statistic in terms of wins and losses, and the most telling statistic when it comes to coaching ability is turnover margin. The Green Wave ranked fifth in the nation in turnover margin each of his seasons at Tulane.

It did not take Bowden long to put Tulane back on the college football landscape. In his first year, Tulane was picked last in the preseason polls of Conference USA. But he led the New Orleans-based school to a 7-4 record, a second-place conference standing with just one league loss, and set 33 school records in the process, including 26 on offense.

Tulane's accomplishments on offense were noteworthy in 1997, but its offensive numbers reached uncharted areas in 1998. Tulane stood as the only school in the nation that averaged over 300 yards per game passing and 200 yards per game rushing. The team ranked fourth in the nation in total offense (507.1 per game) and second in scoring (45.4 points per game).

The Green Wave scored 40 or more points in eight games in 1998, including each of the last seven games. In one game, the Green Wave scored 72 points and rolled up 704 yards of total offense. They converted 52 percent of their third-down opportunities for the season and had just 11 turnovers in over 800 plays. The 1998 season saw the program post a perfect 11-0 regular season under Bowden, its first perfect regular season since 1931. The Green Wave

won Conference USA, its first league title since Tulane won the SEC in 1949. Bowden was named Conference USA Coach-of-the-Year.

Bowden's team ranked seventh in the final AP poll and was a mainstay in the polls from the third week of the season on. Tulane had not been ranked at any time since 1979, and had not been ranked in a final poll since 1973. After Bowden accepted the job at Clemson, Tulane defeated Brigham Young in the Liberty Bowl, 41-27.

A look to the list of coaches who had undefeated seasons in the 1990s shows two other men named Bowden. His father, Florida State Head Coach Bobby Bowden, had a perfect regular season in 1996 and 1999, while his brother, Terry, posted a perfect regular season in 1993. Obviously, the Bowdens are the first family of college coaching and this "Wonder Years" environment had a lot to do with Tommy Bowden's decision to enter coaching.

The fatherly influence of a college coach who reached 300 career wins against his son in 1999, also had an influence on other members of the family. Bobby Bowden is the winningest coach in Division I history. Terry has been a head coach at Samford and Auburn, posting a 47-17-1 record at the latter. Terry served as an in-studio commentator for ABC's college football package. Jeff Bowden is in his ninth year as wide receivers coach at Florida State, his third as offensive coordinator.

Tommy Bowden began his college football experience as a walk-on wide receiver at West Virginia. He played for his father between 1973-75 and then for Frank Cignetti during the 1976 season.

As a junior, he caught 15 passes for 189 yards and one score. Bowden remained at West Virginia for the 1977 season and began his coaching career, serving as a graduate assistant on Cignetti's staff. His interest in coaching only became more intense after that first year as a graduate assistant. His father then hired him as a secondary coach at

Florida State for the 1978 season.

That experience confirmed to Bowden that he was in a profession that would be his life's work. The Seminoles posted a 19-4 mark in his two seasons at Florida State.

In 1980, Bowden joined the staff at East Carolina, where he coached for the spring-practice session of 1980. That spring, he moved to Auburn and served as the Tigers' running backs coach for the 1980 season. Among the players he coached was James Brooks, who went on to a 13-year NFL career and is still second in Auburn history in rushing.

In 1981, Bowden returned to Tallahassee as the tight ends coach. In two more years at Florida State, the Seminoles posted a 15-8 mark. The 1982 team ranked #13 in the final poll, claimed a 9-3 record, and won a Gator Bowl championship.

From 1983-86, Bowden served under Steve Sloan at Duke as the quarterbacks coach. He was named coordinator in 1985. It was as a Duke assistant that Bowden made his first trip to Death Valley as a coach. Among the players Bowden tutored was Anthony Dilweg, who went on to the NFL.

After four years at Duke, Bowden became the wide receivers coach at Alabama under Bill Curry. It was there that Bowden refined his offensive coaching prowess under noted offensive mind Homer Smith, then the Tide offensive coordinator.

In 1990, Bowden returned to a coordinator role, serving Kentucky as its offensive coordinator and wide receivers coach. That season, he helped the Wildcats to their first upper division SEC finish since 1984.

In 1991, Bowden joined Pat Dye at Auburn. He remained with Auburn for six seasons, his longest stint as a college assistant coach. During his tenure, Auburn had a combined record of 46-20-2, including a perfect 11-0 season in 1993. Auburn had four **Associated Press** top-25 seasons, including a #4 final ranking in 1993 and a #9 final ranking in 1994. The SEC Tigers were 20-1-1 in 1993-94 combined. Bowden worked under his brother, Terry, for his last four years at Auburn and the Tigers had a 36-9-1 record with both Bowdens on the coaching staff.

Born on July 10, 1954 in Birmingham, AL, Bowden is married to the former Linda Joan White, who he first met when the two were in school together at Morgantown (WV) High. The couple has two children, Ryan (24), a 2004 Clemson graduate and currently a law student at Regent University, and Lauren (20), a junior at Clemson.





Bowden's Game-By-Game Results



1997 (7-4)			
Date	Opponent	W-L	Score
Sep. 6	Cincinnati	W	31-17
Sep. 13	Rice	L	24-30
Sep. 20	at Syracuse	L	19-30
Oct. 4	Army	W	41-0
Oct. 11	at Louisville	W	64-33
Oct. 18	East Carolina	W	33-16
Oct. 25	at Southern Mississippi	L	13-34
Nov. 1	at Southwestern Louisiana	W	56-0
Nov. 8	Memphis	W	26-14
Nov. 15	Mississippi	L	24-41
Nov. 22	at Houston	W	44-10

Note: At Tulane.

1998 (11-0)			
Date	Opponent	W-L	Score
Sep. 5	at Cincinnati	W	52-36
Sep. 12	at Southern Methodist	W	31-21
Sep. 26	Navy	W	42-24
Oct. 3	Southern Mississippi	W	21-7
Oct. 17	Louisville	W	28-22
Oct. 24	at Rutgers	W	52-24
Oct. 31	Southwestern Louisiana	W	72-20
Nov. 7	at Memphis	W	41-31
Nov. 14	at Army	W	49-35
Nov. 21	Houston	W	48-20
Nov. 26	Louisiana Tech	W	62-30

Note: At Tulane.

1999 (6-6)			
Date	Opponent	W-L	Score
Sep. 4	Marshall	L	10-13
Sep. 11	Virginia	W	33-14
Sep. 23	at Virginia Tech (8,8)	L	11-31
Oct. 2	North Carolina	W	31-20
Oct. 9	at N.C. State	L	31-35
Oct. 16	at Maryland	W	42-30
Oct. 23	Florida State (1,1)	L	14-17
Oct. 30	at Wake Forest	W	12-3
Nov. 6	Duke	W	58-7
Nov. 13	at Georgia Tech (13,14)	L	42-45
Nov. 20	at South Carolina	W	31-21
Dec. 30	Mississippi State* (15,16)	L	7-17

* - Peach Bowl at Atlanta, GA

2000 (9-3)			
Date	Opponent	W-L	Score
Sep. 2	The Citadel	W	38-0
Sep. 9	Missouri	W	62-9
Sep. 16	Wake Forest	W	55-7
Sep. 23	at Virginia	W	31-10
Sep. 30	at Duke	W	52-22
Oct. 7	N.C. State	W	34-27
Oct. 14	Maryland	W	35-14
Oct. 21	at North Carolina	W	38-24
Oct. 28	Georgia Tech	L	28-31
Nov. 4	at Florida State (4,4)	L	7-54
Nov. 18	South Carolina (25,NR)	W	16-14
Jan. 1	Virginia Tech* (6,5)	L	20-41

* - Gator Bowl at Jacksonville, FL

2001 (7-5)			
Date	Opponent	W-L	Score
Sep. 1	Central Florida	W	21-13
Sep. 8	Wofford	W	38-14
Sep. 22	Virginia	L	24-26
Sep. 29	at Georgia Tech (9,11)	W	47-44
Oct. 13	at N.C. State	W	45-37
Oct. 20	North Carolina	L	3-38
Oct. 27	at Wake Forest	W	21-14
Nov. 3	Florida State (14,14)	L	27-41
Nov. 10	at Maryland (13,11)	L	20-37
Nov. 17	at South Carolina (22,22)	L	15-20
Dec. 1	Duke	W	59-31
Dec. 31	Louisiana Tech*	W	49-24

* - Humanitarian Bowl at Boise, ID; ^ - one overtime

2002 (7-5)			
Date	Opponent	W-L	Score
Aug. 31	at Georgia (8,12)	L	28-31
Sep. 7	Louisiana Tech	W	33-13
Sep. 14	Georgia Tech	W	24-19
Sep. 21	Ball State	W	30-7
Oct. 3	at Florida State (11,11)	L	31-48
Oct. 12	at Virginia	L	17-22
Oct. 19	Wake Forest	W	31-23
Oct. 24	N.C. State (12,9)	L	6-38
Nov. 2	at Duke	W	34-31
Nov. 9	at North Carolina	W	42-12
Nov. 16	Maryland (19,19)	L	12-30
Nov. 23	South Carolina	W	27-20
Dec. 23	Texas Tech*	L	15-55

* - Tangerine Bowl at Orlando, FL

2003 (9-4)			
Date	Opponent	W-L	Score
Aug. 30	Georgia (11,9)	L	0-30
Sep. 6	Furman	W	28-17
Sep. 13	Middle Tennessee	W	37-14
Sep. 20	at Georgia Tech	W	39-3
Oct. 4	at Maryland	L	7-21
Oct. 11	Virginia (25,24)	W	30-27
Oct. 16	at N.C. State	L	15-17
Oct. 25	North Carolina	W	36-28
Nov. 1	at Wake Forest	L	17-45
Nov. 8	Florida State (3,3)	W	26-10
Nov. 15	Duke	W	40-7
Nov. 22	at South Carolina	W	63-17
Jan. 2	Tennessee* (6,7)	W	27-14

* - Peach Bowl at Atlanta, GA; ^ - one overtime


2004 (6-5)			
Date	Opponent	W-L	Score
Sep. 4	Wake Forest	W	37-30
Sep. 11	Georgia Tech	L	24-28
Sep. 18	at Texas A&M	L	6-27
Sep. 25	at Florida State (8,11)	L	22-41
Oct. 7	at Virginia (10,9)	L	10-30
Oct. 16	Utah State	W	35-6
Oct. 23	Maryland	W	10-7
Oct. 30	N.C. State	W	26-20
Nov. 6	at Miami (FL) (11,10)	W	24-17
Nov. 13	at Duke	L	13-16
Nov. 20	South Carolina	W	29-7

^ - one overtime

2005 (7-4)			
Date	Opponent	W-L	Score
Sep. 3	Texas A&M (17,17)	W	25-24
Sep. 10	at Maryland	W	28-24
Sep. 17	Miami (FL) (13,13)	L	30-36
Sep. 24	Boston College (NR,25)	L	13-16
Oct. 1	at Wake Forest	L	27-31
Oct. 13	at N.C. State	W	31-10
Oct. 22	Temple	W	37-7
Oct. 29	at Georgia Tech	L	9-10
Nov. 5	Duke	W	49-20
Nov. 12	Florida State (17,16)	W	35-14
Nov. 19	at South Carolina (19,21)	W	13-9

^ - one overtime

Note: Home games in bold.





Superlatives Under Bowden



Category	Clemson Team High	Opponent Team High
Total Offense	623 vs. Wake Forest, 9/16/00	771 by Florida State, 11/4/00
Plays	95 vs. N.C. State, 10/7/00	97 by Georgia Tech, 10/28/00
Yards Per Play	8.1 vs. South Carolina, 11/22/03	9.3 by Florida State, 11/4/00
Rushing Yards	436 vs. Wake Forest, 9/16/00	365 by Wake Forest, 10/19/02
Rush Attempts	66 vs. Wake Forest, 9/16/00	64 by Wake Forest, 10/19/02
Rushing Touchdowns	6 vs. Maryland, 10/16/99	5 by Virginia Tech, 1/1/01
	6 vs. Missouri, 9/9/00	
Yards Per Rush	7.6 vs. Virginia, 9/23/00	7.5 by Texas A&M, 9/3/05
Longest Rush	77 vs. Georgia Tech, 9/14/02	82 by Florida State, 11/4/00
Passing Yards	420 vs. Duke, 11/2/02	521 by Florida State, 11/4/00
Pass Completions	35 vs. Wake Forest, 11/1/03	39 by Texas Tech, 12/23/02
Pass Attempts	57 vs. Wake Forest, 11/1/03	59 by Louisiana Tech, 12/31/01
Completion % (min. 10 comp.)	85.1 vs. N.C. State, 10/13/01	80.0 by Wake Forest, 10/1/05
Pass Efficiency (min. 10 comp.)	241.1 vs. North Carolina, 11/9/02	210.6 by North Carolina, 10/20/01
Passing Touchdowns	5 vs. Louisiana Tech, 12/31/01	5 by many (3)
Longest Pass	83 vs. North Carolina, 11/9/02	98 by Florida State, 11/4/00
First Downs	31 vs. Middle Tennessee, 9/13/03	31 by Georgia Tech, 10/28/00
Total Touchdowns	9 vs. Missouri, 9/9/00	7 by Texas Tech, 12/23/02
	9 vs. South Carolina, 11/22/03	
Points	63 vs. South Carolina, 11/22/03	55 by Texas Tech, 12/23/02
Field Goals	6 vs. Texas A&M, 9/3/05	4 by Florida State, 11/4/00
		4 by Georgia Tech, 10/6/01
Punting Average (min. 3 punts)	50.3 vs. Virginia, 9/23/00	52.0 by Wake Forest, 10/1/05
Time of Possession	37:58 vs. Texas A&M, 9/3/05	38:56 by Maryland, 11/16/02
Penalties	20 vs. N.C. State, 10/13/01	21 by Mississippi State, 12/30/99
Penalty Yards	181 vs. N.C. State, 10/13/01	188 by Mississippi State, 12/30/99
Turnovers	6 vs. Mississippi State, 12/30/99	6 by Missouri, 9/9/00
		6 by N.C. State, 10/30/04
Third-Down Conversions	12 vs. Georgia Tech, 10/6/01	14 by Virginia, 10/7/04
Third-Down Conversion %	69.2 vs. Missouri, 9/9/00	70.0 by Virginia, 10/7/04
	69.2 vs. Wofford, 9/8/01	
Average Starting Field Position*	47 vs. Missouri, 9/9/00	44 by N.C. State, 10/13/05
	47 vs. South Carolina, 11/20/04	
Punt Return Yards	130 vs. Georgia Tech, 10/28/00	89 by Texas Tech, 12/23/02
Kickoff Return Yards	286 vs. Florida State, 9/25/04	194 by Wake Forest, 9/16/00
Interception Return Yards	84 vs. N.C. State, 10/30/04	85 by Wake Forest, 11/1/03
Interceptions by Defense	5 vs. N.C. State, 10/30/04	5 by Mississippi State, 12/30/99
Fumble Return Yards	55 vs. Georgia, 8/31/02	32 by Virginia Tech, 9/23/99
Sacks by Defense	11 vs. Utah State, 10/16/04	6 by many (4)
Category	Clemson Individual Best	Opponent Individual Best
Total Offense	517 by Woodrow Dantzler vs. N.C. State, 10/13/01	509 by Chris Weinke (Florida State), 11/4/00
Rushing Yards	220 by Woodrow Dantzler vs. Virginia, 9/23/00	179 by Chris Barclay (Wake Forest), 9/4/04
Rush Attempts	31 by Travis Zachery vs. N.C. State, 10/7/00	31 by Tyrone Moss (Miami (FL)), 9/17/05
Rushing Touchdowns	4 by Travis Zachery vs. Duke, 11/6/99	4 by LaMont Jordan (Maryland), 10/16/99
	4 by Chad Jasmin vs. South Carolina, 11/22/03	
Longest Rush	77 by Derrick Hamilton vs. Georgia Tech, 9/14/02	82 by Davy Ford (Florida State), 11/4/00
Passing Yards	420 by Charlie Whitehurst vs. Duke, 11/2/02	521 by Chris Weinke (Florida State), 11/4/00
Pass Completions	34 by Charlie Whitehurst vs. Duke, 11/2/02	35 by George Godsey (Georgia Tech), 10/28/00
Pass Attempts	55 by Charlie Whitehurst vs. Miami (FL), 9/17/05	57 by George Godsey (Georgia Tech), 10/28/00
Completion % (min. 10 comp.)	94.1 by Woodrow Dantzler vs. The Citadel, 9/2/00	100.0 by Darian Durant (North Carolina), 10/20/01
Pass Efficiency (min. 10 comp.)	247.2 by Woodrow Dantzler vs. The Citadel, 9/2/00	210.4 by Darian Durant (North Carolina), 10/20/01
Passing Touchdowns	4 by many	5 by Joe Hamilton (Georgia Tech), 11/13/99
		5 by Philip Rivers (N.C. State), 10/13/01
Receptions	12 by Airese Currie vs. Middle Tennessee, 9/13/03	14 by Kelly Campbell (Georgia Tech), 10/28/00
Receiving Yards	182 by Rod Gardner vs. North Carolina, 10/21/00	209 by Kelly Campbell (Georgia Tech), 10/28/00
Receiving Touchdowns	3 by Rod Gardner vs. North Carolina, 10/21/00	3 by Jericho Cotchery (N.C. State), 10/13/01
		3 by Calvin Johnson (Georgia Tech), 9/11/04
All-Purpose Yards	282 by Justin Miller vs. Florida State, 9/25/04	248 by Kelly Campbell (Georgia Tech), 10/28/00
Total Touchdowns	4 by Travis Zachery vs. Duke, 11/6/99 & 12/1/01	4 by LaMont Jordan (Maryland), 10/16/99
	4 by Chad Jasmin vs. South Carolina, 11/22/03	
Points	24 by Travis Zachery vs. Duke, 11/6/99 & 12/1/01	24 by LaMont Jordan (Maryland), 10/16/99
	24 by Chad Jasmin vs. South Carolina, 11/22/03	
Field Goals	6 by Jad Dean vs. Texas A&M, 9/3/05	4 by Brett Cimorelli (Florida State), 11/4/00
		4 by Luke Manget (Georgia Tech), 10/6/01
Punting Average (min. 3 punts)	50.3 by Jamie Somaini vs. Virginia, 9/23/00	52.0 by Ryan Plackemeier (Wake Forest), 10/1/05
Punt Return Yards	105 by Brian Mance vs. Georgia Tech, 10/28/00	87 by Wes Welker (Texas Tech), 12/23/02
Kickoff Return Yards	282 by Justin Miller vs. Florida State, 9/25/04	160 by Darrell Blackman (N.C. State), 10/13/05
Interception Return Yards	61 by Alex Ardley vs. Maryland, 10/14/00	85 by Eric King (Wake Forest), 11/1/03
Interceptions	3 by Alex Ardley vs. Maryland, 10/14/00	2 by many (4)
Fumble Return Yards	55 by Bryant McNeal vs. Georgia, 8/31/02	32 by Corey Moore (Virginia Tech), 9/23/99
Tackles	27 by Keith Adams vs. South Carolina, 11/20/99	
Sacks	4 by Keith Adams vs. Duke, 11/6/99	
Tackles For Loss	6 by Keith Adams vs. Duke, 11/6/99	

* - in teams' own territory; Note: Teams' "points" and "total touchdowns" include defensive and special teams' points; **bold** denotes a Clemson home game.



Assistant Coaches



Brad Scott

**Assistant Head Coach
Offensive Line
7th Season**

Coaching Experience

Assistant coach at DeSoto County High in Arcadia, FL (1979)...assistant coach at Hardee County High in Wauchula, FL...head coach at DeSoto County High in Arcadia, FL (1982,83)...graduate assistant coach at The Citadel (1981,82)...graduate assistant coach at Florida State (1983-85)...tight end coach/recruiting coordinator at Florida State (1985-90)...offensive coordinator/offensive line coach at Florida State (1990-93)...head coach at South Carolina (1994-98)...assistant head coach/tight ends at Clemson (1999,00)...assistant head coach/offensive coordinator/tight ends at Clemson (December 2000-03)...assistant head coach/offensive line coach at Clemson (2004,05).

Playing Experience

Three-year letterman and two-year starter on the offensive line at Missouri-Rolla (1973-75).

Bowl Seasons as a Head Coach

1995 Carquest Bowl

Bowl Seasons as an Assistant Coach

1983 Peach Bowl...1984 Citrus Bowl...1985 Gator Bowl...1986 All-American Bowl...1988 Fiesta Bowl...1989 Sugar Bowl...1990 Fiesta Bowl...1990 Blockbuster Bowl...1992 Cotton Bowl...1993 Orange Bowl...1994 Orange Bowl...1999 Peach Bowl...2001 Gator Bowl...2001 Humanitarian Bowl...2002 Tangerine Bowl...2004 Peach Bowl...2005 Champs Sports Bowl.

Education

B.A. degree in science education from South Florida in 1979...M.S. in athletic administration from Florida State in 1984.

Personal Data

Born September 30, 1954 in Arcadia, FL...married to Daryle...the couple has two sons (Jeff 24, John 21).

Career Highlights

In his first season at South Carolina in 1994, he led the Gamecocks to their first postseason bowl win in school history in the Carquest Bowl...while with the Seminoles, they were 10-0-1 in bowl games...with the win at the Carquest, Scott never tasted a bowl defeat in his first 12 bowl games as a coach...Florida State had a 44-6 (.880) record with Scott as offensive coordinator, which ranked as the most wins by a Division I program during those four years...Florida State also claimed the 1993 national title with Scott running the offense and finished no lower than fourth in the nation in any one season...coached Heisman Trophy winner Charlie Ward...two of his five Seminole recruiting classes were ranked #1 in the nation (1985,89)...the 2000 Clemson offense set 31 records, including total offense and touchdowns...the 2000 team ranked in top 15 in the nation in total offense, scoring, and rushing...as offensive coordinator in 2001, he directed Woodrow Dantzler to the first 2,000-1,000 passing-rushing season in NCAA Division I history...he coordinated two of the top four offenses in Tiger history (2001,03)...has coached a resurgent offensive line in 2005, which includes only one senior on the two-deep...a key reason Clemson has had two players rush for at least 700 yards in 2005, including ACC Rookie-of-the-Year James Davis...coached 2005 Second-Team All-ACC offensive lineman Roman Fry...his son Jeff was the Tigers' holder for three years and is now a high school head coach in Blythewood, SC...his other son John just completed his senior year at Harvard and will attend medical school next year.

Vic Koenning

**Defensive Coordinator
Defensive Backs
1st Season**

Coaching Experience

Graduate assistant/strength training coach at Memphis (1986-90)...defensive backs coach at Memphis (1991-96)...defensive coordinator at Wyoming (1997-99)...head coach at Wyoming (2000-02)...defensive coordinator at Troy (2003,04)...defensive coordinator/defensive backs coach at Clemson (2005).

Playing Experience

Played linebacker at Kansas State (1979-82)...three-year starter and team captain in 1982...pursued a professional career with the Denver Broncos, Green Bay Packers, and Oklahoma Outlaws (USFL) from 1983-86.

Bowl Seasons as an Assistant Coach

2004 Silicon Valley Bowl...2005 Champs Sports Bowl.

Bowl Participation as a Player

1982 Independence Bowl.

Education

B.S. degree in communications from Kansas State in 1983...M.A. degree in athletic administration from Memphis in 1989.

Personal Data

Born February 26, 1960 in Owasso, OK...married to Tracey...the couple has four children (Kimberly 25, Brady 9, Camden 5, and Jackson 4).

Career Highlights

In his first year as the defensive backs coach at Memphis in 1991, he helped lead the Tigers to a 24-10 upset of #14 Southern California in the Los Angeles Coliseum...his second season with the program saw Memphis defense rank third in the nation in total defense and 15th in scoring defense...as the defensive coordinator at Wyoming in 1997, the Cowboys ranked second in the nation in sacks, sixth in pass defense, 17th in scoring defense, and 23rd in total defense; that defense also had a school-record and national-best 24 takeaways...head coach at Wyoming from 2000-02...coached 10 Cowboys who earned first-team all-conference honors and 12 who were second-team selections during his five seasons at Wyoming...as the defensive coordinator at Troy in 2003, his unit ranked sixth in the nation in turnovers forced...in 2004, the Trojans forced 32 turnovers to rank tied for second in the nation behind National Champion Southern California...the Trojans finished 2004 ranked sixth in the nation in pass efficiency defense, eighth in rushing defense, and 10th in scoring defense; the Trojan defense also led the nation in interceptions with 25; Troy finished ninth in the nation in fewest yards per play allowed and 16th in the nation in total defense (311.0)...of the 12 teams Troy faced in 2004, 11 failed to reach their scoring average for the course of the season...two Troy defenders ranked in the top 16 in the nation in interceptions (Johnny Faulk and Derrick Ansley)...his defense featured standout defensive lineman Demarcus Ware, who ranked eighth in the nation in sacks and 13th in tackles for loss...his 2005 Clemson defense is 13th in the nation in scoring defense (18.3) and 25th in pass efficiency defense (111.8)...in the last two games of the regular season, his defense held #16 Florida State (coached by Bobby Bowden) and #19 South Carolina (coached by Steve Spurrier) without an offense touchdown in the two Tiger victories; it was the first time a defensive coordinator has held Bobby Bowden and Steve Spurrier without an offensive touchdown in the same season.

Rob Spence

**Offensive Coordinator
Quarterbacks
1st Season**

Coaching Experience

Assistant coach at Pelham Memorial High in Pelham, NY (1981)...offensive coordinator/junior varsity head coach at Iona Prep in New Rochelle, NY (1982,83)...head coach at Iona Prep (1984-88)...offensive coordinator at Iona (1989)...offensive coordinator/quarterbacks coach at Hofstra (1990)...quarterbacks coach at Holy Cross (1991)...inside receivers/tight ends coach at Maryland (1994-96)...offensive coordinator/quarterbacks coach at Hofstra (1997,98)...associate head coach/offensive coordinator at Hofstra (1999)...co-offensive coordinator/quarterbacks coach at Louisiana Tech (2000)...assistant head coach/offensive coordinator at Toledo (2001-04)...offensive coordinator/quarterbacks coach at Clemson (2005).

Playing Experience

Played tight end at Iona (1978-81).

Bowl Seasons as an Assistant Coach

2001 Motor City Bowl...2002 Motor City Bowl...2005 Champs Sports Bowl.

Education

B.A. degree in social work from Iona in 1981...M.S. degree in education from Iona in 1990.

Personal Data

Born October 10, 1958 in Middletown, DE...married to Susan...the couple has two daughters (Samantha 13 and Sydney Rae 11).

Career Highlights

As the offensive coordinator at Hofstra in 1990, he helped the program to a 12-1 record and a #3 national ranking...coached the quarterbacks at Holy Cross in 1991, helping the Crusaders to an 11-0 record and a #3 national ranking...as an assistant coach at Maryland from 1992-96, he helped the Terrapins set 70 offensive school records...offensive coordinator at Hofstra from 1997-99...in 1998, his offense averaged 38.7 points per game and ranked ninth in the nation in total offense...Hofstra averaged 34 points per game in 1999, and finished with an 11-2 record and #5 national ranking...spent one year as the offensive coordinator at Louisiana Tech, where freshman quarterback Luke McCown threw for 2,533 yards and 21 touchdowns...in his first season as offensive coordinator at Toledo in 2001, his offense ranked in the top 16 in the nation in scoring (34.9), total offense (444.5), and rushing (213.4)...his 2002 offense ranked fifth in the nation with an average of 472 yards per game and 35.4 points per game...the Rockets finished in the top 30 in the nation in rushing and passing in 2002...in 2003, the Rockets ranked 11th in the nation in total offense and sixth in passing efficiency; quarterback Bruce Gradkowski was second in the nation in completion percentage (71.2)...in 2004, the Rockets were one of only four offenses in the nation to record at least 2,000 yards rushing and 3,000 yards passing...the 2004 Toledo team averaged 474.1 yards per game and 35.2 points in a regular season that included a 9-3 overall record and the Mid-American Conference Championship...his 2005 Clemson offense has gained 90.7 more yards per game than the 2004 offense, the eighth-best improvement in the country; the offense also went from the second-worst in the ACC in 2004 to the second-best in 2005...has coached 2005 Second-Team All-ACC quarterback Charlie Whitehurst to a turnaround season, as he has completed a school-record 66.9 percent of his passes and has a solid pass efficiency rating of 134.3.



Assistant Coaches



David Blackwell

**Recruiting Coordinator
Inside Linebackers
3rd Season**

Coaching Experience

Undergraduate assistant coach at East Carolina (1992)...rush end linebackers coach at East Carolina (1993-95)...defensive line coach/recruiting coordinator at Illinois State (1996,97)...linebackers coach/recruiting coordinator at Illinois State (1998,99)...linebackers coach at Pittsburgh (2000-02)...recruiting coordinator/linebackers coach at Clemson (2003-05).

Playing Experience

Played at East Carolina in 1990 as an offensive lineman.

Bowl Seasons as an Assistant Coach

1994 Liberty Bowl...1995 Liberty Bowl...2000 [Insight.com Bowl](#)...2001 Tangerine Bowl...2002 [Insight.com Bowl](#)...2004 Peach Bowl...2005 Champs Sports Bowl.

Education

B.S. degree in exercise science from East Carolina in 1997.

Personal Data

Born May 4, 1971 in Greenville, SC...married to the former Melissa Androutsos.

Career Highlights

In his third season at Clemson as the linebackers coach and recruiting coordinator...a key reason Clemson's defense is 13th in the nation in scoring defense in 2005...has coached Anthony Waters to 102 tackles and 13.5 tackles for loss, both team-bests...his 2005 recruiting class was a consensus top-25 class and ranked as high #16 in the nation...had a lot to do with Clemson's improvement in 2003; he coached All-ACC linebacker Leroy Hill, who was second in the nation in tackles for loss...Hill was then named ACC Defensive Player-of-the-Year in 2004...Clemson was in the top 10 in the nation in sacks and 11th in pass efficiency defense in 2004...was the linebackers coach at Pittsburgh the previous three seasons and was a big reason the Panthers went to a bowl game three straight years...Pittsburgh finished the 2002 season with a 9-4 record and #18 final ranking in the ESPN/ **USA Today** coaches' poll...the season ended on a high note, as the Panthers defeated Oregon State 38-13 in the [Insight.com Bowl](#)...in 2002, the Panthers' point prevention unit ranked 14th in the nation in scoring defense, 12th in total defense, 15th in pass efficiency defense, and 24th in rushing defense; Pittsburgh was one of just a few teams in the nation that finished ranked in the top 25 in all four major categories...has coached eight players who have gone on to sign NFL contracts...an assistant at Illinois State from 1996-99, where he helped lead one of the top turnarounds in NCAA Division I-AA football during that time period...in 1999, Illinois State compiled a school-best 11-3 record and advanced to the semifinals of the Division I-AA playoffs before losing to eventual national champion Georgia Southern...he began his coaching career at East Carolina, his alma mater...he coached the rush linebackers between 1993-95...the Pirates earned trips to the Liberty Bowl in two of those seasons...played on the offensive line for East Carolina in the early 1990s...one of his best games came against national power Florida State as a freshman, when he graded out at 85 percent...his playing career was cut short in 1991 by a neck injury...he served as a student assistant coach in 1992 at East Carolina...attended nearby Berea High School in Greenville, SC.

Burton Burns

**Running Backs
7th Season**

Coaching Experience

Assistant coach at Saint Augustine High in New Orleans, LA (1977-79)...assistant coach at Booker T. Washington High (1980)...assistant head coach/offensive coordinator at Saint Augustine High (1986-94)...assistant coach at Southern (LA) (1981-85)...assistant coach at Tulane (1994-98)...running backs coach at Clemson (1999-05).

Playing Experience

Played fullback at Nebraska (1971-75).

Bowl Seasons as an Assistant Coach

1998 Liberty Bowl...1999 Peach Bowl...2001 Gator Bowl...2001 Humanitarian Bowl...2002 Tangerine Bowl...2004 Peach Bowl...2005 Champs Sports Bowl.

Bowl Participation as a Player

1973 Orange Bowl...1974 Cotton Bowl...1975 Sugar Bowl.

Education

B.S. degree in education from Nebraska in 1976.

Personal Data

Born October 27, 1952...married to the former Connie Winder...the couple has three daughters (Amber 31, Christy 28, Erin 21) and a son (Damon 23).

Career Highlights

Spent the 1997 and 1998 seasons at Tulane directing the Green Wave running attack...during the 1998 season, the Tulane running attack improved to 202.4 yards per game to rank 23rd nationally...earned two letters under legendary Head Coach Tom Osborne at Nebraska (1974,75)...while at Nebraska, the Cornhuskers played in the Orange Bowl, Cotton Bowl, and Sugar Bowl...helped his high school alma mater (Saint Augustine High) win district titles in 1987, 1992, and 1993...also assistant coach at the school from 1977-79 when the Purple Knights won three district titles and back-to-back Class AAAA state titles in 1978 and 1979...coached four future NFL players at Saint Augustine High, including Sean Jackson, Tyrone Hughes, David White, and Louis Age...also coached former New York Jet running back Jerald Sowell while at Tulane...while at Booker T. Washington High in 1980, the school won the district championship...during his stint at Southern, the Jaguars finished in the top two of the Southwestern Athletic Conference on three occasions...coached First-Team All-ACC running back Travis Zachery in 2000 and 2001...Zachery set Clemson record for total touchdowns in a career and a single-season under Burns direction...he also became Clemson's eighth 1,000-yard running back in 2000...Clemson ranked 14th in the nation in rushing in 2000...Clemson has established nearly 100 records on offense since he came to Clemson, including Zachery's career touchdown mark...his running backs were a big reason Clemson averaged 5.7 yards per play in 2003, second-best in school history...helped Reggie Merriweather improve from 56 yards in 2003 to 670 yards and 11 touchdowns in 2004...has coached two Tigers to 700+ yard seasons in 2005, including James Davis (729) and Reggie Merriweather (707)...Davis earned 2005 ACC Rookie-of-the-Year honors thanks to averaging 5.3 yards per carry with eight touchdowns...has four children between the ages of 21 and 31...his youngest child (Damon) played baseball at Texas Southern and had three hits in the upset victory at Rice in the NCAA Tournament in 2004.

Jack Hines

**Tight Ends
7th Season**

Coaching Experience

Assistant coach at Morgantown (WV) High (1973-79)...defensive coordinator/defensive backs coach at Morgantown High (1981-83)...defensive backs coach at Leon High in Tallahassee, FL (1984)...volunteer assistant coach at West Virginia (1980)...graduate assistant coach at Florida State (1985,86)...recruiting coordinator/defensive coordinator/defensive backs coach at Samford (1987-92)...defensive backs coach at Auburn (1993-95)...linebackers/special teams coach at Auburn (1996-98)...defensive backs coach at Clemson (1999-01)...linebackers coach at Clemson (2002)..."Whip" linebackers/rovers at Clemson (2003); tight ends at Clemson (2004,05).

Playing Experience

Lettered one year as a defensive back at West Virginia (1969-71).

Bowl Seasons as an Assistant Coach

1996 Outback Bowl...1996 Independence Bowl...1999 Peach Bowl...2001 Gator Bowl...2001 Humanitarian Bowl...2002 Tangerine Bowl...2004 Peach Bowl...2005 Champs Sports Bowl.

Bowl Participation as a Player

1969 Peach Bowl.

Education

B.S. degree in physical education from West Virginia in 1972...masters in physical education from West Virginia in 1980...earned a specialist education degree in athletic administration from Florida State in 1987.

Personal Data

Born January 28, 1950...married to the former Robyn Bowden...the couple has a son (Robert 24) and a daughter (Jacquelyn 19).

Career Highlights

Was a member of Bobby Bowden's first team as a defensive back at West Virginia...member of Morgantown High staff that won state title in 1983...in 1994, Auburn intercepted 22 passes, the fourth-highest total in school history...Auburn returned eight interceptions for scores during his first two years as secondary coach...in an exciting 30-26 win over Louisiana State in 1994, Auburn picked off five second-half passes and returned three for touchdowns...Auburn won 46 games from 1993-97 with Hines on staff, including 11-0 with a #4 ranking in 1993...Auburn also posted a 20-1-1 record in his first two years at the school...coached those six years at Auburn with Tommy Bowden...coached NFL stars Deion Sanders and Takeo Spikes...Clemson's pass defense ranked 17th in the nation and was the second-best in the ACC in 1999...Clemson ranked eighth in the nation in interceptions in 1999...coached two First-Team All-ACC players in 2000 (Alex Ardley, Robert Carswell)...Carswell was a semifinalist for the Thorpe Award...coached defensive backs Darrel Crutchfield and Carswell, who both went on to the NFL...coached two of the top-10 tacklers in the nation in John Leake and Rodney Thomas in 2002...Jamaal Fudge and Travis Pugh had over 100 tackles in 2003...coached the tight ends in 2004...with first-year Offensive Coordinator Rob Spence at Clemson, his tight ends have seen increased playing time in 2005...both Bobby Williamson and Thomas Hunter have seen significant snaps, including many plays with two tight ends, in 2005...his daughter Jacquelyn just completed her sophomore season on the Clemson women's soccer team.



Assistant Coaches



Marion Hobby

Defensive Line 1st Season

Coaching Experience

Defensive tackles coach at Tennessee-Martin (1995)...head strength and conditioning coach at Louisiana-Lafayette (1996)...defensive tackles coach at Louisiana-Lafayette (1997)...assistant strength and conditioning coach at Tennessee (1998)...defensive ends coach at Mississippi (1999-04)...defensive line coach at Clemson (2005).

Playing Experience

Lettered four times as a defensive end at Tennessee (1986-89)...three-year starter and served as team captain in 1989...First-Team All-SEC in 1989...played three seasons (42 games) in the NFL with the New England Patriots.

Bowl Seasons as an Assistant Coach

1998 Independence Bowl...1999 Independence Bowl...2000 Music City Bowl...2002 Independence Bowl...2004 Cotton Bowl...2005 Champs Sports Bowl.

Bowl Participation as a Player

1986 Sugar Bowl...1986 Liberty Bowl...1988 Peach Bowl...1990 Cotton Bowl.

Education

B.S. degree from Tennessee in 1995.

Personal Data

Born November 7, 1966 in Irondale, AL...married to the former Constance Price...the couple has three daughters (Maria 12, Mariah 12, Camille 4).

Career Highlights

As a defensive end at Tennessee, he was a First-Team All-SEC selection in 1989...named to Tennessee's 100-Year Anniversary team...captain of the 1989 Cotton Bowl team...third-round draft pick of the Minnesota Vikings in 1990...played three seasons with the New England Patriots (1990-92)...began his coaching career at Tennessee-Martin, where he had stints as both the defensive tackles coach (1995) and the head strength and conditioning coach (1996)...coached the defensive tackles at Louisiana-Lafayette in 1997...returned to Tennessee as an assistant strength and conditioning coach for the 1998 season; the Volunteers won the National Championship that season...coached defensive ends at Mississippi from 1999-04...in his first season, the Rebels ranked fourth in the nation in rushing defense, allowing just 78.1 yards per game...helped lead the Rebels to a victory over a top-10 Florida team in 2002...in 2003, his unit helped Mississippi to a #14 national ranking in rushing defense; the Rebels recorded 106 tackles for loss that year, 22 more than the previous season and 51 more than 2001...the 2003 team finished with a 10-3 record, including a win in the Cotton Bowl over Oklahoma State...Hobby coached in five bowl games during his time at Mississippi, and the Rebels won four of those games...recorded bowl wins over Big 12 teams Texas Tech, Oklahoma, Nebraska, and Oklahoma State...coached Derrick Burgess, a third-team All-American and First-Team All-SEC selection, who was also a third-round pick of the Philadelphia Eagles in 2001...coached Charlie Anderson, who was a fifth-round pick of the Houston Texans in 2005...his 2005 defensive line is a big reason Clemson is 13th in the nation in scoring defense.

Dabo Swinney

Wide Receivers 3rd Season

Coaching Experience

Graduate assistant coach at Alabama (1993-95)...wide receivers/tight ends coach at Alabama (1996)...tight ends coach at Alabama (1997)...wide receivers coach at Alabama (1998-00)...wide receivers coach at Clemson (2003-05).

Playing Experience

Lettered three years at Alabama (1990-92)...also a member of the 1988 and 1989 teams...member of the 1992 National Championship team...Academic All-SEC in 1990,92.

Bowl Participation as a Player

1990 Sugar Bowl...1991 Blockbuster Bowl...1991 Fiesta Bowl...1993 Sugar Bowl.

Bowl Seasons as an Assistant Coach

1994 Gator Bowl...1995 Citrus Bowl...1997 Outback Bowl...1998 Music City Bowl...2000 Orange Bowl...2004 Peach Bowl...2005 Champs Sports Bowl.

Education

B.S. degree in commerce & business administration from Alabama in 1993...master of business administration from Alabama in 1995.

Personal Data

Born November 20, 1969 in Birmingham, AL...married to the former Kathleen Bassett...the couple has three sons (Will 6, Drew 5, Clay 2).

Career Highlights

Walk-on who went on to earn a scholarship as a wide receiver at Alabama and lettered three times (1990-92)...member of Alabama's 1992 National Championship team under Gene Stallings...his position coach was Tommy Bowden in 1989 and former Tiger Assistant Coach Woody McCorvey from 1990 to 1992...a member of Sugar Bowl teams in 1990 and 1992 that won the SEC Championship...All-SEC Academic team and SEC Scholar Athlete Honor Roll member in both 1990 and 1992...coached four players at Alabama who have played in the NFL, including Freddie Milons, Alabama's all-time leading receiver in terms total receptions...Milons was an All-SEC selection in 1999 under the tutelage of Swinney...a part of six 10+ win seasons and five top-10 finishes at Alabama as a player and coach...coached in a total of five bowl games while at Alabama...highly regarded recruiter who helped bring in 30 players during his coaching stint at Alabama...after his last season with the Crimson Tide in 2000, he was in private business in Alabama...coached All-ACC receiver Derrick Hamilton in 2003...his receivers contributed to Clemson's 3,687 receiving yards in 2003...in 2004, Aïrese Currie became the first Tiger in 24 years to lead the ACC in receptions per game; Currie had 61 receptions for 868 yards...in 2003, Currie set the single-game school record for receptions in a game (12) against Middle Tennessee...named one of the top-25 recruiters in the nation by Rivals.com in 2005...has coached the ACC's leading receiver each of the last two years...coached wideout Chansi Stuckey to First-Team All-ACC honors in 2005; Stuckey has 62 catches for 761 yards, as the 62 catches leads the ACC by a wide margin...first name is pronounced "DA-boh"...has three sons, Will (6), Drew (5), and Clay (2).

Ron West

Outside Linebackers 7th Season

Coaching Experience

Graduate assistant coach at Livingston (1979)...tight ends at East Carolina (Spring 1980)...offensive line coach at North Texas State (1980)...offensive line/special teams coach at Texas Tech (1981-84)...assistant linebackers coach at Texas Tech (1985)...defensive coordinator/inside linebackers coach at Louisiana-Lafayette (1986-91)...assistant head coach/defensive coordinator/inside linebackers coach at Louisiana-Lafayette (1992)...offensive line coach at Baylor (1993-96)...running game coordinator at Baylor (1996)...offensive line coach at Tulane (1997,98)...offensive line coach at Clemson (1999-03)...defensive line coach at Clemson (2004)...outside linebackers coach at Clemson (2005).

Playing Experience

A member of two Gator Bowl teams as a reserve offensive lineman for Clemson in 1977 and 1978.

Bowl Participation as a Player

1977 Gator Bowl...1978 Gator Bowl.

Bowl Seasons as an Assistant Coach

1994 Alamo Bowl...1998 Liberty Bowl...1999 Peach Bowl...2001 Gator Bowl...2001 Humanitarian Bowl...2002 Tangerine Bowl...2004 Peach Bowl...2005 Champs Sports Bowl.

Education

B.A. degree in industrial education from Clemson in 1979.

Personal Data

Born February 12, 1957...married to the former Becky Horne...they have a son (Brad 22) and a daughter (Lori 19).

Career Highlights

At Southwestern Louisiana, West's defenses ranked among the nation's top 20 in total defense three times...his defense was ranked in the top 25 nationally in at least one defensive category for six consecutive seasons...was part of the Baylor team that won the 1994 Southwest Conference championship...under the guidance of West, the offensive line helped the Tulane offensive unit produce almost 4,700 yards of total offense and a school-record 375 points in 1997; the offensive line gave up just 11 sacks...in 1998, the offensive line helped Tulane become the only school in the nation to average over 300 yards passing and 200 yards rushing during the regular season...despite the nation's smallest offensive line, Clemson averaged 403 yards in 1999, set 26 offensive records, and scored 42 touchdowns...transferred to Clemson from Marion Institute, where he was a junior college All-American...coached three-time First-Team Academic All-American Kyle Young...Clemson ranked 10th in the nation in rushing in 2000...his offensive line paved the way for Woodrow Dantzler to become the first Division I player in NCAA history to pass for 2,000 yards and rush for 1,000 more in a season...moved from the offensive line to the defensive line in 2004...helped Clemson to an ACC-best 42 sacks in 2004...has coached bandit end Gaines Adams, and honorable mention All-American, to an outstanding 2005 season, as he has totaled 7.5 sacks...was a common denominator on the offensive staff of three of the top five offenses in Tiger history...Clemson set over 150 records on offense the five years West was on the offensive staff...his son Brad is a Daniel High graduate and is a two-time captain on the Appalachian State football team; the Mountaineers played for the 2005 Division I-AA National Championship.



#93 Gaines Adams • DE • *Jr.

Overview: Honorable mention All-America defensive lineman according to **Pro Football Weekly**...Honorable Mention All-ACC selection...active player who can deflect a pass at the line of scrimmage or down field...his 6'5" height has a lot to do with his eight pass breakups, most on the team...on track to become the first Clemson defensive lineman to lead the team in pass breakups since Mark Heniford in 1977...his eight passes deflected are the most by a Tiger defensive lineman for one season in school history...tied for fifth in the ACC and 37th in the nation in caused fumbles (3)...tied for seventh in the ACC in sacks (7.5)...finished the regular season with 49 tackles to rank eighth on the team...has 7.5 sacks to lead the team, and his 12.5 tackles for loss rank second best on the team...has 12.5 sacks over the last two years, more than any other active Tiger...named ACC Defensive Lineman-of-the-Week for his performance against Maryland when he had 2.5 sacks and eight tackles...Clemson's defensive player-of-the-game for his performance against #16 Florida State when he had 2.5 tackles for loss and 1.5 sacks to go with three quarterback pressures...for his career, he is a veteran of 34 games; he has missed just one game in three years...started all 11 games this year and 11 over his career...has made steady progress each year, as he has gone from 15 to 35 to 49 tackles in his three years...has 13.5 career sacks and 24.5 career tackles for loss...has more career quarterback pressures (39) than any other Tiger, as 27 of them have taken place this year...has 14 career pass breakups...has three caused fumbles, all this year...needs one tackle against Colorado to reach an even 100 for his career...had a solid year; he has made at least two tackles in every game this year and has a steak of 24 straight games with at least one tackle...has had at least four tackles in each of the last eight games...had a career-high eight tackles in the win over Maryland in 60 snaps...had 2.5 sacks in the win over Temple...finished the year strong with 2.5 tackles for loss against #16 Florida State and three against #19 South Carolina...had a sack that caused a fumble in each Clemson win over a top-20 team to close the regular season...has 12.5 tackles for loss, and nine have come in the last five games; five of his 7.5 sacks have also taken place during that time...has 13 quarterback pressures over his last four games...has had at least one tackle for loss in 14 of his last 22 games.

Prior to 2005: Tied for second on the team in sacks in 2004 as a sophomore, quite an accomplishment considering he started just one game...had five sacks and eight tackles for loss as a top reserve defensive end...only start in 2004 was against Texas A&M...top all-around athlete; his 9'11" broad jump is sixth best on the team...has a 38" vertical leap, which comes in handy with his 6'5" frame...tied for 10th in the ACC in sacks as a sophomore...had two blocked punts in 2004...had a season-high six tackles in the win over Wake Forest in 2004...had two sacks and a blocked punt against Utah State...had at least one tackle for loss in seven of the 11 games in 2004...won the 12th Man Award for the 2004 Clemson defense from the Tiger coaching staff...second-team defensive end in 2003 when he had 15 tackles in 12 games as a red-shirt freshman...played 172 snaps, but 161 of them came in the last eight games of the season, therefore he came on strong...played 27 snaps in the Peach Bowl against #6 Tennessee; had a pass deflection in that game...had his best game against #3 Florida State in 2003 when he had four tackles, including two for loss and one a sack...had 13 of his 15 tackles in his last four games...red-shirted the 2002 season, so he was at the Tangerine Bowl in 2002, but did not play...had 22 sacks in 2001 at Fork Union...three-year starter at Cambridge Academy in Greenwood, SC, where he played for former South Carolina quarterback Steve Tannehill...born June 8, 1983...majoring in sport management.

Adams 2004 Game-By-Game Stats

Date	Opponent	Plays	Hit	Ast	Tot	TFL	Sacks	QP
9-4	WAKE FOREST	29	5	1	6	1-1		
9-11	GEORGIA TECH	37	3	1	4	1-5	1-5	
9-18	at Texas A&M	*48	3	1	4			1
9-25	at Florida State	29	1	1	2			
10-7	at Virginia	31	2	0	2	1-2		
10-16	UTAH STATE	30	3	0	3	2-9	2-9	
10-23	MARYLAND	25	2	2	4	1-1	1-1	
10-30	N.C. STATE	32	1	1	2			
11-6	at Miami (FL)	33	1	0	1	1-3		2
11-13	at Duke	31	1	2	3	1-5	1-5	1
11-20	SOUTH CAROLINA	21	0	4	4			1
Totals		346	22	13	35	8-26	5-20	5

* - start; Note: Had a blocked punt (one punt return for 14 yards) against Utah State and a blocked punt (one punt return for no yards) against South Carolina.

Adams 2005 Game-By-Game Stats

Date	Opponent	Plays	Hit	Ast	Tot	TFL	Sacks	QP
9-3	TEXAS A&M	*48	3	0	3			2
9-10	at Maryland	*60	3	5	8	2.5-17	2.5-17	3
9-17	MIAMI (FL)	*63	2	0	2			
9-24	BOSTON COLLEGE	*61	3	1	4			3
10-1	at Wake Forest	*55	3	2	5	1-6		2
10-13	at N.C. State	*49	5	1	6			3
10-22	TEMPLE	*35	3	1	4	2.5-13	2.5-13	1
10-29	at Georgia Tech	*60	2	2	4	1-6		4
11-5	DUKE	*42	1	3	4			3
11-12	FLORIDA STATE	*50	3	1	4	2.5-10	1.5-7	3
11-19	at South Carolina	*56	5	0	5	3-8	1-4	3
Totals		579	33	16	49	12.5-60	7.5-41	27

* - start; Note: Had a caused fumble at Wake Forest; had a caused fumble against Florida State; had a caused fumble at South Carolina.

Adams Career Stats

Year	GP-S	Plays	Hit	Ast	Tot	TFL	Sacks	Int	QP	PBU	CF-RF
2003	12-0	172	11	4	15	4-8	1-1	0-0	7	2	0-0
2004	11-1	346	22	13	35	8-26	5-20	0-0	5	4	0-0
2005	11-11	579	33	16	49	12.5-60	7.5-41	0-0	27	8	3-0
Totals	34-12	1097	66	33	99	24.5-94	13.5-62	0-0	39	14	3-0

#18 Curtis Baham • WR • *Sr.

Overview: Two-year starter at wide receiver who is third on the team in receptions with 29 for 451 yards...leads the team in yards per catch with a 15.6 figure...had his top game against Maryland this year when he caught just two passes, but both those receptions went for touchdowns, including a 51-yarder that brought Clemson within three points in the fourth quarter...named Clemson's offensive player-of-the-game against the Terrapins by the Tiger coaching staff...had four touchdown receptions, tied for the team lead in that category...all four of the touchdowns took place within the first six games of the year...had a six-yard scoring catch at N.C. State in nationally-televised Thursday night game...had a touchdown catch against #13 Miami (FL) on a fourth-down play at the end of the first overtime to extend the game; Charlie Whitehurst became Clemson's career touchdown pass leader with that overtime throw against the Hurricanes...has seven career touchdown receptions overall, first among active Tiger receivers...had his best game of the season in terms of yardage with five catches for 87 yards against Miami's #1 ranked ACC defense...had five catches for 64 yards in the regular-season finale at South Carolina...had three receptions for 82 yards at Wake Forest...got off to a productive start in terms of yards per catch; he had 14 catches for 312 yards after five games, good for a 22.3 yards-per-catch figure that led the ACC; did not have the average the second half of the season, but still had an impact...had a combined eight catches for 94 yards in the two wins over #16 Florida State and #19 South Carolina to close the regular season...has 67 career catches, second among active Tigers behind Chansi Stuckey's 89...ranks 23rd in Clemson history in career receptions...needs 120 receiving yards against Colorado to reach 1,000 for his career...has had quite a fall; he is from New Orleans and his family was displaced by Hurricane Katrina; many of his relatives stayed in his dorm room at Clemson when it made landfall; played his best game at Maryland the week after the hurricane hit the coast...has started at least one game each of the last three years; he is a veteran of 36 career games...started every game this year with the exception of the Texas A&M game...has started 14 of the last 15 games...Clemson is 12-5 in the 17 games he has started over his career...has played in two bowl games, including the 2002 Tangerine Bowl and the 2003 Peach Bowl...had two catches for 25 yards against #6 Tennessee in the 2003 Peach Bowl.

Prior to 2005: Fourth on the 2004 team in receptions (16)...had three catches for 41 yards against Georgia Tech for one of his top games of the season...had his best game of the year against #10 Miami (FL) when he had four receptions for 56 yards in the win over the Hurricanes in the Orange Bowl...fifth among receivers in 2003 with 22 catches in 13 games...had a career-high six catches at Wake Forest for 50 yards...had four catches for 37 yards in the win over #24 Virginia in 2003...had his first career touchdown when he caught a four-yard scoring pass from Charlie Whitehurst against Duke...had just two catches in his first five games, then 20 in the last eight in 2003...played three snaps against North Carolina and Texas Tech in his two total games played in 2002...red-shirted the 2001 season...came to Clemson as a defensive player...played at J.T. Curtis High School in New Orleans...recruited to Clemson



by Burton Burns, also a native of New Orleans...born Roy Curtis Baham on Jan. 12, 1983...his father Curtis played in the NFL for the Seattle Seahawks in 1987...majoring in sport management.

Baham 2005 Game-By-Game Stats

Date	Opponent	Plays	Rec	Yds	Avg	TD	LG
9-3	TEXAS A&M	29	3	49	16.3	0	21
9-10	at Maryland	*30	2	57	28.5	2	51
9-17	MIAMI (FL)	*60	5	87	17.4	1	38
9-24	BOSTON COLLEGE	*38	1	37	37.0	0	37
10-1	at Wake Forest	*53	3	82	27.3	0	37
10-13	at N.C. State	*34	2	12	6.0	1	6
10-22	TEMPLE	*26	0	0	---	0	---
10-29	at Georgia Tech	*42	4	25	6.3	0	11
11-5	DUKE	*37	1	8	8.0	0	8
11-12	FLORIDA STATE	*40	3	30	10.0	0	17
11-19	at South Carolina	*42	5	64	12.8	0	28
Totals		431	29	451	15.6	4	51

* - start

Baham Career Stats

Year	GP-S	Plays	Rec	Yds	Avg	TD	LG	Car	Yds	TD	LG
2002	2-0	6	0	0	0	0	---	0	0	0	---
2003	13-1	306	22	241	11.0	1	23	1	3	0	3
2004	10-6	455	16	188	11.8	2	24	0	0	0	---
2005	11-10	431	29	451	15.6	4	51	0	0	0	---
Totals	36-17	1198	67	880	13.1	7	51	1	3	0	3

#86 Charles Bennett • DE • *Sr.

Overview: Consistent defensive end who is a big reason Clemson ranks 13th in the nation in scoring defense...named to the all-state team by the Orangeburg Touchdown Club...veteran of 45 career games and 21 starts...went over the 1,000 mark in career plays in the win over #19 South Carolina...starter for the last two years; he has started 21 of the last 22 games...has 24.5 career tackles for loss, including 14 as a junior and 9.5 this year...incredibly, has the same amount of career tackles for loss as his defensive end mate Gaines Adams...has four career caused fumbles and one recovered fumble...has the ability to get out in pass coverage if necessary; he has three career interceptions...two of his three career interceptions have been huge plays at the end of games...had an interception against N.C. State on the last play of the game at the goal line to preserve a six-point victory in 2004; then had an interception of a tipped pass on South Carolina's final play with just a couple of minutes left to preserve a 13-9 win in 2005; the Tigers then ran out the clock and South Carolina never had the ball again...also had an interception at Duke in 2004...has 9.5 tackles for loss for the season, 7.5 of which took place in the last five games of the regular season...had three tackles for loss for eight lost yards, including a sack, in the win over #16 Florida State...had 11 tackles and four tackles for loss combined in the wins over top-20 teams from Florida State and South Carolina to end the regular season...had six tackles in the season finale at #19 South Carolina, including a tackle for loss...one of the leaders of the 2005 team and a reason Clemson has been in every game this year...also had a caused fumble in the win at #19 South Carolina...named Clemson's defensive player-of-the-game against #13 Miami (FL) and Temple by the Tiger coaches...had a season-high eight tackles against #13 Miami (FL), including a sack on Miami's next-to-last possession that gave Clemson the ball and ability to kick the game-tying field goal; also had three quarterback pressures...had six tackles, including 2.5 tackles for loss, against Temple...has played at least 40 snaps in 10 of the 11 games this year; he has started every game this year and has a streak of 19 starts in a row entering the bowl game; that is actually the second-longest active streak of consecutive starts by a Tiger, including the most consecutive starts by a Tiger defender...has at least one tackle for loss in 15 of the last 20 games...had just two tackles against Duke, but had five quarterback pressures, most by a Tiger this year...one of six active Tigers to play at least 45 games over the last five years...has played in two bowl games, the 2002 Tangerine Bowl and the 2003 Peach Bowl...consistent player who had 30 first hits in 11 games as a junior and has 30 first hits in 11 games as a senior...had 48 tackles in 2004 and has 45 in 2005.

Prior to 2005: Listed as the 16th-best defensive end in the nation by **Lindy's** entering the 2005 season...ranked in the top 10 in the ACC in tackles for loss, sacks, and caused fumbles in 2004...one of the most improved players in the

ACC from his sophomore year to junior year; he went from 10 tackles as a sophomore to 48 as a junior...his 48 tackles in 2004 ranked first among Tiger defensive linemen...had five sacks to rank 10th in the ACC in 2004...had three caused fumbles, most by a Tiger since Bryant McNeal had four in 2001...had a career-high 10 tackles at Florida State...had 14 tackles for loss in 2004, all within the last nine games...had two sacks against Utah State...had two tackles for loss and seven tackles in the win at #10 Miami (FL); had two caused fumbles in that game as well...his 39-yard interception return against N.C. State on the last play of the game was the longest interception return of the year by a Tiger...played in nine games on defense and 12 overall in 2003...had his biggest play as a sophomore in the Peach Bowl when he had a 14-yard sack of Casey Clausen; that was his first career sack, and he played a season-high 18 plays in that bowl game...reserve defensive end behind Khaleed Vaughn that year...played in 11 games in 2002, including four on defense and 11 on special teams...played four snaps in Tangerine Bowl against Texas Tech...red-shirted the 2001 season...one of the top-16 defensive ends in the nation according to **USA Today** coming out of high school...top 125 player according to many services...had 14 sacks and 22 tackles for loss his senior year at Camden High School...played in the North-South All-Star Game in Myrtle Beach, SC after his senior year...born Charles D. Bennett on April 4, 1983...majoring in human resource development.

C. Bennett 2004 Game-By-Game Stats

Date	Opponent	Plays	Hit	Ast	Tot	TFL	Sacks	QP
9-4	WAKE FOREST	*57	3	0	3			3
9-11	GEORGIA TECH	*20	0	1	1			
9-18	at Texas A&M	29	4	1	5	2-5		
9-25	at Florida State	*53	5	5	10	2-5		
10-7	at Virginia	*50	2	1	3	1-1		1
10-16	UTAH STATE	*27	2	2	4	2-24	2-24	3
10-23	MARYLAND	*42	2	1	3	1-9	1-9	
10-30	N.C. STATE	*52	1	1	2			1
11-6	at Miami (FL)	*52	4	3	7	2-11	1-6	2
11-13	at Duke	*40	4	1	5	3-14	1-9	
11-20	SOUTH CAROLINA	*30	3	2	5	1-1		1
Totals		452	30	18	48	14-70	5-48	11

* - start; Note: Had a caused fumble and an interception for 39 yards against N.C. State; had two caused fumbles at Miami; had an interception for four yards at Duke.

C. Bennett 2005 Game-By-Game Stats

Date	Opponent	Plays	Hit	Ast	Tot	TFL	Sacks	QP
9-3	TEXAS A&M	*46	2	1	3			
9-10	at Maryland	*49	0	2	2			2
9-17	MIAMI (FL)	*60	5	3	8	1-9	1-9	3
9-24	BOSTON COLLEGE	*44	2	1	3			
10-1	at Wake Forest	*51	6	1	7	1-2		
10-13	at N.C. State	*45	0	1	1			2
10-22	TEMPLE	*24	4	2	6	2.5-6	0.5-1	1
10-29	at Georgia Tech	*45	2	0	2	1-1		
11-5	DUKE	*37	1	1	2			5
11-12	FLORIDA STATE	*44	4	1	5	3-8	1-1	3
11-19	at South Carolina	*50	4	2	6	1-1		
Totals		495	30	15	45	9.5-27	2.5-11	16

* - start; Note: Had a recovered fumble at Maryland; had a caused fumble and an interception for five yards at South Carolina.

C. Bennett Career Stats

Year	GP-S	Plays	Hit	Ast	Tot	TFL	Sacks	QP	PBU	CF-RF
2002	11-0	22	2	2	4	0-0	0-0	0	0	0-0
2003	12-0	78	6	4	10	1-14	1-14	4	0	0-0
2004	11-10	452	30	18	48	14-70	5-48	11	2	3-0
2005	11-11	495	30	15	45	9.5-27	2.5-11	16	0	1-1
Totals	45-21	1047	68	39	107	24.5-111	8.5-73	31	2	4-1

#63 Nathan Bennett • OG • *Jr.

Overview: Has started seven of the 11 games at offensive guard...third on the team in knockdown blocks (66.5)...tied for second on the team in intimidation blocks (12)...led the team in knockdown blocks in three of the first four games...led the team with eight knockdowns against #17 Texas A&M when he graded 78 percent...played a team-high 62 snaps and had a season-high 12.5 knockdown blocks in the win at Maryland...led the Tigers in knockdowns against #25 Boston College when he had nine, including four intimidation blocks; came off the bench



in that game and played just 44 plays; that tied for the most intimidation blocks in a game this season...had 6.5 knockdown blocks at Wake Forest when he returned to the starting lineup...started seven of the first eight games of the year; he did not start the last three...did not play in two of the last three games due to suspension...veteran of 33 games overall, including 24 as a starter...fifth among active players in career starts (24)...has played 501 snaps in 2005 and 1,610 for his career...has played at least 500 snaps in each of the last three years...has played over 500 snaps for the third-straight year...had his best game of the year in terms of coaches film grade at Georgia Tech when he graded 84 percent and had 8.5 knockdown blocks...came off the bench to grade 80 percent and collect 9.5 knockdown blocks against #16 Florida State...basically a three-year starter who will return for his fourth year in 2006...has played in one bowl game; he was a reserve in the 2003 Peach Bowl victory over #6 Tennessee.

Prior to 2005: Started 10 of the 11 games in 2004 at offensive guard, and started seven of the 13 games at a guard position in 2003 as a red-shirt freshman...had 44 knockdown blocks in 2004 to rank third on the team...had 45 knockdown blocks in 13 games as a freshman...ranked as the 23rd-best offensive guard in the nation by **Phil Steele** entering 2005...had five games where he graded in the 80s in 2004; he had an 82-percent grade in win over #10 Miami (FL)...had six knockdown blocks in the win over South Carolina...had a season-high 88 percent grade against Wake Forest to open the 2004 season...started the first six games of the 2003 season at right guard...also started the Florida State game when Clemson upset the #3 Seminoles 26-10, the highest-ranked team Clemson has defeated in its history; had a season-high 12 knockdown blocks in that game...played 599 snaps during the 2003 season in 13 games...played 24 snaps in 2003 Peach Bowl against #6 Tennessee...had a 75.1-percent average film grade in 2003 as a freshman...red-shirted the 2002 season; he attended the Tangerine Bowl game against Texas Tech, but did not play...played at Paulding County High School in Dallas, GA...born Jan. 19, 1984...majoring in sport management.

#20 Tramaine Billie • LB • Jr.

Overview: Starting linebacker for the Tigers the last year and a half...has 88 tackles to rank third on the team; eight of those tackles are on special teams...one of the top special teams players for the Tigers; he twice was honored as the special teams player-of-the-game by the Clemson coaches, including once for the Duke game and once for the South Carolina game...finished the regular season strong with 12 tackles at #19 South Carolina in 40 snaps; tied for team honors in that 13-9 win over the Gamecocks...has 21 tackles in two career starts against South Carolina...it was a special game for the native of Eastover, SC, which is near Columbia...had a career-high 13 tackles in 55 plays against #25 Boston College...has started all 11 games this year and 17 in a row over two years...his insertion into the starting lineup paralleled Clemson's improvement in 2004; the Tigers were 5-1 at the close of 2004 with Billie in the starting lineup; therefore the Tigers are 12-5 with Billie as a starter, and Clemson has been in every game...Clemson has lost all five games he has started by six points or less...had 10 tackles in win at Maryland; he also had two tackles for loss...his only sack came at Wake Forest when he had eight tackles...had seven stops in the win over #16 Florida State; so he had 19 combined tackles in the two wins against top-20 teams from Florida State and South Carolina to close the season...has had some big plays throughout the season; he had a caused fumble in the win at Maryland, a recovered fumble at Wake Forest, and a blocked field goal against Duke...has played 504 snaps for the year, including at least 30 in every game...for his career, he has 169 tackles, including 14 for loss...has an even 100 first hits for his career, and his 12th play against Colorado will be this 1,000th on defense as a Tiger...has two career takeaways, including an interception against Georgia Tech in 2004 and the fumble recovery at Wake Forest in 2005...wears #20 because his favorite all-time Tiger and NFL player is Brian Dawkins...has made steady improvement over his career, going from 19 tackles as a freshman to 62 as a sophomore to 88 as a junior.

Prior to 2005: Fifth on the 2004 team in tackles (62); he had 39 of the 62 over the last five games of the season...had six of his nine tackles for loss in 2004 over the last four games of the season and both of his quarterback sacks...44 of his 62 tackles were first hits in 2004...had a season-high 10 tackles in the win over N.C. State, it was just his third career start...had a caused fumble in the season opener against Wake Forest...had seven tackles in the overtime win at #10 Miami (FL)...had nine tackles in the win over South Carolina...played

74 snaps on defense in nine games as a first-year freshman in 2003...did not play in the first three games; he was slated to be red-shirted...had six tackles in 10 plays in his first career game at Georgia Tech...had three stops in the win over #3 Florida State, all on special teams...a running back in high school; he was rated as the 17th-best running back in the nation by **Tom Lemming**...rushed for 2,003 yards and 19 touchdowns as a junior...had some injuries as a senior when he gained 1,570 yards and 17 touchdowns in just eight games...also MVP of the track team...a finalist for Mr. Football in the state of South Carolina...from the same hometown (Eastover, SC) as former Clemson All-ACC basketball point guard Edward Scott...born Nov. 15, 1983...majoring in community recreation management.

Billie 2004 Game-By-Game Stats

Date	Opponent	Plays	Hit	Ast	Tot	TFL	Sacks	Int
9-4	WAKE FOREST	9	2	1	3			
9-11	GEORGIA TECH	12	2	1	3			
9-18	at Texas A&M	40	6	0	6	2-6		
9-25	at Florida State	33	6	2	8	1-3		
10-7	at Virginia	21	0	1	1			
10-16	UTAH STATE	*37	1	1	2			
10-23	MARYLAND	*50	5	3	8			
10-30	N.C. STATE	*60	8	2	10	1-5		
11-6	at Miami (FL)	*61	5	2	7	2-5		
11-13	at Duke	*44	4	1	5	1-6	1-6	
11-20	SOUTH CAROLINA	*43	5	4	9	2-12	1-11	
Totals		410	44	18	62	9-37	2-17	0-0

* - start; Note: Had a caused fumble against Wake Forest; had an interception against Georgia Tech.

Billie 2005 Game-By-Game Stats

Date	Opponent	Plays	Hit	Ast	Tot	TFL	Sacks	Int
9-3	TEXAS A&M	*41	3	2	5			
9-10	at Maryland	*60	6	4	10	2-12		
9-17	MIAMI (FL)	*53	3	4	7	1-1		
9-24	BOSTON COLLEGE	*55	6	7	13			
10-1	at Wake Forest	*65	6	2	8	1-12	1-12	
10-13	at N.C. State	*42	6	1	7			
10-22	TEMPLE	*30	2	3	5			
10-29	at Georgia Tech	*48	3	2	5	1-2		
11-5	DUKE	*37	3	6	9			
11-12	FLORIDA STATE	*33	3	4	7			
11-19	at South Carolina	*40	7	5	12			
Totals		504	48	40	88	5-27	1-12	0-0

* - start; Note: Had a caused fumble at Maryland; had a recovered fumble at Wake Forest; had a blocked field goal against Duke.

Billie Career Stats

Year	GP-S	Plays	Hit	Ast	Tot	TFL	Sacks	Int	QP	PBU	CF-RF
2003	9-0	74	8	11	19	0-0	0-0	0-0	0	0	0-0
2004	11-6	410	44	18	62	9-37	2-17	1-0	5	0	1-0
2005	11-11	504	48	40	88	5-27	1-12	0-0	4	2	1-1
Totals	31-17	988	100	69	169	14-64	3-29	1-0	9	2	2-1

#28 Kyle Browning • RB • *Sr.

Overview: Senior running back who has always made a contribution when called upon...third on the team in rushing with 106 yards on 33 carries...also has contributed six receptions for 98 yards...made his big play of the year when he caught a 41-yard scoring pass over the middle from Charlie Whitehurst against Temple; it was his second career touchdown reception; he also caught the game-winner against Wake Forest in 2004 that gave Clemson the lead in overtime...carried the ball in six of the 11 games during the regular season...had a season-high 72 all-purpose yards against Temple when he had eight carries for 23 yards and three catches for 49 yards, including the aforementioned touchdown...named Clemson's Subway Sub-of-the-Game against Temple by the Clemson Radio Network...had six carries for 33 yards at Georgia Tech...had his final carries in the regular season at home against Duke when he had two rushes for 12 yards...will always be remembered by Tiger fans for scoring the winning touchdown in overtime against Wake Forest in 2004 and for the score on an eight-yard run on a "Panther Play" against #6 Tennessee in the 2003 Peach Bowl...has a solid career rushing average of 4.7; he has 81 carries for 379 yards for his career...also very capable receiver with 12 catches for 120 yards...has four career touchdowns, including two rushing and two



Tiger Bios



receiving...veteran of 36 games, including three as a starter...smallest player on the team at 5'7", but strongest on the team in terms of the power index.

Prior to 2005: Ranked fourth on the team in rushing in 2004 as a junior...had five carries for 80 yards against Georgia Tech for his top game as a Tiger in terms of rushing...had a 54-yard touchdown run, second longest by a Tiger running back under Tommy Bowden...third on the team in rushing as a sophomore when he had career-high 152 rushing yards...starter against Middle Tennessee and Georgia Tech; he had 11 rushes for 53 yards against the Blue Raiders...played just one snap in the 2003 Peach Bowl against #6 Tennessee, but he made it count with an eight-yard touchdown run on a trick play...played in just one game in 2002 as a red-shirt freshman...red-shirted the 2001 season...played at Union High School where he was a teammate and classmate of current Indianapolis Colt receiver Roscoe Crosby...had 1,675 rushing yards as a junior, then had had 1,841 rushing yards as a senior...born Jan. 27, 1983...majoring in management.

Browning Career Stats

Year	GP-S	Plays	Car	Yds	Avg	TD	LG	Rec	Yds	TD
2002	1-0	6	5	16	3.2	0	7	0	0	0
2003	13-2	125	29	152	5.2	1	21	1	7	0
2004	11-1	91	14	105	7.5	1	54	5	15	1
2005	11-0	112	33	106	3.2	0	10	6	98	1
Totals	36-3	334	81	379	4.7	2	54	12	120	2

#95 Brandon Cannon • DE • *Jr.

Overview: Has come on strong at the end of the year at defensive end...made large contribution to the defensive effort against #16 Florida State when he recorded a pair of sacks...has just four tackles all year, but three of them were in eight plays against the Seminoles; two of those were sacks for 23 lost yards; it was the most negative yards on sacks in a game by a Tiger all year...played 47 snaps the entire year...has played in 13 games in his career on defense for 82 plays...figures to be in the mix at defensive end in 2006...Clemson is 10-1 in the 11 games he has played on defense in his career.

Prior to 2005: Played in 15 snaps in four games in 2004 and did not make a tackle...played 20 snaps in three games as a freshman in 2003...red-shirted the 2002 season...played in the Tennessee-Georgia High School All-Star game after his senior year at Stephenson High School...a top-50 player in Georgia by **Atlanta Constitution**...born Jan. 5, 1984...majoring in management.

Cannon Career Stats

Year	GP-S	Plays	Hit	Asst	Tot	TFL	Sacks	QP	PBU	CF-RF
2003	3-0	20	0	0	0	0-0	0-0	0	0	0-0
2004	4-0	15	0	0	0	0-0	0-0	0	0	0-0
2005	6-0	47	4	0	4	2-23	2-23	1	0	0-0
Totals	13-0	82	4	0	4	2-23	2-23	1	0	0-0

#67 Christian Capote • OT • *So.

Overview: Second-team offensive tackle who has played in nine games on special teams and six of the 11 games on offense...played a season-high 18 plays against Temple...had a strong finish to the regular season; he had a 90-percent grade on 10 plays in the win over Duke and an 86-percent grade in seven plays against #16 Florida State...had three knockdown blocks in just seven plays against the Seminoles...a native of Miami, FL; he played 13 plays and had a 76-percent grade in the triple-overtime game against #13 Miami (FL)...graded 80 percent or higher in four of the six games he played on offense.

Prior to 2005: Played in the Utah State game as a reserve in 2004, his only appearance of the season...red-shirted the 2003 season...did not allow a sack his senior year of high school when he had 117 pancake blocks...a three-year starter at Miami Killian High School...will be returning to his home state for the Champs Sports Bowl...born Aug. 1, 1985...majoring in health science.

#30 Cole Chason • P • *Jr.

Overview: Three-year starter at punter; has 34 career starts to rank third among active players...has started 20 games in a row; the last time he did not start was the 2004 Georgia Tech game and that was on a technicality; Charlie Whitehurst had the first punt of the game on a punt from a shotgun

formation...also Clemson's holder; he might have made his biggest play of the year in that role; caught a poor snap on the game-winning field goal against #17 Texas A&M and recovered to make a perfect placement on Jad Dean's game-winner from 42 yards out with just two seconds left...has a career punting average of 38.7 and 48 career punts inside the 20...had his best all-around game of 2005 when he had nine punts for a 38.3-yard average against #25 Boston College; had a season-high and career-high-tying four punts inside the 20 in that game...has a season-best 40.0-yard net punting figure against Duke on four punts, helping the Tigers to a 29-point win...had a 40.0-yard average on two punts at N.C. State...had one of his best all-around games as a Tiger against #6 Tennessee in the 2003 Peach Bowl when he had a 42.0-yard average on five punts and a 41.0-yard net average for the game; also had two punts inside the 20...has six career games in which he has had a 40-yard net punting figure; four of the six have come within the last two games of a season...has had four blocked punts this season after having just two in the previous two years combined...solid student who has been named to the academic honor roll each of the last two years...has served as the holder on placekicks since the Virginia game of 2003, a streak of 30 consecutive games.

Prior to 2005: Winner of the Solid Rock Award among Tiger kickers for 2004...averaged over 36 yards in terms of net punting his first two seasons...had a 36.5-yard figure in 2003 and 36.2-yard mark in 2004...had a 40-yard average in eight of the 11 games in 2004...top net punting game as a Tiger was a 43.8-yard figure against South Carolina in 2003...eighth in the ACC in punting in 2004 with a 40.2-yard average...had a season-high 45-yard average in the win over Maryland on eight punts...allowed just 14 punt return yards on 23 punts over the last four games of the 2004 season...had 19 punts inside the 20 as a freshman in 2003 when he started all 13 games...his 36.5-yard net punting average in 2003 was best by a Tiger in eight years...had three punts inside the 20 in the win over #3 Florida State...all-state punter and placekicker at Greater Atlanta Christian School in Roswell, GA...made 58-62 extra points as a senior and had a 45.6-yard punting average...had 39 touchdowns in 76 kickoffs as a senior...born Mar. 20, 1984...majoring in marketing.

Chason Career Stats

Year	GP-S	P	Yds	Avg	-20	+50	HB	LG	Net
2003	13-13	58	2238	38.6	19	2	1	50	36.5
2004	11-10	66	2656	40.2	18	5	1	52	36.2
2005	11-11	45	1642	36.5	11	0	4	49	33.6
Totals	35-34	169	6536	38.7	48	7	6	52	35.6

#44 Donnell Clark • DT • *Jr.

Overview: Starter at defensive tackle over the first half of the season; he started six of the seven games he played in...suffered a torn ACL in the seventh game of the year against Temple; had two tackles, including a tackle for loss, in the first 15 snaps of that game before he was injured...should return next year and compete with the current freshmen for a starting position...had 11 total tackles, including three against #13 Miami (FL); had an eight-yard sack in that game, one of two sacks on the season; ironically, that was the only game within the first seven that he did not start...had a season-high-tying three tackles at Wake Forest.

Prior to 2005: Played in 11 games as a reserve in 2004 and had 17 tackles; averaged 27 snaps per game as a reserve that year...had three tackles in overtime victory against Wake Forest in the season opener...appeared in three games as a reserve in 2003...red-shirted the 2002 season...led Griffin High School with 99 tackles his senior year...team captain for Georgia in the Georgia-Florida High School All-Star game at the conclusion of his senior year...born Dec. 7, 1983...majoring in travel & tourism management.

Clark Career Stats

Year	GP-S	Plays	Hit	Asst	Tot	TFL	Sacks	QP	PBU	CF-RF
2003	3-0	22	0	0	0	0-0	0-0	0	0	0-0
2004	11-0	294	12	5	17	1-1	0-0	3	1	0-0
2005	7-6	191	10	1	11	4-13	2-10	4	0	0-0
Totals	21-6	507	22	6	28	5-14	2-10	7	1	0-0



#43 Antonio Clay • LB • Fr.

Overview: First-year freshman linebacker who has been backup to leading tackler Anthony Waters...showed what he can do when given the opportunity; he was Clemson's top tackler in the win over Temple with nine stops, including two tackles for loss and a sack...has played on defense in every game; the Temple game was his only start...had three tackles in the win at Maryland and four in the win over #25 Boston College...one of the many bright spots among young players on Clemson's defense this year...has played 179 snaps for the year, fourth among first-year freshmen and seventh among all freshmen...14th on the team in tackles (26).

Prior to 2005: One of Clemson's most highly-regarded freshmen in 2005; he was a **SuperPrep** All-American...#9 player in Georgia by **SuperPrep**...had 136 tackles with 18 tackles for loss as a senior at Twiggs County High School...second-team all-south pick by **Countdown to Signing Day**...24th-best linebacker in the nation by **Rivals.com**...three-sport athlete in high school who was the region champion in the 300m hurdles...born Jun. 19, 1987.

Clay Career Stats

Year	GP-S	Plays	Hit	Ast	Tot	TFL	Sacks	Int	QP	PBU	CF-RF
2005	11-1	179	16	10	26	2-9	1-7	0-0	1	0	0-0

#22 Chris Clemons • S • *Fr.

Overview: Second-team safety who is second on the team in special teams tackles (10)...has worked at cornerback and safety...consistent player who has at least one tackle in every game...has had four tackles in four of the 11 games, including the win over #17 Florida State...had four stops against Maryland, #13 Miami (FL), and Temple...played his most snaps against Temple when he was on the field for 31 plays...played 24 snaps against #13 Miami (FL) when he made four tackles...averaged nearly 15 plays per game, mostly as a safety.

Prior to 2005: Red-shirted the 2004 season...fourth on the team in the vertical jump with a 37" leap...cornerback and running back at DeSoto High School in Arcadia, FL...had 1,242 yards rushing and a 6.4 average as a senior...ran a 10.52 in the 100m in high school, the fourth-best time in the state that year...born Sep. 15, 1985...majoring in pre-business.

Clemons Career Stats

Year	GP-S	Plays	Hit	Ast	Tot	TFL	Sacks	Int	QP	PBU	CF-RF
2005	11-0	153	19	13	32	0-0	0-0	0-0	0	0	0-0

#3 Duane Coleman • CB • *Jr.

Overview: One of the most intriguing stories of the team; he started the year at running back and is now a starting cornerback...Clemson's top tackler against #16 Florida State with nine stops, a special performance for the native of Florida...ranked 10th in the ACC in kickoff returns with a 20.8-yard average on 12 returns...two-time selection as special teams player-of-the-game by the Clemson coaches; he was selected for his efforts on special teams against #25 Boston College and #16 Florida State...has seven special teams tackles for the year, fifth best on the team...finished the regular season strong with 16 of his 30 tackles coming in the last two games of the season...had nine tackles to lead the team against #16 Florida State, then had seven in the win at #19 South Carolina...a big reason Clemson held Bobby Bowden and Steve Spurrier without offensive touchdowns...played running back the first two games of the season, then moved to cornerback starting with the Miami (FL) game...played 19 snaps against #25 Boston College after moving to the position just two weeks previous to that; Tommy Bowden thought he would flourish at cornerback because of his toughness and defensive mentality...had 10 carries in the season opener against #17 Texas A&M in 20 snaps...made his move defensively in the win at N.C. State when he had three tackles, including a caused fumble...handled kickoff-return duties for the first six games of the year, then moved aside when he became more of a factor on defense...has played 24 career games with nine starts as a running back and eight games with two starts as a cornerback...one of the few players in recent memory to have a 100-yard rushing game and lead the team in tackles during his career.

Prior to 2005: Outstanding running back his first two years; he was actually Clemson's leading rusher in 2003 when the Tigers finished 9-4...scored Clemson's first touchdown against #6 Tennessee in the 2003 Peach Bowl...had

an injury-plagued 2004 season; he had a broken foot in August of that year and had just 284 yards rushing for the season...has 50 career receptions out of the backfield, among the top-10 totals in Clemson history for a running back...had 34 catches for 309 yards in 2003...one of just two running backs in Tiger history to accumulate over 600 yards rushing and 300 yards receiving in the same year; Travis Zachery is the only other Tiger to do it...had 111 yards rushing against North Carolina in 2003; he also had four receptions for 48 yards in that game...had his top rushing game of 2004 when he had 21 carries for 82 yards in the win over Utah State...also had 43 yards rushing and 34 yards receiving in the victory over South Carolina to close the season...caught a touchdown pass from Charlie Whitehurst at Virginia in 2004...needs just 80 rushing yards to reach 1,000 for his career, but the way he has played at cornerback, he probably will not get his chance to reach that mark...if he graduates by August of 2006, he will be able to play the 2006 season for Clemson...led Naples High School to the AAAAA state title with 203 yards rushing in the state title game...had 2,814 rushing yards and 11.4 yards per rush as a senior...nominee for Mr. Football in Florida as a senior...born Dec. 23, 1982; Clemson starts bowl practice in Orlando on his birthday...majoring in human resource development.

Coleman 2005 Game-By-Game Stats

Date	Opponent	Plays	Hit	Ast	Tot	TFL	Int	PBU	KOR
9-3	TEXAS A&M	0	0	0	0				3-63
9-10	at Maryland	0	0	0	0				3-55
9-17	MIAMI (FL)	8	0	1	1				2-25
9-24	BOSTON COLLEGE	19	3	1	4				1-20
10-1	at Wake Forest	5	0	0	0				2-59
10-13	at N.C. State	18	2	1	3	1-5			1-27
10-22	TEMPLE	35	1	3	4				
10-29	at Georgia Tech	5	1	1	2				
11-5	DUKE				DNP				
11-12	FLORIDA STATE	*37	6	3	9			1	
11-19	at South Carolina	*39	3	4	7				
Totals		166	16	14	30	1-5	0-0	1	12-249

* - start; Note: Played 20 plays at running back against Texas A&M, and had 10 carries for 21 yards and one reception for three yards; had a caused fumble and a sack at N.C. State.

Coleman Career Stats

Year	GP-S	Plays	Hit	Ast	Tot	TFL	Sacks	Int	QP	PBU	CF-RF
2005	8-2	166	16	14	30	1-5	0-0	0-0	0	1	1-0

Year	GP-S	Plays	Car	Yds	Avg	TD	Rec	Yds	TD	KOR
2003	13-7	505	133	615	4.6	2	34	309	3	0-0
2004	9-2	224	83	284	3.4	1	15	125	1	0-0
2005	2-0	20	10	21	2.1	0	1	3	0	12-249
Totals	24-9	749	226	920	4.1	3	50	437	4	12-249

#21 Brandon Croley • CB • *Fr.

Overview: Reserve cornerback who has seen action in two games as a red-shirt freshman...played seven snaps against Temple and three against #16 Florida State...has not recorded a tackle.

Prior to 2005: Red-shirted in 2004...Super 24 player in Florida by **Florida Times Union**...from the same hometown as former Tiger defensive back and current Eagle safety Brian Dawkins...four-year starter in football at First Coast High School...born Nov. 21, 1985...majoring in human resource development.

Croley Career Stats

Year	GP-S	Plays	Hit	Ast	Tot	TFL	Sacks	Int	QP	PBU	CF-RF
2005	2-0	10	0	0	0	0-0	0-0	0-0	0	0	0-0

#1 James Davis • RB • Fr.

Overview: ACC Rookie-of-the-Year, the first Tiger to win the award since Anthony Simmons in 1995...Honorable Mention All-ACC by the ACC Sportswriters Association...second-team freshman All-American by **Rivals.com** and a third-team selection by **CollegeFootballNews.com**...honorable mention freshman All-American by **Sporting News**...first-team freshman All-ACC selection by **Sporting News**...ranked fourth in the ACC in rushing with an average of 72.9 yards per game (729 yards in 10 games)...first among freshmen in the ACC in rushing with his 72.9 yards per game...sixth in the ACC in touchdowns (8); all eight have been rushing...scored seven of his eight touchdowns in ACC games, tied for first in the ACC with Greg Carr of Florida State, another



freshman...tied the Clemson single-season freshman touchdown record...has a 5.3-yards-per-carry figure, third in the ACC among players with at least 500 yards rushing...his 729 rushing yards rank second in school history for a freshman, trailing only the 941 by Ronald Williams in 1990...his 729 yards are most by a Tiger since Woodrow Dantzler had 1,061 in 2001...the 729 yards rank as the most by a Clemson running back since 2000 when Travis Zachery had 1,027...in addition to his rushing prowess, also fourth in receptions on the team with 17 for 131 yards...second on the team in all-purpose running with 86 yards per game...two-time national freshman-of-the-Week according to [Rivals.com](#); won the honor when he had 101 yards against #17 Texas A&M, and for his 145-yard rushing performance at #19 South Carolina to close the regular season...three-time ACC Rookie-of-the-Week selection, more than any other ACC freshman; chosen after his performances against #17 Texas A&M, N.C. State, and #16 Florida State...named ACC Offensive Back-of-the-Week for his performance at #19 South Carolina when he rushed for 145 yards and a touchdown...his 143-yard effort at N.C. State and his 145 yards at South Carolina were two of the top-six performances by a first-year freshman in Clemson history...has played 313 snaps, most among Clemson first-year freshmen and third among all Tiger freshmen...Clemson's offensive player-of-the-game by the Clemson coaches against #19 South Carolina...suffered a broken wrist in the N.C. State game on October 13; missed the next game against Temple and played just one snap at Georgia Tech...has averaged 5.7 yards per carry since returning from the injury...had to play the last four regular-season games with a cast on his left wrist; he should be cast free for the bowl game...started the first four games of the season, then the season finale...if he starts the bowl game, he will be considered a co-starter at running back for the course of the season...has teamed with Reggie Merriweather to give Clemson the first pair of 700-yard running backs on the same team since 1985...had at least one touchdown in each of the last three games of the regular season...has scored all eight of his touchdowns over the last six games he has played...had a career-high five catches at Wake Forest...has had three 100-yard rushing games...Clemson's top rusher, fourth-leading receiver, and second in all-purpose yardage...has 860 all-purpose yards in his 10 games...Clemson's leading rusher in each of the first two games and each of the last two games; also the leader at N.C. State at midseason, so has been Clemson's top rusher in five games...leads the 2005 team in runs of 10 yards or more (23) and 20 yards or more (8)...had a season-long 33-yard run against #17 Texas A&M in his first career game.

Prior to 2005: Regarded as Clemson's top incoming recruit for 2005...rushed for 2,389 yards and 28 touchdowns in 350 carries as a senior at Douglass High School...rushed for more than 300 yards in a pair of games as a senior...had 7,339 career rushing yards and 80 touchdowns...ranked as the seventh-best running back in the nation by [Rivals.com](#) and the 42nd-best player in the nation overall...co-MVP of the Georgia North-South All-Star Game...played his for Gary Cantrell at Douglass High in Atlanta...born Jan. 1, 1986.

Davis 2005 Game-By-Game Stats

Date	Opponent	Plays	Car	Yds	Avg	TD	Rec	Yds	TD
9-3	TEXAS A&M	*23	19	101	5.3	0	1	6	0
9-10	at Maryland	*38	20	82	4.1	0	3	24	0
9-17	MIAMI (FL)	*47	12	12	1.0	0	3	17	0
9-24	BOSTON COLLEGE	*26	8	44	5.5	0	1	1	0
10-1	at Wake Forest	38	13	51	3.9	2	5	25	0
10-13	at N.C. State	30	12	143	11.9	2	0	0	0
10-22	TEMPLE	DNP							
10-29	at Georgia Tech	1	1	1	1.0	0	0	0	0
11-5	DUKE	15	8	85	10.6	1	0	0	0
11-12	FLORIDA STATE	40	17	65	3.8	2	1	44	0
11-19	at South Carolina	*55	27	145	5.4	1	3	14	0
Totals		313	137	729	5.3	8	17	131	0

* - start

Davis Career Stats

Year	GP-S	Plays	Car	Yds	Avg	TD	LG	Rec	Yds	TD
2005	10-5	313	137	729	5.3	8	33	17	131	0

#7 Jad Dean • PK • Jr.

Overview: Finalist for the Lou Groza Award as a junior...ranked second in the nation in field goals per game (2.0) and 18th in scoring (9.0)...ranked tied for sixth in kick scoring (9.0)...leads the ACC in scoring with 99 points on 22 field goals and 33 extra points; the 99 kick-scoring points rank second best in Clemson history; he needs just nine points in the bowl game to break Chris Gardocki's record of 107 kick-scoring points in 1989...his 99 points overall are fourth best in Tiger history; he needs just 10 points in the bowl game to break Travis Zachery's single-season record of 108 points in 2000...has not missed an extra point this year and is 22-29 on field goals...Second-Team All-ACC placekicker...needs two field goals in the bowl game to break Obed Ariri's single-season record; Ariri had 23 in 1980 when he led the nation in field goals per game...was 6-6 on field goals against #17 Texas A&M to set a Clemson record, including the game-winner with two seconds left from 42 yards out...named national player-of-the-week by **USA Today** for that six field-goal performance; also named ACC Specialist-of-the-Week for his performance against the Aggies; also one of four nominees for the Cingular Wireless/**ABC Sports** All-America Player-of-the-Week for his performance against Texas A&M...Chevrolet Player-of-the-Game by **ABC Sports** for the Texas A&M game...scored 19 points in Clemson's 25-24 win over #17 Texas A&M; that was a Tiger record for kick-scoring points in a game...one of top three Stars-of-the-Week by the Lou Groza Award against #17 Texas A&M and #13 Miami (FL)...one of three players nationally to kick six field goals in a game in 2005...his 22 field goals this year rank second in Clemson history, and his 29 field-goal attempts rank third...already sixth in school history in career field goals (34); he is seventh in kick scoring (152) and 16th in overall scoring (152)...first-team All-American according to [BrentsonBuckner.com](#) for 2005...honorable mention All-American according to **Sports Illustrated**...first-team midseason All-American by [Rivals.com](#) and **Sports Illustrated**...made his first seven field goals of the season, giving him a streak of 12 made in a row over two years; the streak ended with 50-yard miss against #13 Miami (FL); then made six in a row after that, so he was 13-14 through the Wake Forest game on October 1...had three made field goals against #13 Miami (FL), Temple, and Georgia Tech...had a career-long made field goal of 49 yards in the win over #19 South Carolina...has had two field goals blocked that were the fault of the offensive line...for his career, he is 25-27 inside of 40 yards...is a solid 9-14 from the 40-49...is 17-17 for his career inside of 30 yards...has made 50-51 career extra points; his only miss was against South Carolina in 2004; that was his last attempt of the 2004 season, so his active streak of made extra points is 33 in a row entering the bowl game...has been Clemson's starting placekicker every game this year and for 19 straight games over two years...has had three games in which he had double figures in points; the 19 against #17 Texas A&M, 12 against #13 Miami (FL), and 13 against Temple...also handles Clemson's kickoffs; he has had 26 touchbacks in 62 attempts, but 19 more have gone to the goal line...on 43 of 62 kickoffs this year, the opposition has failed to get past the 20...the average start for the opposition is the 24...for his career, has 78 touchbacks in 186 kickoffs.

Prior to 2005: Clemson's placekicker for the final eight games of 2004...finished the year strong with five consecutive made field goals to end the year, including three versus South Carolina...also had a highlight as a runner in 2004, his six-yard run for a first down on a fake field goal set up a touchdown in the win at #10 Miami (FL)...ACC Specialist-of-the-Week for his performance against South Carolina when he made 3-3 field goals...had 14 points on four field goals and two extra points in the win over N.C. State; had 146 yards in field goals in that game, the seventh-highest mark in Clemson history and most by a Tiger since 1997...made 10 of 12 field goals over the last four games of the year with his long being a 48-yarder at #10 Miami (FL)...second in the ACC in field-goal percentage (80.0) with a 12-15 mark...effective on kickoffs; 25 of his 50 kickoffs were touchbacks, and on 36 of the 50, the opposition failed to get past the 20...handled only the kickoffs in 2003 when Aaron Hunt was a senior...had 27 touchbacks in 74 kickoffs in 2003...handled the kickoffs in the win over #6 Tennessee in the 2003 Peach Bowl...rated the top kicker in South Carolina by [Rivals.com](#) in 2002...played in the 2002 Shrine Bowl...handled punts and placekicks at Greenwood High School...born Oct. 21, 1984...First-Team Academic All-ACC in 2004...majoring in management.



Tiger Bios



Dean 2004 Game-By-Game Stats

Date	Opponent	FG-A	Distances	PAT	Points
9-4	WAKE FOREST	0-0	----		
9-11	GEORGIA TECH	0-0	----		
9-18	at Texas A&M	0-0	----		
9-25	at Florida State	*0-0	----	2-2	2
10-7	at Virginia	*1-1	<u>43</u>	1-1	4
10-16	UTAH STATE	*0-0	----	5-5	5
10-23	MARYLAND	*1-1	<u>21</u>	1-1	4
10-30	N.C. STATE	*4-4	<u>21, 47, 36, 42</u>	2-2	14
11-6	at Miami (FL)	*1-4	<u>48, 52, 47, 44</u>	3-3	6
11-13	at Duke	*2-2	<u>20, 32</u>	1-1	7
11-20	SOUTH CAROLINA	*3-3	<u>21, 24, 20</u>	2-3	11
Totals		12-15		17-18	53

* - start; Note: Had one carry for six yards at Miami; underlined distances indicates made field goal.

Dean 2005 Game-By-Game Stats

Date	Opponent	FG-A	Distances	PAT	Points
9-3	TEXAS A&M	*6-6	<u>21, 21, 25, 18, 44, 42</u>	1-1	19
9-10	at Maryland	*0-0	----	4-4	4
9-17	MIAMI (FL)	*3-4	<u>34, 50, 27, 39</u>	3-3	12
9-24	BOSTON COLLEGE	*2-2	<u>36, 24</u>	1-1	7
10-1	at Wake Forest	*2-2	<u>21, 47</u>	3-3	9
10-13	at N.C. State	*1-2	<u>39, 30</u>	4-4	7
10-22	TEMPLE	*3-4	<u>21, 42, 27, 39</u>	4-4	13
10-29	at Georgia Tech	*3-4	<u>43, 36, 42, 21</u>	0-0	9
11-5	DUKE	*0-1	<u>31</u>	7-7	7
11-12	FLORIDA STATE	*0-1	<u>56</u>	5-5	5
11-19	at South Carolina	*2-3	<u>49, 23, 42</u>	1-1	7
Totals		22-29		33-33	99

* - start; Note: Had one carry for -7 yards at Wake Forest; underlined distances indicates made field goal.

Dean Career Stats

Year	GP-S	11-29	30-39	40-49	50+	Tot	HB	LG	PAT	Pts
2003	13-0	0-0	0-0	0-0	0-0	0-0	--	---	0-0	0
2004	11-8	6-6	2-2	4-6	0-1	12-15	0	48	17-18	53
2005	11-11	11-11	6-8	5-8	0-2	22-29	2	49	33-33	99
Totals	35-19	17-17	8-10	9-14	0-3	34-44	2	49	50-51	152

#73 Tim DeBeer • OT • *Jr.

Overview: Reserve offensive tackle who played in the first 10 games of the regular season...has played 164 snaps for the season...saw his most action in the win over Duke when he was in for 27 snaps and graded 78 percent...played 25 plays against Wake Forest and had just one minus play for a 96-percent grade; had his best coaches film grade on the team for that game (minimum of 10 plays)...has 7.5 knockdown blocks for the season, including an intimidation block against Duke...in addition to the 96-percent grade against Wake Forest, he had an 82-percent grade against #13 Miami (FL) in 18 plays, 85-percent grade against #25 Boston College, and an 82-percent grade against #16 Florida State.

Prior to 2005: Second-team offensive tackle in 2004; he played in eight of the 11 games...played 92 snaps for the 2004 season, including a career-high 34 plays in the win over South Carolina; had an 85-percent grade for that game and was a reason Clemson ran the ball and controlled the clock in Lou Holtz's final game as a college coach...played 14 snaps at #10 Miami (FL) and graded 89 percent...had eight knockdown blocks in 2004...played 13 plays in four games in 2003 as a red-shirt freshman...traveled to the Peach Bowl in 2003, but did not play in the game, so this could be his first bowl appearance...red-shirted the 2002 season...two-year starter at Marist High School in Atlanta, GA...played for Alan Chadwick...born Mar. 3, 1984...majoring in construction science & management.

#85 Andrew Diomande • WR • *Fr.

Overview: As a reserve wideout, he has one reception for 15 yards in three games (14 snaps) this season...that one catch came in the Temple game...saw seven snaps of action at N.C. State, five against Temple, and two versus Duke.

Prior to 2005: Red-shirted in 2004...had 41 catches for 685 yards and six touchdowns as a senior at Christopher Columbus High School...nephew of former

Florida State All-American Andre Wadsworth...born Jun. 25, 1986...majoring in communication studies.

Diomande Career Stats

Year	GP-S	Plays	Rec	Yds	Avg	TD	LG	Car	Yds	TD	LG
2005	3-0	14	1	15	15.0	0	15	0	0	0	---

#90 Cole Downer • TE • *Sr.

Overview: Only player in Clemson history to score a touchdown and have his spleen removed on the same day; that all took place on September 17 against #13 Miami (FL) when he scored his first touchdown for the Tigers on an eight-yard scoring pass from Charlie Whitehurst...voted Clemson's offensive player-of-the-game by the Clemson coaches for his performance against #13 Miami (FL)...in the fourth quarter, he caught a six-yard pass from Whitehurst, then took a hit to the stomach on the tackle by a Hurricane; he went to the sideline and got sicker and sicker as the game went on; Clemson doctors called for medical services to take him to the hospital; 46 minutes after he left the stadium, he was having life-saving surgery to have his spleen removed; the transportation took place near the end of the game, and he was fortunate the game went into overtime, because had he been trapped in postgame traffic, he might not have survived...incredibly, he missed just four games due to the surgery; he was back for the Georgia Tech game in Atlanta and played 21 snaps...has just one catch for nine yards in the four games he has played since the surgery...had five receptions for 38 yards over the first three games of the year...had three receptions for 24 yards in the opener against #17 Texas A&M; those were the first three catches of his Tiger career...has played 187 snaps for his seven games; he had one start (the opener against Texas A&M when he played a career-high 49 plays)...has started two games over his career, including one in each of the last two years...Clemson's nominee for the ACC's Brian Piccolo Award for 2005.

Prior to 2005: Voted the team's most improved tight end in the spring of 2005...transfer from Hampden-Sydney College in Virginia, where he caught six touchdown passes as a tight end in 2002...sat out the 2003 season at Clemson due to transfer rules, then played in all 11 games as a reserve tight end in 2004...did not catch a pass in 2004, but was rarely the intended receiver...actually played more offensive tackle than tight end in 2004...played 33 snaps against Utah State for his most action of the season...had an 85-percent blocking grade against Utah State...had an 87-percent grade against Maryland and a season-best 89-percent grade against South Carolina...graded 85 percent or better in five of the eight games he played on the offensive line...red-shirted the 2003 season at Clemson...played at Chantilly High School in Virginia...played four years of high school lacrosse...born Feb. 2, 1983...majoring in sport management.

Downer Career Stats

Year	GP-S	Plays	Rec	Yds	Avg	TD	LG
2004	11-1	97	0	0	---	0	---
2005	7-1	187	6	47	7.8	1	13
Totals	18-2	284	6	47	7.8	1	13

#75 Marion Dukes • OT • Jr.

Overview: Has nearly completed his second year as a starter at right offensive tackle...has started every game in 2005 and played 747 snaps, second most on the entire team behind starting center Dustin Fry...has led the offensive line in snaps in five games, including three of the last four...has not led the team in knockdown blocks in a game, but does have 50 for the season, including six intimidation blocks...led the Tigers in film grade when he had an 84-percent grade against #13 Miami (FL) and an 85-percent grade against Temple...has graded in the 80s in five of the 11 games, including three of the last five...had a career-high 10.5 knockdown blocks in the win over #16 Florida State...finished the regular season with an 84-percent grade at #19 South Carolina, and was a big reason James Davis gained 145 yards rushing in the game...had season-high grades in consecutive games against Temple and Georgia Tech; he played 77 snaps against the Yellow Jackets...had 8.5 knockdown blocks and an 85-percent grade at Wake Forest...veteran of 32 games, including 22 as a starter, all consecutive...his 22 consecutive starts rank third best on the team among active players, including first among offensive players...in terms of total starts,



his 22 ranks sixth best on the team, and second best among juniors behind line mate Nathan Bennett.

Prior to 2005: Started all 11 games in 2004, the first Tiger offensive tackle to start every game in just his second year in the program since Jim Bundren (1994)...second on the 2004 team in knockdown blocks (61); he was just one behind team leader Tommy Sharpe; led the team in that category in four games...had a career-high 13 knockdown blocks against Georgia Tech...finished his 2004 season with three-consecutive film grades in the 80s...had a season-high 82-percent film grade in Clemson's win at #10 Miami (FL)...had seven knockdown blocks in win over South Carolina...played in 10 of the 13 games in 2003 as a first-year freshman...had a season-high grade of 81 percent against Middle Tennessee...rated the #2 lineman in the state according to **Charlotte Observer**...a consensus top-10 prospect in South Carolina as a senior at Pickens High School...also played on the defensive line in high school, where he totaled six sacks...also a starter on the basketball team...born Nov. 22, 1984...majoring in human resource development.

#31 David Dunham • LB • *Sr.

Overview: Has played 48 consecutive games as reliable special teams player and backup linebacker...one of three active Tigers who has not missed a game the last four years; the others are Jamaal Fudge and Tye Hill...had the "Hit-of-the-Year" in college football according to **CSTV** when he had a hit that knocked the helmet off of Boston College quarterback Matt Ryan on September 24...a solid hitter on defense; his other top hit as a Tiger took place on the opening kickoff of the 2004 South Carolina game when he forced a fumble that was recovered by Steven Jackson...has played on scrimmage plays in every game this year and in every game over the last two years...played a season-high 26 snaps in the overtime contest against #25 Boston College...had a career-high six tackles at Maryland that included five first hits...has eight special-team tackles to rank among the team leaders for 2005...had three tackles, all first hits, in the win over #16 Florida State...had his only tackle for loss of the season at N.C. State...has 82 tackles for his career, including at least 23 in each of the last three seasons...has 26 career special teams tackles, including 11 as a sophomore...has had at least one tackle for loss each of the last three years...a second-team player each of the last three years...backup to Leroy Hill, now a starter with Seattle Seahawks, in 2003 and 2004...narrowed his choices out of high school to Notre Dame and Clemson...earned his undergraduate degree on December 22, 2005...one of the team leaders in 2005.

Prior to 2005: Played in all 11 games as a reserve behind Leroy Hill in 2004...Hill was the ACC Defensive Player-of-the-Year...had 28 tackles, his career high for a season, in 2004...had a season-high five tackles in 24 snaps at Virginia in 2004...played at least eight snaps on defense in every game in 2004...began 2003 as a fullback; he was moved to linebacker a couple weeks into the season and moved his way to #2 on the depth chart behind Hill starting with the Maryland game that year...recovered a North Carolina fumble in the endzone with just 42 seconds left in Clemson's eight-point victory; that is the only recovered fumble of his career...had a 10-yard sack of Chris Rix in Clemson's 26-10 over the #3 Seminoles, the only sack of his career...had a special teams tackle in the 2003 win over #6 Tennessee in the Peach Bowl...named special teams player-of-the-game against Middle Tennessee when he had three special teams tackles...had 14 tackles in just 92 defensive scrimmage plays in 2003, so he was active...earned a letter as a special teams player in 2002; he played in all 13 games that year...red-shirted the 2001 season...had 126 tackles and 11 sacks his senior year at Columbia High School in Lake City, FL...rated as the #33 player in Florida according to **SuperPrep** his senior year...ranked as the #2 linebacker in Florida by **Orlando Sentinel**...named to the Super 11 and Super 24 team in Florida as a senior...ranked among the top-100 players in the South by **Atlanta Constitution**...born Sep. 6, 1982, the day Clemson played Georgia on a Monday night on national television in Athens...majoring in travel & tourism management.

Dunham Career Stats

Year	GP-S	Plays	Hit	Ast	Tot	TFL	Sacks	Int	QP	PBU	CF-RF
2002	13-0	9	4	2	6	0-0	0-0	0-0	0	0	0-0
2003	13-0	92	18	7	25	2-11	1-10	0-0	0	0	1-1
2004	11-0	162	20	8	28	2-5	0-0	0-0	0	0	1-0
2005	11-0	142	16	7	23	1-2	0-0	0-0	1	0	0-0
Totals	48-0	405	58	24	82	5-18	1-10	0-0	1	0	2-1

#62 Dustin Fry • C • *Jr.

Overview: Has had outstanding season at the center position; he has started all 11 games...will be an all-star preseason candidate at center in the 2006 season...a big reason Clemson has made a 90-yard improvement in terms of total offense over 2004...has played 753 snaps on offense, more than any other Tiger, offense or defense, in 2005...has played the most plays among offensive linemen in eight of the 11 games, including each of the last three...had the highest film grade among offensive linemen in four games, including three of the last four...started the year with a team-best 79-percent grade in a team-high 83 snaps in the 25-24 win over #17 Texas A&M...had a 94-percent grade on two occasions, at Georgia Tech and in the regular-season finale at #19 South Carolina; those were career-high grades for Fry; in fact tying for the highest film grade by a starting offensive lineman in a game all year...had a team-best nine knockdown blocks against Temple, the only game all year he led the Tigers in knockdown blocks...has 69.5 knockdowns for the year, second on the team behind Roman Fry (no relation)...leads the team in intimidation blocks (15)...one of three offensive linemen to start every game in 2005...finished the regular season very strong; he has graded in the 90s in three of the last four games...had a 94-percent grade and 8.5 knockdowns against Georgia Tech; that included four intimidation blocks to tie for the high figure in a game by a Tiger all year...had a 93-percent grade with 8.5 knockdowns in the win over Duke, then had an 81-percent grade and 8.5 knockdowns in the win over #16 Florida State...finished the year with a 94-percent grade and five knockdowns in the win at #19 South Carolina...has had just two penalties called on him all year, including none in the last four games...has graded in the 90s on three occasions, more than any other Clemson offensive lineman...has graded in the 80s or 90s in seven of the 11 games, including six of the last seven games...he has been the strongest Tiger the last two years; he has reached the 500-pound area in terms of bench press...first on the team in 225-pound lifts (40)...played his high school football for John McKissick, the winningest high school football coach in United States history.

Prior to 2005: Second-team center in 2003 and 2004 behind Tommy Sharpe...played in 10 of the 11 games in 2004...played a season-high 31 snaps in the win over South Carolina; had an 83-percent film grade in that game...had a 90-percent grade for 10 snaps at #10 Miami (FL)...had 18 knockdown blocks in 2004...started at center against North Carolina in 2003; he played 41 snaps in that game...first Tiger freshman to start a game at center since 1980...had a 90-percent film grade against N.C. State off the bench, which led to the start against the Tar Heels...played 168 snaps in 11 games; he missed two games that year overall...had 12 knockdown blocks for the season...red-shirted the 2002 season...had 80 knockdown blocks his senior year at Summerville High School...named a **Max Emfinger** All-American in 2001...named to the Shrine Bowl...state shotput champion as a junior in high school...born Oct. 3, 1983...majoring in sport management.

#72 Roman Fry • OL • *Jr.

Overview: Second-Team All-ACC as a starting offensive guard; he leads the Tigers in knockdown blocks (88.5)...only Clemson offensive lineman to earn first or second-team all-conference honors in 2005...has come on strong the second half of the season; he did not become a starter until the Wake Forest game on October 1...has led the team in knockdown blocks in each of the last six games he has played...had 13.5 knockdowns in the first four games of the season, then had 75 in the last six games he played...had a career-high 18 knockdown blocks in the win over #16 Florida State when he played just 53 snaps; that was his high knockdown block figure by a Clemson offensive lineman in four years...graded just 62 percent as a reserve against #17 Texas A&M in the opener; few thought he would be an All-ACC player at the end of the year...one of the most versatile offensive linemen at Clemson in many years; he has played guard, center, and tackle over the course of this season...the backup center behind Dustin Fry (no relation) in addition to his starting assignment at guard...had a breakout game in the loss to Wake Forest with 13.5 knockdown blocks and a career-high coaches film grade of 90 percent; continued his fine play at N.C. State when he had 10.5 knockdowns and graded a team-best 86 percent, the only game all year in which he had the top coaches film grade...served a suspension for the Temple game, then averaged 12.8 knockdown blocks per game over the last four games of the regular season...had 13.5 knockdown blocks and an 86-percent grade at Georgia Tech...had 12.5 knockdowns and



Tiger Bios



an 83-percent grade against Duke, then the 18 knockdowns in the win over #16 Florida State...had seven knockdowns to lead the team and graded 85 percent at #19 South Carolina...has seven games in which he graded in the 80s or 90s to tie for team best in that area...played every offensive snap in the win at #19 South Carolina...named Clemson's most improved offensive lineman in the spring of 2005, so expectations were high for the 2005 season...has played in 34 games in his career and has made nine starts...has 88.5 knockdown blocks this year and 143 for his career.

Prior to 2005: Averaged 23 snaps per game as a freshman and 22.4 per game as a sophomore...played at least 20 snaps in nine of the 11 games in 2004...played 246 snaps for the season, first among reserve offensive linemen...had 38 knockdown blocks in 2004, more than any non-starter...played 300 snaps as a red-shirt freshman, more than any other freshman on that team...played 21 snaps against #6 Tennessee in the Peach Bowl, so he does have bowl experience...finished the season with 17 knockdown blocks...had four knockdowns and an 81-percent grade at South Carolina...played a season-high 57 snaps at Wake Forest...started as a freshman at N.C. State...red-shirted the 2002 season...first-team All-Southeastern Ohio and runner-up for Division IV District Player-of-the-Year...played guard and defensive end at Ironton High School...had 15 sacks as defensive lineman...chose Clemson over Ohio State, Purdue, and West Virginia...born Nov. 13, 1983; he was able to celebrate his birthday after beating #16 Florida State this year...majoring in human resource development.

#24 Jamaal Fudge • S • *Sr.

Overview: Honorable Mention All-ACC safety...has played in 48 consecutive games for the Tigers, tied with classmates David Dunham and Tye Hill...has a streak of 35 consecutive starts, first among active Tigers; all 35 have been in the secondary...second to Charlie Whitehurst in total starts over the last four years...has played 639 snaps for the season, sixth among all Tigers this year and second among defensive players...tied for the team lead in interceptions (3)...trying to become the first player in Clemson history to lead the team in interceptions three consecutive years...has 10 career interceptions, and three of the 10 came at Williams-Brice Stadium; had two there as a sophomore and one this year in the victory over the #19 Gamecocks...has 12 career takeaways, first among active Tigers and in the top 15 in school history...named Clemson's defensive player-of-the-game twice in 2005, including the season opener against #17 Texas A&M and the season finale against #19 South Carolina...had six tackles against #17 Texas A&M, plus a pass breakup...finished the regular season with 12 stops against the #19 Gamecocks, his season high; played 56 snaps as a starter; also had an interception and two pass deflections for three total passes defended...has two caused fumbles for the year; he had a caused fumble and recovered fumble at N.C. State on the same play...had 10 tackles at Georgia Tech for his other double-figure tackle game...finished the regular season with 70 tackles, his third-straight year with at least 66 tackles...his 70 tackles this year rank fourth best on the team...has 279 career tackles, first among active Tigers...his 10 career interceptions rank in a tie for 11th in Clemson history...his 131 career interception return yards rank in a tie for eighth in Clemson history with Ray Mathews...has 24 career pass breakups and 34 career passes defended...his passes defended total is 12th best in Clemson history...had eight tackles each against #13 Miami (FL) and #25 Boston College in consecutive games in September...played 83 snaps against the #25 Eagles in a starting role...had interceptions against #25 Boston College, Temple, and #19 South Carolina; also had two pass breakups against #25 Boston College, so he has had six of his eight passes defended this year against #25 Boston College and #19 South Carolina...needs nine first hits in the bowl game to reach 200 for his career...has had at least three interceptions each of the last three years...strong hitter with four career caused fumbles to go with the 279 tackles; he follows in the tradition of another Jacksonville native, Brian Dawkins...has played 2,369 snaps in his career, more than any other active Tiger defensive player...had a breakout sophomore season when he had 116 tackles in starting all 13 games...once had 20 tackles in a game against Virginia in 2003 that tied a Tiger record for a defensive back...one of the few active Tigers who have played in two bowl games; he was a reserve against Texas Tech in 2002 Tangerine Bowl and started against #6 Tennessee in the 2003 Peach Bowl; had eight tackles in 80 snaps in that Peach Bowl...Clemson is 8-1 over his career when he has an interception.

Prior to 2005: Starter in 2003 and 2004, and was a reserve in 2002...ranked as the seventh-best free safety in the country entering the season by **Sporting News**...seventh in the ACC in interceptions as a junior...fourth-leading tackler on the team in 2004 with 66 stops...tied with Justin Miller for the team lead in interceptions (3)...played 753 snaps on defense, the second-highest total on the team...played in 91 percent of Clemson's snaps on defense in 2004...had nine tackles in the win at #10 Miami (FL)...had seven tackles and a 25-yard interception return against N.C. State...third on the 2003 team in tackles (116)...ranked 12th in the ACC in tackles per game...led the team in interceptions (4); he ranked third in the ACC...led the team in takeaways (5)...had two interceptions and two tackles for loss in the 63-17 win at South Carolina...had 20 tackles in win over #24 Virginia in 2003, tied for the most ever by a Clemson defensive back in a single game; tied the mark of 20 set by Charles Haffey at Maryland in 2001...knocked the ball from Darian Durant of North Carolina in the final minute, allowing David Dunham to recover the fumble in the endzone and preserve an eight-point Clemson win...played 12 snaps against Texas Tech in the Tangerine Bowl...10 of his 27 tackles as a freshman came on special teams...red-shirted the 2001 season...had nine interceptions as a senior at Edward H. White High School in Jacksonville, FL; joins a long line of great Clemson players from that city...had three interception returns and four punt returns for touchdowns as a senior in high school...born May 17, 1983...majoring in PRMT.

Fudge 2003 Game-By-Game Stats

Date	Opponent	Plays	Hit	Ast	Tot	TFL	Int	PBU
8-30	GEORGIA	*62	3	1	4			1
9-6	FURMAN	*63	4	3	7			
9-13	MIDDLE TENNESSEE	*56	13	4	17			
9-20	at Georgia Tech	*55	5	0	5			1
10-4	at Maryland	*75	5	2	7	2-4		
10-11	VIRGINIA	*69	16	4	20			1
10-16	at N.C. State	*72	5	5	10			1
10-25	NORTH CAROLINA	*73	4	3	7		1-21	
11-1	at Wake Forest	*67	6	6	12			
11-8	FLORIDA STATE	*69	5	3	8			1
11-15	DUKE	*47	3	3	6	1-2	1-0	2
11-22	at South Carolina	*62	4	1	5	2-4	2-45	
1-2	Tennessee	*80	4	4	8			
Totals		850	77	39	116	5-10	4-66	7

* - start; Note: Had a caused fumble against Furman and North Carolina; had a recovered fumble at Wake Forest.

Fudge 2004 Game-By-Game Stats

Date	Opponent	Plays	Hit	Ast	Tot	TFL	Int	PBU
9-4	WAKE FOREST	*87	5	1	6	1-7		1
9-11	GEORGIA TECH	*80	8	1	9			1
9-18	at Texas A&M	*74	7	0	7			1
9-25	at Florida State	*74	6	2	8	1-3		2
10-7	at Virginia	*67	3	2	5			
10-16	UTAH STATE	*44	3	0	3		1-30	1
10-23	MARYLAND	*62	3	1	4		1-0	2
10-30	N.C. STATE	*69	6	1	7		1-25	1
11-6	at Miami (FL)	*79	6	3	9			
11-13	at Duke	*67	2	0	2			1
11-20	SOUTH CAROLINA	*50	3	3	6			
Totals		753	52	14	66	2-10	3-55	10

* - start

Fudge 2005 Game-By-Game Stats

Date	Opponent	Plays	Hit	Ast	Tot	TFL	Int	PBU
9-3	TEXAS A&M	*39	5	1	6			1
9-10	at Maryland	*67	3	0	3			
9-17	MIAMI (FL)	*75	5	3	8			
9-24	BOSTON COLLEGE	*83	4	4	8		1-0	2
10-1	at Wake Forest	*67	2	2	4			
10-13	at N.C. State	*45	3	1	4			
10-22	TEMPLE	*39	1	1	2		1-8	
10-29	at Georgia Tech	*57	6	4	10			
11-5	DUKE	*63	6	2	8			
11-12	FLORIDA STATE	*48	2	3	5			
11-19	at South Carolina	*56	7	5	12		1-2	2
Totals		639	44	26	70	0-0	3-10	5

* - start; Note: Had a caused fumble and recovered fumble at N.C. State; had a caused fumble at Georgia Tech.



Tiger Bios



Fudge Career Stats

Year	GP-S	Plays	Hit	Ast	Tot	TFL	Sacks	Int	QP	PBU	CF-RF
2002	13-0	127	18	9	27	2-2	0-0	0-0	0	2	0-0
2003	13-13	850	77	39	116	5-10	0-0	4-66	1	7	2-1
2004	11-11	753	52	14	66	2-10	2-10	3-55	1	10	0-0
2005	11-11	639	44	26	70	0-0	0-0	3-10	0	5	2-1
Totals	48-35	2369	191	88	279	9-22	2-10	10-131	2	24	4-2

#48 Stephen Furr • PK/P • *Sr.

Overview: Has seen action in just one game in 2005, that being on a kickoff against Duke...listed as the second-team placekicker behind Lou Groza finalist Jad Dean...also serves as a reserve punter, although he has not punted in a game since high school...is the only Tiger kicker to successfully execute and onside kick since 1979, as he did so at Florida State in 2002...has appeared in 17 games in his career, including three starts, all in 2004...is 3-5 on field goals in his career with a long of 42 and is 6-7 on extra points for a total of 15 points...a walk-on who is an outstanding student.

Prior to 2005: Started the first three games in 2004 at placekicker...made a 23-yard field goal in overtime to keep Clemson alive against Wake Forest in 2004, a game that the Tigers went on to win...did not appear in a game in 2003...handled kickoffs in 2002 in all 13 games...had eight touchbacks in 57 kickoffs...was a punter and placekicker at Lakeland High School...lettered multiple times in soccer...born Jul. 8, 1982...majoring in civil engineering.

Furr Career Stats

Year	GP-S	11-29	30-39	40-49	50+	Tot	HB	LG	PAT	Pts
2002	13-0	0-0	0-0	0-0	0-0	0-0	--	--	0-0	0
2004	3-3	1-1	1-3	1-1	0-0	3-5	0	42	6-7	15
2005	1-0	0-0	0-0	0-0	0-0	0-0	--	--	0-0	0
Totals	17-3	1-1	1-3	1-1	0-0	3-5	0	42	6-7	15

#12 C.J. Gaddis • S • *So.

Overview: Started the first five games of the season at safety; has come off the bench the remainder of the season, much of the time as a nickel back; still plays quite a bit and has played 519 snaps for the season, sixth among defensive players...averaged 62 snaps on defense per game as a starter in the first five games and 35 plays per game in his six games as a reserve...fifth on Clemson's #13-ranked scoring defense in tackles (55); five of them have been on special teams...had streak of three-consecutive, double-figure tackle games early in the season...had 11 tackles at Maryland, 10 tackles against #13 Miami (FL), and 11 stops against #25 Boston College...joins Anthony Waters as only Tiger with a three-game streak of consecutive, double-figure tackle games...has an active streak of three-straight games with an interception...had picks against Duke, #16 Florida State, and #19 South Carolina...first Tiger since Jamaal Fudge in 2004 to have three consecutive games with an interception; the school record for consecutive games intercepting a pass is four, set by Bobby Gage in 1948, Terry Kinard in 1980 and 1981, and Dexter Davis in 1990...he is already the first non-starter to have three consecutive games with an interception...honored by Clemson coaches for his play on special teams in the Temple game; he was named the Subway Sub-of-the-Game by the Clemson radio network for his performance against #16 Florida State; had a 23-yard interception return and two tackles off the bench in that game...has seen some time as a kick returner in his career; he has two kickoff returns for 27 yards this year, both against Maryland...has had a blocked punt in each of the last two years, including one against Florida State in 2004 and one against Temple in 2005...has played in 22 games over the last two years, including five as a starter...had a career-high 11 tackles against Maryland and against #25 Boston College...played a career-high 79 snaps against #25 Boston College, helping the Tigers hold the Eagles to just 10 points in regulation; Boston College is the ACC's leader in total offense this year...has two caused fumbles to go with his three interceptions, so he has had his hand in five turnovers this year...had a caused fumble at Maryland and a caused fumble to go with the blocked punt against Temple...has doubled his tackle total over last year, going from 21 as a freshman to 55 as a sophomore...regarded as one of the top all-around athletes on the team.

Prior to 2005: Reserve cornerback as a freshman in 2004 who moved to safety in the spring of 2005...saw action as a nickel back in 2004 when he played an average of 17 plays per game...played in all 11 games; he has played

in 22 straight in his career...had his best game as a freshman at #10 Miami (FL) when he had a season-high five tackles in 17 snaps as a nickel back; a big reason Clemson shut out the Hurricanes in the second half of that game...also an outfielder on the Clemson baseball team in 2004...red-shirted the 2003 season...came to Clemson as a quarterback out of Hoke County High County...one of the top-25 prospects in North Carolina according to **Charlotte Observer**...played in 2002 Shrine Bowl for North Carolina...a 20th-round draft choice in the Major League draft...born Aug. 12, 1985...majoring in sociology.

Gaddis 2005 Game-By-Game Stats

Date	Opponent	Plays	Hit	Ast	Tot	Int	PBU	KOR	PR	TD
9-3	TEXAS A&M	*53	2	0	2					
9-10	at Maryland	*62	3	8	11			2-27		
9-17	MIAMI (FL)	*72	6	4	10		1			
9-24	BOSTON COLLEGE	*79	5	6	11					
10-1	at Wake Forest	*44	1	2	3					
10-13	at N.C. State	31	3	0	3					
10-22	TEMPLE	46	2	1	3		1			
10-29	at Georgia Tech	19	2	0	2					
11-5	DUKE	35	3	1	4	1-11	1			
11-12	FLORIDA STATE	45	2	0	2	1-23				
11-19	at South Carolina	33	4	0	4	1-2				
Totals		519	33	22	55	3-36	3	2-27	0-0	0

* - start; Note: Had a caused fumble at Maryland; had a caused fumble and a blocked punt against Temple; had a tackle for loss at Georgia Tech; had a tackle for loss against Duke.

Gaddis Career Stats

Year	GP-S	Plays	Hit	Ast	Tot	TFL	Sacks	Int	PBU	CF-RF	KOR
2004	11-0	186	13	8	21	2-5	0-0	0-0	1	0-0	3-30
2005	11-5	519	33	22	55	2-8	0-0	3-36	3	2-0	2-27
Totals	22-5	705	46	30	76	4-13	0-0	3-36	4	2-0	5-57

#15 Sergio Gilliam • CB • Jr.

Overview: First-year junior who has started nine of the 11 games in 2005...started each of the first nine games and had 36 tackles in those game, 4.0 per contest...solid on run support, even as a cornerback; he had a tackle for loss in each of the first three games...had his top game of the year against #13 Miami (FL) when he had a career-high nine tackles, including a tackle for loss...had just one tackle in the opener against #17 Texas A&M, but it was tackle for loss, and added a 37-yard interception return, the longest by a Tiger this year...10th on the team in tackles (37)...had five tackles at N.C. State and five tackles at Georgia Tech...had four pass breakups in four different games, including at #19 South Carolina...has seen his playing time go up each year, including this year when he played a career-high 44 plays per game...at 6'3", he has the height to defend the fade pattern in the corner of the endzone...has two takeaways this year; the interception in the opener against #17 Texas A&M and a recovered fumble at Georgia Tech...veteran of 28 career games, including nine as a starter...has played 601 snaps in 28 games, an average of 21.5 over his career.

Prior to 2005: Played in 11 games for 83 total snaps in 2004 as a reserve cornerback behind current NFL player Justin Miller...had three tackles at Virginia in 2004...had at least one tackle in each of the last seven games...was to be red-shirted in 2003, then came off the bench to play the last six games of the year as a special teams player...had a season-best three tackles at Wake Forest in 2003...played on special teams in the 2003 Peach Bowl against #6 Tennessee.

Gilliam 2005 Game-By-Game Stats

Date	Opponent	Plays	Hit	Ast	Tot	TFL	Int	PBU
9-3	TEXAS A&M	*36	1	0	1	1-4	1-37	
9-10	at Maryland	*54	4	1	5	1-3		1
9-17	MIAMI (FL)	*52	7	2	9	1-8		
9-24	BOSTON COLLEGE	*67	3	1	4			1
10-1	at Wake Forest	*65	2	0	2			
10-13	at N.C. State	*46	2	3	5			
10-22	TEMPLE	*43	2	0	2			
10-29	at Georgia Tech	*54	2	3	5			
11-5	DUKE	*36	2	1	3			1
11-12	FLORIDA STATE	15	0	0	0			
11-19	at South Carolina	14	0	1	1			1
Totals		482	25	12	37	3-15	1-37	4

* - start; Note: Had a recovered fumble at Georgia Tech.



Gilliam Career Stats

Year	GP-S	Plays	Hit	Ast	Tot	TFL	Sacks	Int	PBU	ST
2003	6-0	36	2	2	4	0-0	0-0	0-0	0	0
2004	11-0	83	10	4	14	1-1	0-0	0-0	1	5
2005	11-9	482	25	12	37	3-15	0-0	1-37	4	0
Totals	28-9	601	37	18	55	4-16	0-0	1-37	5	5

#88 Kelvin Grant • WR • *Jr.

Overview: Played in the first five games of the season before suffering a season-ending injury (torn ACL) in practice...had 10 catches for 84 yards...had a season-high three catches for 36 yards in the Wake Forest game...had a kickoff return for 29 yards at Wake Forest...in 26 career games (five starts), he has 45 catches for 437 yards and one touchdown.

Prior to 2005: Had 23 receptions for 274 yards in 2004, good for an 11.9-yard per reception average...started five games and played in 10 games in 2004...had the game-tying two-point conversion on a leaping catch against Wake Forest in 2004 in a game Clemson went on to win in overtime...played in 11 games in 2003 and had 12 catches for 79 yards...had his lone touchdown catch at Wake Forest in 2003...red-shirted in 2002...highly-regarded wideout at Camden High School...an All-American by **SuperPrep**, **USA Today**, and **Tom Lemming**...born May 17, 1984...majoring in sport management.

K. Grant Career Stats

Year	GP-S	Plays	Rec	Yds	Avg	TD	LG	Car	Yds	TD	KOR
2003	11-0	179	12	79	6.6	1	15	0	0	0	0-0
2004	10-5	380	23	274	11.9	0	23	0	0	0	0-0
2005	5-0	81	10	84	8.4	0	21	0	0	0	1-29
Totals	26-5	640	45	437	9.7	1	23	0	0	0	1-29

#78 Zach Green • OT • *So.

Overview: Has missed the entire 2005 season, as he has suffered from a stomach problem...played nine games in 2004 as a tight end, but was moved to offensive tackle prior to the 2005 season...switched jersey numbers with Akeem Robinson (#84), as the two wore each other's number in 2004.

Prior to 2005: Played in nine games for a total of 39 snaps...did not make a reception...was in for seven snaps at tight end in the win at #10 Miami (FL), mostly on short-yardage situations...reshirted in 2003...three-year starter in football at Salem High School in Conyers, GA...born Aug. 6, 1984...majoring in sociology.

Green Career Stats

Year	GP-S	Plays	Rec	Yds	Avg	TD	LG
2004	9-0	39	0	0	---	0	---

#13 Tyler Grisham • WR • Fr.

Overview: True-freshman receiver who has had an impact this year and his role will continue to increase as his career progresses...has solid hands and the ability to catch the ball over the middle...has played in 10 games...missed the South Carolina game with a sore back, but will be ready for the bowl game...had a season-best three receptions for 15 yards against #13 Miami (FL); was named the Subway Sub-of-the-Game for his performance by the Clemson radio network...had two catches against Temple for 24 yards, including a season-long 15-yard reception...played a season-high 20 snaps at N.C. State and against Temple...also took on kickoff-return duties at the end of the regular season; he has three returns for 40 yards, all in his last four games of the year...has played 117 snaps for the year, one of 12 Clemson freshmen to play at least 100 snaps this year.

Prior to 2005: Named to **SuperPrep's** All-America team and the seventh-best prospect in Alabama...a **Max Emfinger** All-American as a senior at Spain Park High in Birmingham, AL...chosen for the Mississippi-Alabama High School All-Star game...born Jun. 11, 1987...majoring in political science.

Grisham Career Stats

Year	GP-S	Plays	Rec	Yds	Avg	TD	LG	Car	Yds	TD	KOR
2005	10-0	117	8	67	8.4	0	15	0	0	0	3-40

#7 Cory Groover • DT • Sr.

Overview: Has started nearly half the games at defensive tackle...came on strong at the end of the regular season when he had 10 of his 25 tackles in the last three games...had his best game of 2005 against #13 Miami (FL) when he had five tackles, including four first hits in the triple-overtime thriller...had two tackles for loss and his only sack of the year against Miami's strong offensive line...had five tackles in the win over Duke...had a strong game in win over #16 Florida State; he had four tackles, including a five-yard tackle for loss in his 30 snaps as a starter...started the last three games of the year at defensive tackle...his other two starts were in games two and three against Maryland and #13 Miami (FL)...had an October slump in which he had just two tackles in a four-game period...junior college transfer who had 27 tackles as a junior and 25 as a senior; the stats have been mirror images in terms of production; has 37 first hits and 15 assists for his 52 career tackles.

Prior to 2005: Only player on Clemson's two-deep who is a junior college transfer...originally signed with Clemson out of high school after he was named defensive MVP of the 2001 Shrine Bowl...had six tackles for loss in 2004 at Clemson, including one sack...the sack came in his first career game against Wake Forest...had his best game against #10 Miami (FL) with five tackles, including two tackles for loss...has had exactly five tackles in each game he has played against the Hurricanes...had just four tackles in his first four game of 2004, then had 23 over the last seven...named a **SuperPrep** All-American in high school...played at Southwest Mississippi Community College in 2002 and 2003...rated as a top-100 national junior college player according to CollegeFootballNews.com...played running back in high school in addition to his defensive abilities; he had a 1,000-yard rushing season...born Feb. 12, 1983...majoring in sport management.

Groover 2005 Game-By-Game Stats

Date	Opponent	Plays	Hit	Ast	Tot	TFL	Sacks	QP
9-3	TEXAS A&M	7	1	1	2			
9-10	at Maryland	*44	3	1	4	1-1		1
9-17	MIAMI (FL)	*45	4	1	5	2-8	1-7	1
9-24	BOSTON COLLEGE	39	2	0	2			
10-1	at Wake Forest	2	0	0	0			
10-13	at N.C. State	11	0	0	0			
10-22	TEMPLE	16	1	0	1			
10-29	at Georgia Tech	27	0	1	1			
11-5	DUKE	*27	3	2	5	1-1		
11-12	FLORIDA STATE	*30	4	0	4	1-5		
11-19	at South Carolina	*30	1	0	1			
Totals		278	19	6	25	5-15	1-7	2

* - start

Groover Career Stats

Year	GP-S	Plays	Hit	Ast	Tot	TFL	Sacks	QP	PBU	CF-RF
2004	11-0	241	18	9	27	6-9	1-2	4	2	0-0
2005	11-5	278	19	6	25	5-15	1-7	2	1	0-0
Totals	22-5	519	37	15	52	11-24	2-9	6	3	0-0

#25 Michael Hamlin • S • *Fr.

Overview: Starter at safety over the last six games of the season; his insertion into the starting has lineup paralleled Clemson's strong finish...the Tigers have won five of six with him starting...leads all Clemson freshmen in plays (449); he also leads the freshmen in tackles (53)...tied for sixth on the team in total tackles with All-American Tye Hill...second-team freshman All-American according to **Sporting News** and CollegeFootballNews.com...has two interceptions for 42 yards; his first career theft came at Georgia Tech when he took away a deep pass from All-American Calvin Johnson...had his career high in tackles in his first career start when he had eight at N.C. State in 53 plays of action...has at least four tackles in every game he has started and played at least 46 snaps in each game he has started...had an 11-yard interception return against #16 Florida State to stop a drive in Clemson territory and keep the Seminoles out of the endzone...had a strong game early in the season when he had seven tackles against #13 Miami (FL), including six first hits...helped limit the Hurricanes to just 109 yards passing in regulation...when he starts in the Champs Sports Bowl, he will be considered a starter for the course of the season...first Tiger freshman to be a starter in the secondary for a season since Justin Miller in 2002...came to Clemson from Lamar High School, the same school that sent All-American Levon Kirkland to Clemson.



Prior to 2005: Named Clemson's most improved safety in the spring of 2005, and that improvement has continued this season...red-shirted the 2004 season...strong student who was on the ACC Academic Honor Roll for 2004-05...finalist for Mr. Football in South Carolina in 2004...ranked as the 11th-best safety in the nation by **Tom Lemming** out of high school...played in the Shrine Bowl for South Carolina...had 23 interceptions in his career at Lamar High...played on the state championship baseball team...born Nov. 21, 1985...majoring in sport management.

Hamlin 2005 Game-By-Game Stats

Date	Opponent	Plays	Hit	Ast	Tot	TFL	Int	PBU
9-3	TEXAS A&M	22	1	0	1			
9-10	at Maryland	24	0	4	4			1
9-17	MIAMI (FL)	31	6	1	7			
9-24	BOSTON COLLEGE	25	3	1	4			
10-1	at Wake Forest	29	3	0	3	1-1		
10-13	at N.C. State	*53	4	4	8			
10-22	TEMPLE	*46	1	4	5			
10-29	at Georgia Tech	*52	3	3	6		1-31	
11-5	DUKE	*59	2	2	4			
11-12	FLORIDA STATE	*55	3	2	5		1-11	
11-19	at South Carolina	*53	3	3	6			
Totals		449	29	24	53	1-1	2-42	1

* - start

Hamlin Career Stats

Year	GP-S	Plays	Hit	Ast	Tot	TFL	Sacks	Int	QP	PBU	CF-RF
2005	11-6	449	29	24	53	1-1	0-0	2-42	0	1	0-0

#10 Cullen Harper • QB • *Fr.

Overview: Has seen action in just one game during his red-shirt freshman season...came in late during the Duke game and completed 1-2 passes for 15 yards; Clemson later scored a touchdown on that drive...listed as the third-string quarterback behind Charlie Whitehurst and Will Proctor.

Prior to 2005: Named the most improved quarterback and the top quarterback in the strength training room for spring practice of 2005...red-shirted in 2004...played in just two games due to injury as a senior at Sequoyah High School in Alpharetta, GA...listed as one of the top 50 players in Georgia by **Atlanta Constitution**...born Oct. 1, 1985...majoring in pre-business.

Harper Career Stats

Passing												
Year	GP-S	PL	Cm	Att	Int	Yds	TD	LG	Pct	Y/A	Y/C	Y/G
2005	1-0	5	1	2	0	15	0	15	50.0	7.50	15.0	113.0

Rushing & Total Offense										
Year	Car	Net	Y/C	Y/G	TD	LG	PL	Tot	TDR	Y/G
2005	1	-4	-4.0	-4.0	0	-4	3	11	0	11.0

#36 Cliff Harrell • FB • *Sr.

Overview: Senior fullback who has been a team leader all season...veteran of 47 career games, including eight as a starter...fourth on the team in career games played; he has missed just one game in his career...one of the reasons Clemson has the top scoring percentage in the red zone in the ACC this year; the Tigers have scored on 41 of 45 possessions...has averaged 11.5 plays per game in 2005, including a season-high 22 against Temple...had a 16-yard rush on strange play when he recovered a blocked punt against #13 Miami (FL)...has two catches for the year, including one against #25 Boston College and one against #16 Florida State...has at least one catch in each of his four seasons...played in both wins over Florida State over his four years on the team...has started eight games in his career, but none this season...lost both his mother and father before he came to Clemson; his mother died of cancer when he was a senior in high school.

Prior to 2005: Four-year letterman who won the team's strength and conditioning award for running backs in the spring of 2005...played 68 snaps in 2004 and did not have a carry, but was a fine blocker in short-yardage situation...played a season-high 27 snaps when Clemson defeated N.C. State in 2004...had an 86-percent blocking grade in the win over Maryland...played 249 snaps in 13 games in 2003; made six starts on a team that won nine

games...had three rushes for the season and his only catch against Duke...played 79 snaps as a freshman, including 12 in the Tangerine Bowl against Texas Tech; also started the Maryland game at fullback that year...red-shirted the 2001 season...gained 1,075 yards rushing and scored 16 touchdowns at North Florida Christian Academy...#1 fullback in the state by **Florida Times Union** his senior year of high school...born Mar. 5, 1983...majoring in human resource development.

Harrell Career Stats

Year	GP-S	Plays	Car	Yds	Avg	TD	LG	Rec	Yds	TD
2002	13-1	79	3	16	5.3	0	11	1	4	0
2003	13-6	249	3	4	1.3	0	2	2	17	0
2004	10-1	68	0	0	---	0	---	2	8	0
2005	11-0	127	1	16	16.0	0	16	2	8	0
Totals	47-8	523	7	36	5.1	0	16	7	37	0

#26 La'Donte Harris • WR • So.

Overview: Reserve wide receiver who has played in 22 consecutive games...averaging 22.5 snaps per game at wideout in 2005, up from 12 plays a game as a first-year freshman...has five catches in 2005, but one was for a 16-yard touchdown against Temple from quarterback Will Proctor...has had one catch in five different games...has played at least 13 snaps in every game in 2005...played a high of 36 plays at N.C. State...an important blocker downfield in Clemson's offense; he has a number of fine knockdown blocks this year.

Prior to 2005: Had three catches for 21 yards in his freshman year...played in all 11 games for an average of 12 plays per game...saw his most playing time as a freshman against Utah State when he was in for 31 plays...had a 12-yard catch against N.C. State, a key play in Clemson's six-point win...one of two Tiger receivers from Alabama recruited by former Crimson Tide receiver and Clemson Assistant Coach Dabo Swinney...four-year starter on the gridiron and three-year starter in basketball at Litchfield High School...born Aug. 13, 1986...majoring in sport management.

Harris Career Stats

Year	GP-S	Plays	Rec	Yds	Avg	TD	LG	Car	Yds	TD	LG
2004	11-0	137	3	21	7.0	0	12	0	0	0	---
2005	11-0	248	5	44	8.8	1	16	0	0	0	---
Totals	22-0	385	8	65	8.1	1	16	0	0	0	---

#8 Tye Hill • CB • *Sr.

Overview: Finalist for the Jim Thorpe Award, the honor given to the nation's top defensive back; joined by Michael Huff of Texas and Jimmy Williams of Virginia Tech as finalists for the award...first-team All-American according to Walter Camp, the first defensive back so honored at Clemson since Donnell Woolford in 1988...first Tiger regardless of position to be named a first-team All-American since Keith Adams in 2000...also first-team All-American according to **ESPN.com**, **BrentsonBuckner.com**, and **Rivals.com**, **Sporting News**...second-team selection by **AP** and **CollegeFootballNews.com**...ranked 10th among NFL draft candidates by Peter King of **Sports Illustrated**...one of the top-15 draft prospects by Mel Kiper in his September list...has seven pass breakups and three interceptions for a team-best 10 passes defended...a big reason Clemson ranks in the top 25 in the nation in pass efficiency defense and 13th in scoring defense...tied for the team lead in takeaways (4); he has three interceptions and one fumble recovery...also has a caused fumble...improved as a tackler; he has 53 tackles for the season, including five tackles for loss...ranks sixth on the team in tackles...had three tackles for loss at Wake Forest, the first cornerback in school history to have three tackles for loss in one game; had a career-high 11 tackles in that game, as he helped in run support against the Demon Deacons' innovative offense; led the Tigers in tackles in that game, the first time in Clemson history a cornerback has led the team in tackles in a game...had three interceptions all within the first six games of the season...teams did not throw his way over the last five games; Clemson won four of those games...had a lot to do with Calvin Johnson gaining just 46 yards receiving against the Tiger defense on four catches...had a strong game against #13 Miami (FL) with five tackles and a pass breakup; he was a big reason Miami had a season-low 109 passing yards in regulation...had an interception on #25 Boston College's last possession of regulation to force overtime...has played 670 snaps for the season,



Tiger Bios



fifth most on the team and most among defensive players...has been on the field for 670 of the 750 defensive snaps this year...veteran of 33 career starts, fourth among active Tigers...has a streak of 31 consecutive starts entering the bowl game, second among active Tigers behind Jamaal Fudge (35)...has played in 48 consecutive games overall, tied for the team lead among active players...started his Clemson career as a running back in 2001 and 2002; he moved to defense in 2003 and joined the starting lineup right away...has incredible speed; he was the ACC champion in the 60m indoors and the 100m outdoors during 2004...ranked third in the nation in passes defended (21) in 2004...has 35 career pass breakups, third best in Clemson history, and 40 career passes defended, seventh best in school history...has a strong chance to become Clemson's first first-round draft pick since Rod Gardner (2001 draft)...has worked hard all year on his pass catching so he could improve his interception total; he works out with Tiger receivers during pregame practice and during a segment of practice each day...ranked among the top cornerbacks in the nation entering 2005; he was seventh among cornerbacks by **Lindy's** in their preseason issue.

Prior to 2005: Starter at cornerback in 2003 and 2004 after serving as a reserve running back in 2002...led the ACC and ranked third in the nation in passes defended in 2004...had 13 of his 21 passes defended in the last five games of 2004; he had four in the wins over #10 Miami (FL) and South Carolina...defended Miami's last pass play of the overtime victory in the Orange Bowl in 2004...had eight tackles in the 2004 win over N.C. State...averaged 71.3 snaps per game in 2004...a big reason Clemson ranked 12th in the nation in pass efficiency defense...started 11 of the 13 games in 2003, a season where Clemson won nine games and finished in the top 25; had two interceptions that year, including one in the win over #3 Florida State that set the tone for the game; earned ACC Defensive Back-of-the-Week...had 37 tackles for the year, but 34 were first hits, so he had experience making open-field tackles...Clemson's third-leading rusher in 2002 when he had 225 yards on 42 carries, a 5.4 average that was best on the team...team's leading rusher in the Tangerine Bowl against Texas Tech when he had 16 yards on five rushes...had 105 yards on 14 carries at North Carolina for his top game as a running back...had a 32-yard run for a score at Virginia that year...red-shirted in 2001 as a running back...All-American in track in 2002-03 when he ran the second leg in Clemson's 4x100m relay team that finished second in the nation...has run a career-best 10.27 in the 100m...all-state athlete as a junior and senior at Woodland High School...played in the North-South All-Star game in Myrtle Beach...100m state champion as a junior...born Jun. 3, 1982...majoring in human resource development.

Hill 2003 Game-By-Game Stats

Date	Opponent	Plays	Hit	Ast	Tot	TFL	Int	PBU
8-30	GEORGIA	*57	3	1	4			
9-6	FURMAN	*51	1	0	1			
9-13	MIDDLE TENNESSEE	19	1	0	1			
9-20	at Georgia Tech	18	2	0	2	1-7		1
10-4	at Maryland	*53	2	0	2			1
10-11	VIRGINIA	*60	3	0	3		1-(-2)	1
10-16	at N.C. State	*47	3	0	3			
10-25	NORTH CAROLINA	*57	3	0	3			
11-1	at Wake Forest	*53	3	0	3			
11-8	FLORIDA STATE	*69	4	0	4		1-0	1
11-15	DUKE	*45	2	1	3			
11-22	at South Carolina	*66	2	1	3			1
1-2	Tennessee	*83	5	0	5			2
Totals		678	34	3	37	1-7	2-(-2)	7

* - start; Note: Had a sack at Georgia Tech; had a caused fumble against Florida State.

Hill 2004 Game-By-Game Stats

Date	Opponent	Plays	Hit	Ast	Tot	TFL	Int	PBU
9-4	WAKE FOREST	*87	2	2	4			2
9-11	GEORGIA TECH	*87	5	1	6	2-12		3
9-18	at Texas A&M	*72	2	1	3			
9-25	at Florida State	*82	6	2	8			3
10-7	at Virginia	*67	3	3	6			
10-16	UTAH STATE	*44	2	0	2			
10-23	MARYLAND	*63	2	1	3			3
10-30	N.C. STATE	*82	6	2	8			1
11-6	at Miami (FL)	*78	4	0	4			4
11-13	at Duke	*71	4	1	5			1
11-20	SOUTH CAROLINA	*51	2	1	3			4
Totals		784	38	14	52	2-12	0-0	21

* - start

Hill 2005 Game-By-Game Stats

Date	Opponent	Plays	Hit	Ast	Tot	TFL	Int	PBU
9-3	TEXAS A&M	*48	3	0	3			
9-10	at Maryland	*61	3	3	6		1-4	
9-17	MIAMI (FL)	*74	4	1	5	1-1		1
9-24	BOSTON COLLEGE	*80	6	1	7		1-7	
10-1	at Wake Forest	*67	9	2	11	3-12		
10-13	at N.C. State	*49	4	1	5		1-24	
10-22	TEMPLE	*43	2	1	3			1
10-29	at Georgia Tech	*60	2	1	3	1-1		
11-5	DUKE	*68	3	1	4			3
11-12	FLORIDA STATE	*59	1	1	2			1
11-19	at South Carolina	*61	4	0	4			1
Totals		670	41	12	53	5-14	3-35	7

* - start; Note: Had a recovered fumble against Texas A&M; had a caused fumble against Miami; had a sack at Wake Forest.

Hill Career Stats

Year	GP-S	Plays	Hit	Ast	Tot	TFL	Sacks	Int	QP	PBU	CF-RF
2003	13-11	678	34	3	37	1-7	1-7	2-(-2)	0	7	1-0
2004	11-11	784	38	14	52	2-12	1-9	0-0	0	21	0-0
2005	11-11	670	41	12	53	5-14	1-1	3-35	0	7	1-1
Totals	35-33	2132	113	29	142	8-33	3-17	5-33	0	35	2-1

Year	GP-S	Plays	Car.	Yds	Avg	TD	LG	Rec	Yds	TD
2002	13-0	129	42	225	5.4	2	32	3	7	0

#89 Thomas Hunter • TE • *Jr.

Overview: Walk-on tight end who earned a scholarship this season...began the year as a first-year senior, but Tommy Bowden wants him to return for another year, which he will do...was taken out of the senior section in first class on his second plane trip of the year to N.C. State, telling him the coaches wanted him back for another year...has 10 catches for 94 yards; he leads the tight ends in receptions...had a career-high three receptions for 20 yards against #25 Boston College...yet to catch a touchdown pass, although he had one wiped out on an illegal procedure penalty at Georgia Tech...has all 10 of his receptions in a seven-game period at midseason...had two catches for 26 yards in the win at N.C. State and two receptions for 23 yards in the loss at Georgia Tech...named Subway Sub-of-the-Game by the Clemson radio network for his efforts off the bench against #25 Boston College and at Georgia Tech...starter in six games overall...has played 342 snaps this year after playing just 16 in his career prior to 2005...has at least one catch in six of his 11 games...grew up as a Clemson fan in Marion, SC; he often made the three-hour drive to Clemson as a youth to see the Tigers play...could follow in the footsteps of former Clemson walk-on tight end Ed Glenn, who is now a doctor; Hunter aspires to go to medical school when he leaves Clemson.

Prior to 2005: Played on special teams in 2003 and 2004; he played 14 snaps as a sophomore in 2004...played his most snaps in 2004 at #10 Miami (FL) when he was on the field for eight snaps, including all three of Reggie Merriweather's short touchdown runs...played in 10 games in 2003 as a special teams player...invited walk-on in 2002; he did not appear in a game...had 61 receptions for 960 yards as a senior at Pee Dee Academy...born Aug. 15, 1984...majoring in biological sciences.

Hunter Career Stats

Year	GP-S	Plays	Rec	Yds	Avg	TD	LG
2003	10-0	2	0	0	---	0	---
2004	11-0	14	0	0	---	0	---
2005	11-6	342	10	94	9.4	0	21
Totals	32-6	358	10	94	9.4	0	21

#55 Bobby Hutchinson • C • *Fr.

Overview: A red-shirt freshman center who has appeared in three games in 2005...played three snaps at N.C. State, then nine against Temple and 10 against Duke.

Prior to 2005: Red-shirted in 2004...was limited with a knee injury, but was active in spring practice of 2005...played in the Florida-California High School All-Star game after his senior season at Madison County High School in Greenville, FL...played in two state championship games...born Feb. 20, 1985...majoring in sport management.



#91 Rashaad Jackson • DT • *Fr.

Overview: First-team freshman All-America defensive tackle according to CollegeFootballNews.com...second-team freshman All-American at defensive tackle according to Rivals.com...honorable mention freshman All-American by **Sporting News**...first-team All-ACC freshman team pick by **Sporting News**...fourth among Tiger freshmen in snaps (271), including second among freshman defensive players...finished the regular season with 34 tackles; he had 6.5 tackles for loss and 0.5 sacks...his 6.5 tackles for loss total ranks fourth best on the team and first among defensive tackles...his 34 tackles rank 11th on the team, quite an accomplishment considering he has started just one game...second among non-starters in tackles behind C.J. Gaddis...top tackler among defensive tackles; he trails only Gaines Adams and Charles Bennett among all defensive linemen...has made many strong plays, but one stands out; had a pass deflection on what proved to be South Carolina's last offensive play; he deflected the ball to Charles Bennett, who made the interception; Clemson ran out the clock and claimed the 13-9 victory over the #19 Gamecocks; also contributed five tackles, a fumble recovery, and a tackle for loss in 29 snaps in that game...had five tackles, including half a sack in the win over #16 Florida State; therefore he had 10 tackles in the two wins over top-20 teams to close the regular season...had a season-high six tackles against #25 Boston College, including two tackles for loss...made his only start of the year at Georgia Tech...had three tackles in a productive 13 snaps in the season opener against #17 Texas A&M, so he has been a big part of Clemson's three top-20 wins in 2005.

Prior to 2005: Came to Clemson from the same high school that sent senior running back Kyle Browning to Clemson...red-shirted the 2004 season at Clemson...three year starter at defensive tackle at Union High School...played in the 2003 Shrine Bowl...born Jan. 25, 1985...majoring in community recreation management.

R. Jackson 2005 Game-By-Game Stats

Date	Opponent	Plays	Hit	Ast	Tot	TFL	Sacks	QP
9-3	TEXAS A&M	13	1	2	3			
9-10	at Maryland	21	3	1	4	1-1		
9-17	MIAMI (FL)	27	0	2	2			
9-24	BOSTON COLLEGE	20	3	3	6	2-5		
10-1	at Wake Forest	36	4	0	4	1-3		
10-13	at N.C. State	12	0	0	0			
10-22	TEMPLE	25	1	0	1	1-3		
10-29	at Georgia Tech	*30	0	2	2			1
11-5	DUKE	29	2	0	2			1
11-12	FLORIDA STATE	29	1	4	5	0.5-2	0.5-2	
11-19	at South Carolina	29	3	2	5	1-3		
Totals		271	18	16	34	6.5-17	0.5-2	2

* - start; Note: Had a recovered fumble at South Carolina.

R. Jackson Career Stats

Year	GP-S	Plays	Hit	Ast	Tot	TFL	Sacks	QP	PBU	CF-RF
2005	11-1	271	18	16	34	6.5-17	0.5-2	2	2	0-1

#35 Steven Jackson • FB • Sr.

Overview: Another of the fine leaders in Clemson's senior class...has been with the program for the last three seasons; he transferred to Clemson from East Tennessee State after its program dropped football...was a Southern Conference All-Freshman defensive lineman in 2002 with the Buccaneer program...has never carried the ball on a running play for the Tigers...has six career catches, including a career-high four this season for 33 yards...has played in 35 consecutive games for the Tigers; he has never missed a game...has six career starts, including four this year...has been a big part of Clemson's improved rushing game this year with his strong blocking...a big reason Clemson has been productive in the red zone, and a big reason James Davis and Reggie Merriweather have combined for 15 touchdowns this year...had his four receptions in four different games...had a 15-yard catch against #13 Miami (FL) for his career-long reception...has played a career-high 122 plays this year...one of Clemson's top special teams players; he has five special teams tackles this year and 25 for his career...has been named to the ACC Academic Honor Roll for each of his first two years at Clemson...one of the strongest players on the team; he was one of three recipients of a team dedication award in the weight room in 2004.

Prior to 2005: Played 109 snaps at fullback in 2004...had one reception against South Carolina...had an 87-percent film grade for his blocking in the 2004 opener against Wake Forest...started the Utah State game in 2004...set the tone for the 2004 win over South Carolina when he had a diving recovery of a fumble on the opening kickoff...had nine special teams tackles in 2004 to rank third on the team...played 117 snaps as a reserve fullback in 2003; played fullback in the Peach Bowl against #6 Tennessee that year...had 11 special teams tackles to rank second on the 2003 team...had a 16-yard reception against Wake Forest for his career-long catch...played the 2002 season at East Tennessee State and had 39 tackles, including three for losses...had 11 games played and four starts; so he has played 46 career college football games...had a season-high nine tackles against Furman, including two tackles for loss...had 163 tackles and 18 sacks at Spring Valley High School near Columbia, SC...born May 11, 1984...majoring in human resource development.

S. Jackson Career Stats

Year	GP-S	Plays	Car	Yds	Avg	TD	LG	Rec	Yds	TD
2003	13-1	117	0	0	---	0	---	1	16	0
2004	11-1	109	0	0	---	0	---	1	6	0
2005	11-4	122	0	0	---	0	---	4	33	0
Totals	35-6	348	0	0	---	0	---	6	55	0

#80 Aaron Kelly • WR • *Fr.

Overview: Second on the team in receptions (43) and reception yardage (539)...his reception yardage total is ninth best in ACC history for a freshman...needs 146 receiving yards in the bowl game to break Derrick Hamilton's Clemson freshman receiving yardage record...named to the ACC All-Freshman team by **Sporting News**...top freshman receiver in the ACC in terms of receptions and second among freshmen in reception yardage...ranked ninth in the ACC in receptions per game with 3.9...13th in the ACC in reception yards per game (49.0)...had 155 receiving yards against Temple, the third-highest total by an ACC player in 2005...second on the team in plays (398) among freshmen, including first among freshman offensive players...set the school freshman reception yardage record with 155 against Temple; had seven catches for 155 yards and a touchdown in that game, breaking the record of 139 receiving yards by Roscoe Crosby against Duke in 2001...has had at least one reception in every game, becoming the first freshman in Clemson history to have at least one catch in every game...his 43 receptions are second most in Clemson history for a freshman; Derrick Hamilton has the record with 53 in 2001...had exactly four catches in each of the first three games of the season...had four receptions for 40 yards in the overtime game against Miami's (FL) tough secondary...added five catches for 38 yards in a starting assignment against #25 Boston College...continued his improvement at N.C. State when he had five receptions for 81 yards, a season high in yardage at the time...had just two receptions for 13 yards in the win over #16 Florida State, but one of the catches was a diving grab in the corner of the endzone that was changed to a catch after a review...then had big game against Temple...finished the year strong with five catches for 68 yards in the win over #19 South Carolina...also contributed on kickoff returns over the last four games of the season; he had a 28.6-yard average on eight returns...had an 81-yard return at Georgia Tech, the longest return by a Tiger this year...leads the team in kickoff return average and is second in yardage by just 20 yards, so he could take over the lead with a couple of good returns in the bowl game.

Prior to 2005: Red-shirted the 2004 season...made a name for himself in the spring and the August practices by not dropping a pass...had a leaping 34-yard touchdown reception from Will Proctor in the Spring Game...had 55 catches for 955 yards and 17 touchdowns as a senior at Walton High School in Marietta, GA...Clemson found out about him from a former Alabama player (Curtis Brown) who played for Dabo Swinney at Alabama...born Apr. 2, 1986...majoring in pre-business.



Kelly 2005 Game-By-Game Stats

Date	Opponent	Plays	Rec	Yds	Avg	TD	LG	Car	Yds	KOR
9-3	TEXAS A&M	49	4	48	12.0	0	22	0	0	
9-10	at Maryland	*29	4	26	6.5	0	11	0	0	
9-17	MIAMI (FL)	35	4	40	10.0	0	12	0	0	
9-24	BOSTON COLLEGE	*34	5	38	7.6	0	16	0	0	
10-1	at Wake Forest	*40	2	13	6.5	0	8	0	0	
10-13	at N.C. State	39	5	81	16.2	0	35	0	0	
10-22	TEMPLE	30	7	155	22.1	1	41	0	0	
10-29	at Georgia Tech	39	2	7	3.5	0	6	0	0	1-81
11-5	DUKE	30	3	50	16.7	0	18	0	0	3-47
11-12	FLORIDA STATE	40	2	13	6.5	1	9	0	0	3-72
11-19	at South Carolina	33	5	68	13.6	0	27	0	0	1-29
Totals		398	43	539	12.5	2	41	0	0	8-229

* - start; Note: Had a punt return for one yard against Temple.

Kelly Career Stats

Year	GP-S	Plays	Rec	Yds	Avg	TD	LG	Car	Yds	TD	KOR
2005	11-3	398	43	539	12.5	2	41	0	0	0	8-229

#34 Adrian Kindred • LB • *Fr.

Overview: Has seen action in just one game during his red-shirt freshman season...played three snaps against Duke as a reserve linebacker...one of the most athletic players on the team.

Prior to 2005: Red-shirted in 2004...high school teammate of fellow freshman Jock McKissic at Opelika High School...listed as the 25th-best player in Alabama by **SuperPrep**...born Jan. 1, 1986.

Kindred Career Stats

Year	GP-S	Plays	Hit	Ast	Tot	TFL	Sacks	Int	QP	PBU	CF-RF
2005	1-0	3	0	0	0	0-0	0-0	0-0	0	0	0-0

#54 Colin Leonard • LS • Jr.

Overview: Has appeared in 10 of the 11 games this season...came into the season as a backup long snapper for both punt and placekicks, but took over the long-snapping duties on punts for Nic Riddle in the second game of the year at Maryland...also was the long snapper on placekicks the last three games of the regular season when Riddle was injured...has two tackles on punt coverage...came to Clemson as a walk-on.

Prior to 2005: One of a very small number of Tigers to ever come from the state of Indiana...played at Harrison High School in Lafayette, IN...born Apr. 23, 1985...majoring in sport management.

#29 Haydrian Lewis • CB • Fr.

Overview: Second-team cornerback as a first-year freshman...one of 12 freshmen who played at least 100 snaps in 2005...saw his most action in the win over Duke when he was on the field for 38 plays...played 26 snaps against #16 Florida State in the secondary and was one of the reasons the Seminoles failed to score an offensive touchdown...did not play on defense in the first three games of the year and played just eight snaps over the first five games; but played 16 snaps at N.C. State in nationally-televvised game and started to get some confidence...played 28 against Temple...has six total tackles in 11 games...also plays on special teams.

Prior to 2005: Shrine Bowl starter in 2004 for the South Carolina team...had 19 passes defended and 65 tackles as a senior at Stratford High School in Charleston; the first-ever Clemson signee from that school...led his team to the state title game and a 13-2 record...played for Ray Stackley...born Feb. 18, 1986.

Lewis Career Stats

Year	GP-S	Plays	Hit	Ast	Tot	TFL	Sacks	Int	QP	PBU	CF-RF
2005	11-0	132	3	3	6	0-0	0-0	0-0	0	0	0-0

#96 Xavier Littleberry • DE • *Fr.

Overview: Has seen action off the bench in three games this season...in just three plays in his first career game, he had a sack against Temple; on the sack, he also caused a fumble that was recovered by one of his

teammates...played three plays each against Duke and #16 Florida State...one of the most athletic defensive linemen on the team...joins Roman Fry as the only natives of Ohio on the 2005 squad.

Prior to 2005: Red-shirted in 2004...two-sport star at Camden (SC) Military Academy in 2003...played his high school football at Millersburg Academy in Columbus, OH...born Apr. 10, 1985...majoring in sport management.

Littleberry Career Stats

Year	GP-S	Plays	Hit	Ast	Tot	TFL	Sacks	QP	PBU	CF-RF
2005	3-0	9	1	0	1	1-7	1-7	0	0	1-0

#68 Chris McDuffie • OG • *So.

Overview: Reserve offensive tackle who made the move to offense prior to the season...one of the few Clemson players who has played over 90 snaps on both sides of the ball over his career...has played 92 on offense in 2005; he was in for 128 on defense in 2004...has played in 10 of the 11 games on special teams; he has played on scrimmage plays in six games...saw his first career action on offense against #13 Miami (FL); he played 12 snaps in that triple-overtime classic...played 12 snaps against #25 Boston College, and had two knockdown blocks and an 83-percent grade...played his most action against Temple when he was on the field for 31 plays and had three knockdowns...played 22 snaps in the win over Duke and had three knockdowns...played seven snaps against #16 Florida State, but got two knockdowns in that limited action...has 11 knockdowns in 92 plays for the season.

Prior to 2005: Listed as a defensive tackle entering the fall, but moved to the offensive line in August...second-team defensive tackle in 2004 when he played 128 snaps and made 12 tackles...played a career-high 27 snaps against Georgia Tech...had at least one tackle in each of the last seven games; he had a tackle for loss at #10th Miami (FL)...red-shirted the 2003 season...all-state selection at George Washington High School in Danville, VA...played one year at Hargrave Military Academy before coming to Clemson...born Aug. 8, 1984...majoring in community recreation management.

#50 Jock McKissic • DT • Fr.

Overview: Has played 234 snaps as a first-year freshman, sixth among Tiger freshmen, third among first-year freshmen, and fourth among freshman defensive players...has 17 tackles for the season...has played at least double figures in snaps in every game this year...had three tackles against #25 Boston College, including his first career tackle for loss...had three stops in 50 snaps against Duke; the playing time against Duke was a season high...in for 18 snaps against #16 Florida State and contributed two tackles...has had at least one tackle in eight of the 11 games...another first year freshman who has made strong contribution to Clemson's 13th-ranked scoring defense.

Prior to 2005: Enrolled at Clemson in January of 2005, so he had a head start on some of the Clemson first-year freshmen...played both ways at Opelika High School in 2003...high school teammate of Adrian Kindred, a red-shirt freshman on the Tiger team...born Jul. 17, 1986...majoring in sociology.

McKissic Career Stats

Year	GP-S	Plays	Hit	Ast	Tot	TFL	Sacks	QP	PBU	CF-RF
2005	11-0	234	10	7	17	1-1	1-1	2	1	0-0

#94 Phillip Merling • DE • Fr.

Overview: Second-team freshman All-America defensive end according to Rivals.com...reminds some of a young Chester McGlockton, who was a strong bull rusher from the defensive tackle position for the Tigers from 1989-91...has played 260 snaps at defensive end, fifth among Clemson freshmen and second among first-year freshmen...had his top game of the year against #25 Boston College when he had six tackles, including five first hits, in 47 plays; the play total is his high for the year...had a strong game at N.C. State with three tackles in 18 plays; he had a caused fumble and his first career sack...also had a sack against Duke...played at least double figures in plays in every game but the season opener.

Prior to 2005: Played tight end and defensive end at Fork Union Military Academy in 2004; had five sacks and eight pass breakups...ranked among the



top tight ends in the nation coming out of high school...played at Cordova High School in Memphis in 2003...played in the Tennessee/Kentucky High School All-Star game...played for former South Carolina player Chris Rumph during his final three years of high school...averaged 20 points and 12 rebounds a game in basketball as a senior...played at Fork Union in 2004 with current Tigers Durrell Barry and Elmore Gabriel, who are red-shirting this year...born Aug. 19, 1985.

Merling 2005 Game-By-Game Stats

Date	Opponent	Plays	Hit	Ast	Tot	TFL	Sacks	QP
9-3	TEXAS A&M	7	1	0	1	1-4		
9-10	at Maryland	19	0	0	0			1
9-17	MIAMI (FL)	22	1	0	1			
9-24	BOSTON COLLEGE	47	5	1	6			2
10-1	at Wake Forest	19	1	1	2			
10-13	at N.C. State	18	3	0	3	1-3	1-3	
10-22	TEMPLE	33	2	2	4	1-1		
10-29	at Georgia Tech	24	0	0	0			
11-5	DUKE	35	2	0	2	1-8	1-8	1
11-12	FLORIDA STATE	21	1	0	1			
11-19	at South Carolina	15	1	0	1			
Totals		260	17	4	21	4-16	2-11	4

* - start; Note: Had a caused fumble at N.C. State.

Merling Career Stats

Year	GP-S	Plays	Hit	Ast	Tot	TFL	Sacks	QP	PBU	CF-RF
2005	11-0	260	17	4	21	4-16	2-11	4	2	1-0

#37 Reggie Merriweather • RB • * Jr.

Overview: Ranked seventh in the ACC in rushing with 64.3 yards per game...has gained 707 yards for the season and averaged 4.8 yards per carry...has scored seven touchdowns, second on the team behind James Davis (8)...ranked seventh in the ACC in touchdowns (7)...will be fourth among returning rushers in the ACC in 2006...fifth in rushing in conference games this year with a 70.5-yard average...has more career rushing yards than any other active Tiger (1,433)...consistent player who had 670 rushing yards in 2004 and 707 in 2005...has three 100-yard rushing games this year and five for his career...all three 100-yard games took place consecutively in games against Temple, Georgia Tech, and Duke...first Tiger to have three-consecutive, 100-yard rushing games since Raymond Priestner in 1996...ninth among active ACC rushers in career yardage (1,433)...only Tiger to score three touchdowns in a game this year; he did it against Duke...starter in six of the 11 regular-season games, so he will at least be listed as a co-starter for the season...has five career 100-yard rushing games; all five are within the last 14 games...has 18 touchdowns over the last two seasons; he has 17 in his last 17 games as well...has three games in his career in which he has scored three touchdowns, including at #10 Miami (FL) in 2004, the South Carolina game at Clemson in 2004, and the Duke game at Clemson this year...had a career-high 128 yards rushing at Georgia Tech; he had a 5.6 average in that game...had his first 100-yard game of the year against Temple when he had 17 carries for 108 yards; he also had a 15-yard reception in that game...has caught a career-high eight passes for 49 yards this season...needs two carries in the bowl game to reach 300 for his career...has a 4.8-yard average for his career, a solid accomplishment because he has so many inside rushes...has played 35 consecutive games in his career, including 12 as a starter (six in each of the last two seasons)...all six of his starts this year were consecutive from the October 1 Wake Forest game through the November 12 Florida State game...had his top game early in the season when he had 75 yards on 10 carries in the four-point win at Maryland...scored the winning touchdown at Maryland with 2:58 left on a 38-yard run...has scored the winning points in the fourth quarter with under three minutes left three times in his Tiger career...had the game-winner against Maryland in 2004 with 23 seconds left, then scored the game-winner in overtime at #10 Miami (FL)...added the third game-winner, his second against Maryland, this year at College Park...also productive against #25 Boston College's strong defense this year; he had 15 carries for 75 yards to lead the Clemson ball carriers that day...has led Clemson in rushing five of the 11 games, tied with James Davis for the lead in that category...teamed with Davis to become the first Tiger duo to have over 700 yards rushing in the same season since 2000, when Woodrow Dantzler and Travis Zachery both had 1,000-yard seasons.

Prior to 2005: Clemson's leading rusher in 2004 with 670 yards...finished the year strong with 508 yards rushing over the last six games of the season...scored 11 touchdowns to rank second in the ACC; he was the leading returning touchdown scorer in the ACC for 2005...had 114 yards at #10 Miami (FL) to help Clemson to the 24-17 overtime victory...had 28 carries for 125 yards in the victory over South Carolina that capped the season; the carry total was a career high...had seven touchdowns in the last three games of the 2004 season...had his top game early in the year against Georgia Tech when he had eight carries for 90 yards, including a 62-yard touchdown run that remains the longest run by a Tiger running back in the Tommy Bowden era; it is in fact the longest run by a Clemson running back over the last nine seasons...named Clemson's offensive player-of-the-game by the Tiger coaches for four games in 2004...appeared in all 13 games in 2003; he played in six games as a running back; saw his most action that year against Middle Tennessee when he had eight carries for 27 yards...red-shirted the 2002 season...fine public speaker; he gave invocation at Clemson's Commencement exercises in May of 2005...also appeared on PawVision before every home game in 2005 with a public service announcement...**SuperPrep** All-American out of high school...rushed for 2,580 yards at North Augusta High School...played in the Shrine Bowl for South Carolina in 2001...born Sep. 30, 1983...majoring in human resource development.

Merriweather 2004 Game-By-Game Stats

Date	Opponent	Plays	Car	Yds	Avg	TD	Rec	Yds	TD
9-4	WAKE FOREST	2	0	0	---	0	0	0	0
9-11	GEORGIA TECH	22	8	90	11.3	1	1	4	0
9-18	at Texas A&M	25	8	53	6.6	0	0	0	0
9-25	at Florida State	*22	5	19	3.8	0	0	0	0
10-7	at Virginia	0	0	0	---	0	0	0	0
10-16	UTAH STATE	35	18	84	4.7	2	0	0	0
10-23	MARYLAND	*50	17	60	3.5	1	1	3	0
10-30	N.C. STATE	*42	14	49	3.5	0	0	0	0
11-6	at Miami (FL)	*44	20	114	5.7	3	4	24	0
11-13	at Duke	*52	18	76	4.2	1	1	-5	0
11-20	SOUTH CAROLINA	*45	28	125	4.5	3	0	0	0
Totals		339	136	670	4.9	11	7	26	0

* - start

Merriweather 2005 Game-By-Game Stats

Date	Opponent	Plays	Car	Yds	Avg	TD	Rec	Yds	TD
9-3	TEXAS A&M	22	9	22	2.4	0	0	0	0
9-10	at Maryland	23	10	75	7.5	2	1	4	0
9-17	MIAMI (FL)	36	3	8	2.7	0	1	9	0
9-24	BOSTON COLLEGE	37	15	75	5.0	0	2	13	0
10-1	at Wake Forest	*41	17	92	5.4	1	1	7	0
10-13	at N.C. State	*30	12	47	3.9	0	2	1	0
10-22	TEMPLE	*37	17	108	6.4	1	1	15	0
10-29	at Georgia Tech	*34	23	128	5.6	0	0	0	0
11-5	DUKE	*26	18	104	5.8	3	0	0	0
11-12	FLORIDA STATE	*31	17	35	2.1	0	0	0	0
11-19	at South Carolina	11	5	13	2.6	0	0	0	0
Totals		328	146	707	4.8	7	8	49	0

* - start

Merriweather Career Stats

Year	GP-S	Plays	Car	Yds	Avg	TD	LG	Rec	Yds	TD
2003	13-0	62	16	56	3.5	0	11	0	0	0
2004	11-6	339	136	670	4.9	11	62	7	26	0
2005	11-6	328	146	707	4.8	7	38	8	49	0
Totals	35-12	729	298	1433	4.8	18	62	15	75	0

#47 Josh Miller • LB • Fr.

Overview: Second-team linebacker most of his first-year freshman season...has played in all 11 games; he has played on special teams in every game and on defensive scrimmage plays in seven games...saw his most action against Temple when he had five tackles in 31 snaps; four of the tackles were first hits...played 20 snaps against Duke and had three tackles...five of his 12 tackles are special teams stops...made his first career tackles at N.C. State in a nationally-televised Thursday night game on **ESPN**; he had two stops in six plays.

Prior to 2005: Two-way standout at Manning High School in 2004...rushed for 2,271 yards and 32 touchdowns as a senior; he had 5,500 career rushing yards at the prep level...had 232 career tackles on defense...starter for the South



Carolina team in the Shrine Bowl...ranked as the 24th-best linebacker in the nation by **SuperPrep**...born Dec. 12, 1986...majoring in sport management.

Miller Career Stats

Year	GP-S	Plays	Hit	Ast	Tot	TFL	Sacks	Int	QP	PBU	CF-RF
2005	11-0	73	8	4	12	0-0	0-0	0-0	0	0	0-0

#64 Chip Myrick • OG • *Sr.

Overview: Only senior offensive lineman on the Clemson roster...starter in five of the 11 games, including each of the last three...has played in 38 games as a Tiger, including 11 as a starter...the 38 games played are the high figure among active offensive linemen and ninth among all active Tigers...has 28 knockdown blocks and 299 snaps for the 2005 season...has played at least 20 snaps in 10 of the 11 games...played a season-high 39 in a starting role against Maryland when he graded a team-best 88 percent; had a season-high 6.5 knockdown blocks in that game when he helped the Tigers to victory in College Park...also had a team-best grade in the win over #16 Florida State with a career-high 94 percent; he had five knockdowns in helping the Tigers to a 35-14 win; it was the second time he had played well in a win over the Seminoles at Clemson...came off the bench against #13 Miami (FL), then was back in the starting lineup for the Boston College game...started the final three games of the season, and the Tigers won all three games...has graded in the 80s in six of the 11 games this year...played a season-low 11 snaps at Georgia Tech, but graded 82 percent.

Prior to 2005: Had an injury-plagued 2004 season; he contracted mono in August of 2004; also had a lower leg injury that year...finished the year strong however with an 83-percent grade for 32 snaps against South Carolina...had 17 knockdown blocks for the 2004 season...contributed to Clemson's win over #10 Miami (FL) with a season-high 90 percent grade for 21 snaps in the overtime Tiger win...started six of the last seven games for the Tigers in 2003 when Clemson won nine games and ranked in the final top 25 of both polls...started at left guard against #6 Tennessee in the 2003 Peach Bowl...had 17 knockdown blocks for the 2003 season...graded over 80 percent in seven of the 13 games...graded between 88-91 percent for four consecutive games at one stage in 2003...played 42 snaps in the win over #6 Tennessee in the Peach Bowl...earned a letter as a freshman in 2002; he played 20 snaps in three games...red-shirted the 2001 season...first-team all-state by **Atlanta Constitution** as a senior at Lovett School in Atlanta...born Jun. 1, 1982...majoring in management.

#42 Maurice Nelson • LB • *So.

Overview: Reserve linebacker this season; he has also played various safety positions in his Tiger career...reliable member of the special teams, but all his tackles are on scrimmage plays this year...has played in 10 of the 11 games this year; he missed the Duke game...played a career-high 32 plays in the win over Temple; he had two tackles in that game...third time in his career he has had a pair of tackles...has played on defense in eight of the 10 games he has played in this year...had a tackle at N.C. State in 13 plays...veteran of 21 games the last two years; he has missed just one game; has played 120 snaps in those 21 games.

Prior to 2005: Lettered as a rover in 2004; he played 18 of his 47 snaps against Utah State...had a pair of tackles in that game and in the Virginia game in Charlottesville...played on special teams in every game in 2004...red-shirted the 2003 season...ranked as one of the top-10 players in South Carolina coming out of high school...listed as #5 player in South Carolina by **Charlotte Observer**...had 137 tackles and eight sacks as a senior at Crestwood High School...born Apr. 1, 1985...majoring in community recreation management.

Nelson Career Stats

Year	GP-S	Plays	Hit	Ast	Tot	TFL	Sacks	Int	QP	PBU	CF-RF
2004	11-0	47	2	4	6	0-0	0-0	0-0	0	0	0-0
2005	10-0	73	3	1	4	0-0	0-0	0-0	0	0	0-0
Totals	21-0	120	5	5	10	0-0	0-0	0-0	0	0	0-0

#41 Alex Pearson • FB • *Fr.

Overview: Reserve fullback who has not appeared in a game during his red-shirt freshman season...has the ability to play linebacker.

Prior to 2005: Red-shirted in 2004...has shown improvement in the weight room in total weight lifted from 1,190 to 1,330 pounds...high school teammate of Tiger offensive lineman Cory Lambert...three-year starter at linebacker at Greenville High School who as an all-state pick as a senior...born Apr. 20, 1986...majoring in marketing.

#74 Brandon Pilgrim • OG • *So.

Overview: Second-team offensive guard who has started four games in 2005...starter at the beginning of the year; he started three of the first four games and four of the first seven...had four knockdowns in 25 snaps as starter in the win over #17 Texas A&M; suffered an injury in that game that kept him out of the Maryland game...back in the lineup against #13 Miami (FL) at right guard; he had a career-high 6.5 knockdowns and an 81-percent grade in 75 snaps...followed that with 6.5 knockdowns in 44 plays as a starter against #25 Boston College when he graded 85 percent; led the Tigers in coaches film grade in that game, the only time in his career he has led the offensive line in coaches film grade...started the Temple game and had an 80-percent grade...came off the bench at #19 South Carolina in the final regular-season game and had six knockdowns, including a career-high three intimidation blocks; had a 91-percent grade in that game for his career high in 34 snaps...played 17 plays and graded 82 percent with a pair of knockdowns against #16 Florida State...has 37 knockdown blocks for the year and has played 319 snaps for his 10 games...technically a reserve for the season even though he was a starter in four games; he has played more snaps than any other reserve.

Prior to 2005: Red-shirted the 2004 season...played 145 snaps as a first-year freshman in 2003, helping the Tigers to a 9-4 record and a top-25 final ranking...played in 11 of the 13 games, missing only the Maryland and Florida State games...played three snaps against #6 Tennessee in the Peach Bowl...ranked as one of the top-50 offensive tackles in the nation by **Rivals.com**...led Parkview High School to three state titles and a 45-0 record...born Aug. 12, 1984...majoring in human resource development.

#14 Will Proctor • QB • *Jr.

Overview: Backup quarterback to Charlie Whitehurst the last two years; he should move into starting position in 2006 as a senior...showed his capabilities in the win over Duke when he connected on 13-21 passes for 201 yards and two scores; also rushed for 31 yards in 11 carries, giving him 232 yards of total offense, a solid performance in his first career start...came off the bench to get credit for a fourth-quarter comeback win against #17 Texas A&M in the opener; completed 2-4 passes for 28 yards and rushed three times for 18 yards in guiding Tigers to a 25-24 victory; Whitehurst had his "bell rung" late in the third quarter, giving Proctor an opportunity to run the team in the fourth quarter; the quarterback when Clemson drove to the game-winning field goal with just two seconds left...has played in four of the 11 games this year for 93 total snaps; 58 of the 93 snaps came against Duke...has played in 12 games overall in his career, but some of those appearances were as a wide receiver in 2003...hopes to follow in the footsteps of Billy Lott (1979) and Chris Morocco (1989) as first-year starting senior quarterbacks who led the Tigers to bowl-bid seasons...has a passing efficiency of 166.1 for this season in his limited action, and has a 151.5 figure for his career...native of Winter Park, FL, the only active Tiger from the Orlando area, so this bowl game will be a home game for Proctor.

Prior to 2005: Set the Clemson record for passing yardage in the 2005 spring game with a 275-yard performance...backup to Whitehurst in 2004; he played in three games for seven total snaps...did not appear as a quarterback in 2003; he played in four games as a wide receiver...red-shirted the 2002 season...**PrepStar** All-American at Trinity Prep High School...co-MVP of the basketball team and still holds school the high-jump record...played in the Florida East-West All-Star game...threw for 4,082 yards and 44 touchdowns in his high school career...also had 2,853 yards rushing and scored 41 touchdowns...born Nov. 3, 1983...majoring in management.



Proctor 2005 Game-By-Game Stats

Date	Opponent	PL	C-A-I	Yds	TD	Car	Yds	TD	PL	Tot
9-3	TEXAS A&M	23	2-4-0	28	0	3	18	0	7	46
9-10	at Maryland			DNP						
9-17	MIAMI (FL)			DNP						
9-24	BOSTON COLLEGE			DNP						
10-1	at Wake Forest			DNP						
10-13	at N.C. State	2	0-0-0	0	0	0	0	0	0	0
10-22	TEMPLE	10	3-6-0	52	1	0	0	0	6	52
10-29	at Georgia Tech			DNP						
11-5	DUKE	*58	13-21-0	201	2	11	31	1	32	232
11-12	FLORIDA STATE			DNP						
11-19	at South Carolina			DNP						
Totals		93	18-31-0	281	3	14	49	1	45	330

* - start

Proctor Career Stats

Passing										
Year	GP-S	PL	Cm	Att	Int	Yds	TD	LG	Pct	Y/A
2003	5-0	0	0	0	0	0	0	---	---	---
2004	3-0	6	0	3	0	0	0	---	0.0	0.0
2005	4-1	93	18	31	0	281	3	40	58.1	9.06
Totals	12-1	99	18	34	0	281	3	40	52.9	8.26

Note: Also played 11 snaps at wide receiver in 2003.

Rushing & Total Offense										
Year	Car	Net	Y/C	Y/G	TD	LG	PL	Tot	TDR	Y/G
2003	0	0	---	0.0	0	---	0	0	0	0.0
2004	1	-1	-1.0	-0.3	0	-1	4	-1	0	-0.3
2005	14	49	3.5	12.3	1	12	45	330	4	82.5
Totals	15	48	3.2	4.0	1	12	49	329	4	27.4

#11 Tribble Reese • QB • *Fr.

Overview: Red-shirt freshman quarterback who has not appeared in a game in 2005...listed as the fourth-string quarterback.

Prior to 2005: Named to the ACC Academic Honor Roll in his first year at Clemson...red-shirted in 2004...set the Mountain Brook High School record for passing yards (2,390) as a senior...born Jul. 27, 1985...majoring in management.

#79 Barry Richardson • OT • So.

Overview: Named ACC Offensive Lineman-of-the-Week for his performance at N.C. State when he graded 82 percent with five knockdown blocks...first Tiger to be named ACC Offensive Lineman-of-the-Week since the 2001 season when Kyle Young was named for the December 1 Duke game...did not have the highest film grade among Tigers at N.C. State, but his performance against All-America defensive end Mario Williams stood out to the Clemson coaches; did not allow a sack in that game, and Williams was credited with just two tackles...had his best career game in terms of numbers in the win over #16 Florida State; had 11.5 knockdown blocks and a career-best 88-percent grade in that 21-point win...followed that with an 88-percent grade in the win at #19 South Carolina; so he was the most consistent offensive lineman in Clemson's wins over Bobby Bowden and Steve Spurrier to end the regular season...has 45 knockdown blocks for the season to rank fifth on the team...has five games in which he has graded in the 80s, including three of the last four...started the year strong with five knockdown blocks and a 78-percent grade in 70 plays in the win over #17 Texas A&M...had at least four knockdown blocks in each of the first four games of the season...first-team freshman All-American in 2004 when he started eight games for the Tigers...has started each of the last 19 games at Clemson.

Prior to 2005: First-team freshman All-American by the Football Writers and **Sporting News**...started the last eight games of the 2004 season...named rookie-of-the-year on the Clemson offense by the Tiger coaches for 2004...made his first career start at Florida State in 2004 and held his own...had a strong game against South Carolina with an 81-percent grade for 49 snaps...had 19 knockdown blocks for the year, most by a Clemson first-year freshman since 1975...one of the reasons Clemson won five of its last six games...first first-year freshman offensive lineman to be considered a starter since 1943...his eight starts were the most ever by a Tiger first-year freshman offensive lineman...three-year starter at Wando High School; he graduated a year early and came to Clemson...born May 15, 1986...majoring in health science.

#46 Lionel Richardson • LB • *Sr.

Overview: Scholarship linebacker who came to Clemson as a walk-on...solid contributor the last three years; he has played in 31 games, including four as a starter...has averaged 13 plays per game this year...had a thrill against #13 Miami (FL) when he registered his first career sack, an eight-yard stop behind the line of scrimmage; he played 23 snaps against the Hurricanes...played 24 snaps the next week in the overtime battle with #25 Boston College and had three tackles...had a season-high six tackles against Duke in a season-high 34 snaps...has at least one tackle in 10 of the 11 games...has played 15 plays or more in five of the 11 games...ranked among the top-10 strongest players on the team in the power index...played in all 11 games in 2004...had his best year in many ways in 2003 as a sophomore when he had 24 tackles and started four games...had a career-high seven tackles in the win over #24 Virginia and the victory over North Carolina.

Prior to 2005: Played in all 11 games in 2004 for 10 snaps per game...on the field for 22 plays in Clemson's win at #10 Miami (FL); he was a reason the Hurricanes did not score in the second half...started four games as a sophomore on Clemson's 9-4 team that finished the year in the top 25; he missed two games that year due to injury...played on defense in the Peach Bowl against #6 Tennessee...started three games in a row at midseason...reserve running back in 2002 who never got into a game...red-shirted the 2001 season as a walk-on...three-year letterman as a running back at Hanahan High School in Huger, SC...rushed for 1,150 yards and 20 touchdowns as a sophomore...suffered a torn ACL before his junior year...played for Jeff Cruce, a member of Clemson's 1981 National Championship Team at Hanahan High...born Feb. 25, 1983...majoring in electrical engineering.

L. Richardson Career Stats

Year	GP-S	Plays	Hit	Ast	Tot	TFL	Sacks	Int	QP	PBU	CF-RF
2003	9-4	205	12	12	24	1-5	0-0	0-0	0	1	0-0
2004	11-0	113	5	5	10	0-0	0-0	0-0	0	0	0-0
2005	11-0	148	16	8	24	2-11	1-8	0-0	2	1	0-0
Totals	31-4	466	33	25	58	3-16	1-8	0-0	2	2	0-0

#59 Nic Riddle • LS • *Jr.

Overview: Played in the first eight games of the season before suffering a shoulder injury that required surgery and forced him to miss the final three games of the regular season...before the injury, he served as the long snapper on placekicks for Lou Groza finalist Jad Dean...also was the long snapper on punts for the first two games of the season.

Prior to 2005: Appeared in one game as the long snapper on a punt in 2004...lettered multiple times at Ladson High School...born May 4, 1984...majoring in civil engineering.

#84 Akeem Robinson • TE • *Fr.

Overview: Reserve tight end who has played in every game this season on special teams and in five of the 11 games at tight end...used as a run blocker; he has not been the intended receiver of a pass this year...saw his most action against Temple when he was in for five snaps...versatile athlete who played offensive tackle, defensive tackle, and tight end during his red-shirt year of 2004...native of Miami, FL, so he will be playing in his home state when the Tigers face Colorado in the Champs Sports Bowl.

Prior to 2005: Red-shirted the 2004 season...played offensive tackle as a senior for the state championship team at Carol City Senior High School...lettered only one year in high school; he played basketball for four years...still ranked as a top-20 prospect in the Miami area after his senior year...both his parents attended Idaho on track scholarships...born Dec. 12, 1985...majoring in sociology.

Robinson Career Stats

Year	GP-S	Plays	Rec	Yds	Avg	TD	LG
2005	11-0	15	0	0	---	0	---



#97 Dorell Scott • DT • *Fr.

Overview: One of the young defensive tackles who has had an impact this season...has 15 tackles in eight games...has averaged nearly 20 snaps per game as his playing time has grown over the season...played at least 20 snaps in each of the last three games...tied for fourth in the ACC in recovered fumbles (2); had both of those recoveries in the win over Temple; became the first Tiger to recover two fumbles in a game since Kelton Dunnican against Virginia in 1996; had a career-high six tackles in that game; he added a sack for his 31 snaps of play...had three tackles against Duke, including a sack...made his first career appearance against #25 Boston College and registered a tackle in just three plays...also pressured the quarterback late in the year; he had five pressures in the last three games...played 29 snaps at #19 South Carolina, a thrill for the native of Columbia.

Prior to 2005: Red-shirted during the 2004 season...Shrine Bowl player from Ridge View High School his senior season...ranked as 30th-best defensive tackle in the nation by CollegeFootballNews.com...listed as the 32nd-best defensive tackle by **SuperPrep**...team defensive MVP each of his last three years...had 101 tackles his senior year...born Mar. 15, 1986...majoring in sociology.

Scott Career Stats

Year	GP-S	Plays	Hit	Ast	Tot	TFL	Sacks	QP	PBU	CF-RF
2005	8-0	156	9	6	15	2-5	2-5	7	1	0-2

#2 Chansi Stuckey • WR • *Jr.

Overview: First-Team All-ACC wide receiver...leads the ACC in receptions per game (5.6); also ranks 37th in the nation in receptions per game...second consecutive year a Clemson receiver has led the league; Airese Currie led the ACC in receptions per game in 2004...ranks third in the ACC in reception yards per game (69.2); he has 761 yards in 11 games...sixth in the ACC in punt return average (7.4), which includes a 47-yard return for a score against #17 Texas A&M in the season opener, the only touchdown of the game for the Tigers...ranks sixth in the ACC in all-purpose yards per game (96.4)...only Tiger over 1,000 yards in all-purpose running; he has 1,060 entering the bowl game...had 156 receiving yards against #16 Florida State on November 12, the second-highest total by an ACC player this year; his 11 receptions in that game are the most by an ACC player in 2005...had two other games with eight catches (Georgia Tech, N.C. State) to rank in the top 10 for the season...has three 100-yard receiving games, second in the league to Vernon Davis of Maryland...has four 100-yard games for his career, third among active ACC players...went over the 1,000-yard mark for his career in the win over #16 Florida State; he has 1,051 entering the bowl game...his 62 receptions in 2005 rank in a tie for fourth in Clemson history for a season, tied with Derrick Hamilton's 62 in 2003...his 5.64 receptions per game rank third best in Clemson history for a single season...has 89 career receptions, 15th best in Clemson history...his 1,051 career receiving yards stand 21st best in Clemson history...had 188 all-purpose running yards against #16 Florida State, the high figure by a Tiger this year...got season off to great start with three catches for 50 yards and two punt returns for 53 yards in the win over #17 Texas A&M...had seven receptions for 71 yards in the triple-overtime loss to #13 Miami (FL)...had eight catches for 103 yards in a nationally-televised win at N.C. State; he also had two rushes for 22 yards in that game...had five catches for 112 yards and two touchdown receptions in the win over Duke...went his first 71 receptions of his career without a touchdown, then had two against Duke and two against #16 Florida State in consecutive games...became the first Tiger in history to have consecutive games with multiple touchdown receptions...has accounted for a touchdown four different ways in his career (pass, rush, punt return, reception), just the third player in school history and the first since the 1940s to account for a touchdown in four different means...had a breakout game in the 35-14 win over #16 Florida State when he had 11 catches for 156 yards; his reception total was one short of the Clemson record (12 by Airese Currie against Middle Tennessee in 2003), and his reception yardage was the fifth best in Tiger history for a single game...has caught at least two passes in every game this year and has a streak of 14 straight games with a catch...has caught at least one pass in all 20 games he has played as a wide receiver in his career...over 1,500 yards for his career in all-purpose running; he has yardage in all four areas...served as the backup quarterback to Charlie Whitehurst in 2003.

Prior to 2005: Second on the team in receiving as a sophomore behind Airese Currie with 25 catches...had eight receptions for 112 yards in the opener against Wake Forest and seven catches for 74 yards in the last game against South Carolina; had just 10 catches in the nine games in between...had injury problems that limited his effectiveness...had a blocked punt and a key block on a punt return in that Wake Forest game...played in eight games in 2003 as a backup quarterback...threw two touchdown passes at Wake Forest; he accounted for 106 yards of total offense in one quarter...had 77 yards rushing in the win at South Carolina, including a 33-yard touchdown run...red-shirted the 2002 season...quarterback at Northside High School in Warner Robins, GA...rushed for 1,000 yards and passed for 1,000 yards as a senior...born Oct. 4, 1983...majoring in sport management.

Stuckey 2004 Game-By-Game Stats

Date	Opponent	Plays	Rec	Yds	Avg	TD	LG	Car	Yds	PR
9-4	WAKE FOREST	*68	8	112	14.0	0	22	4	10	1-3
9-11	GEORGIA TECH	*66	1	23	23.0	0	23	2	2	
9-18	at Texas A&M	*62	2	20	10.0	0	11	0	0	2-5
9-25	at Florida State	*52	2	4	2.0	0	2	1	13	
10-7	at Virginia	*40	1	12	12.0	0	12	1	-2	1-22
10-16	UTAH STATE						DNP			
10-23	MARYLAND	*40	1	7	7.0	0	7	1	-15	
10-30	N.C. STATE						DNP			
11-6	at Miami (FL)	*67	1	5	5.0	0	5	0	0	
11-13	at Duke	*53	2	23	11.5	0	17	1	5	
11-20	SOUTH CAROLINA	*67	7	74	10.6	0	23	0	0	
Totals		515	25	280	11.2	0	23	10	13	4-30

* - start; Note: Had a blocked punt against Wake Forest; had a kickoff return for 17 yards at Texas A&M.

Stuckey 2005 Game-By-Game Stats

Date	Opponent	Plays	Rec	Yds	Avg	TD	LG	Car	Yds	PR
9-3	TEXAS A&M	*46	3	50	16.7	0	23	1	3	2-53
9-10	at Maryland	*37	2	15	7.5	0	9	1	-1	2-25
9-17	MIAMI (FL)	*65	7	71	10.1	0	21	0	0	3-8
9-24	BOSTON COLLEGE	*30	2	7	3.5	0	4	0	0	2-17
10-1	at Wake Forest	*62	7	74	10.6	0	30	3	16	2-10
10-13	at N.C. State	*37	8	103	12.9	0	39	2	22	1-1
10-22	TEMPLE	*33	5	58	11.6	0	17	2	23	3-21
10-29	at Georgia Tech	*53	8	89	11.1	0	28	1	0	1-11
11-5	DUKE	*32	5	112	22.4	2	40	1	6	4-19
11-12	FLORIDA STATE	*41	11	156	14.2	2	36	1	8	5-24
11-19	at South Carolina	*42	4	26	6.5	0	14	1	1	2-10
Totals		478	62	761	12.3	4	40	13	78	27-199

* - start; Note: Had a punt return for a touchdown against Texas A&M; had one kickoff return for 22 yards against Duke.

Stuckey Career Stats

Passing												
Year	GP-S	PL	Cm	Att	Int	Yds	TD	LG	Pct	Y/A	Y/C	Y/G
2003	7-0	56	11	21	0	97	2	15	52.4	4.62	8.8	13.9
2004	9-9	515	0	2	0	0	0	---	0.0	0.00	0.0	0.0
2005	11-11	478	0	2	0	0	0	---	0.0	0.00	0.0	0.0
Totals	27-20	1049	11	25	0	97	2	15	44.0	3.88	8.8	3.6

Rushing & Receiving											
Year	Car	Net	Y/G	Y/C	TD	LG	Rec	Yds	Avg	TD	PR
2003	17	136	19.4	8.0	1	33	2	10	5.0	0	0-0
2004	10	13	1.4	1.3	0	14	25	280	11.2	0	4-30
2005	13	78	7.1	6.0	0	21	62	761	12.3	4	27-199
Totals	40	227	8.4	5.7	1	33	89	1051	11.8	4	31-229

#92 Trey Tate • DT • *Sr.

Overview: Veteran of 41 games at defensive tackle, seventh most among active Tigers and fifth among defensive players...has 21 career starts, tied for seventh among active Tigers...starter at defensive tackle in 10 of the 11 games this year...has started 21 of the last 22 games at defensive tackle...had his best game against #13 Miami (FL) when he had five tackles in 50 snaps; also had a tackle for loss...has at least one tackle in 10 of the 11 games...continued to start, but playing time when down in the second half of the season when freshmen started to improve, thereby making everyone fresher in the fourth quarter...had three tackles in 19 plays at #19 South Carolina...played a season-high 51 snaps against #25 Boston College...has 80 career tackles; he has been a common



Tiger Bios



denominator on the Tiger defensive line the last three years...has played in every game the last three years, and played in six games as a freshman...one of the few players on the team to play in two bowl games in his career.

Prior to 2005: Posted a career-high 34 tackles in 2004 when he played a career-high 45 plays per game...started all 11 games that year and played at least 30 snaps in 10 of the 11 games...had two sacks against Utah State and four tackles...had a season-high four tackles against Georgia Tech and Maryland...had a solid game at Florida State with four tackles...registered 25 tackles as a reserve in all 13 games in 2003; he played at least 15 plays in every game...had his first career sack against Philip Rivers at N.C. State; he caused a fumble on the play...played 27 plays in the win over #6 Tennessee in the 2003 Peach Bowl and had a tackle...played in six games in 2002, including the Tangerine Bowl against Texas Tech...red-shirted the 2001 season...played in the South Carolina North-South game at Myrtle Beach...born May 29, 1983...majoring in human resource management.

Tate 2005 Game-By-Game Stats

Date	Opponent	Plays	Hit	Ast	Tot	TFL	Sacks	QP
9-3	TEXAS A&M	*43	0	1	1			
9-10	at Maryland	18	1	0	1			
9-17	MIAMI (FL)	*50	3	2	5	1-1		
9-24	BOSTON COLLEGE	*51	1	0	1			
10-1	at Wake Forest	*43	1	0	1			
10-13	at N.C. State	*25	0	1	1			
10-22	TEMPLE	*14	0	0	0			
10-29	at Georgia Tech	*27	2	1	3			
11-5	DUKE	*22	1	0	1			
11-12	FLORIDA STATE	*18	1	0	1			
11-19	at South Carolina	*19	2	1	3			
Totals		330	12	6	18	1-1	0-0	0

* - start

Tate Career Stats

Year	GP-S	Plays	Hit	Ast	Tot	TFL	Sacks	Int	QP	PBU	CF-RF
2002	6-0	30	2	1	3	0-0	0-0	0-0	0	0	0-0
2003	13-0	281	16	9	25	2-9	1-8	0-0	6	1	1-0
2004	11-11	496	22	12	34	3-17	2-15	0-0	3	0	0-0
2005	11-10	330	12	6	18	1-1	0-0	0-0	0	0	0-0
Totals	41-21	1137	52	28	80	6-27	3-23	0-0	9	1	1-0

#5 Rendrick Taylor • WR • Fr.

Overview: Has played 147 snaps at wide receiver, 10th among Tiger freshmen and fifth among first-year freshmen...has six receptions on the season; his effectiveness was limited by a broken wrist; he suffered the injury against #25 Boston College...sat out the Wake Forest game, but was back at N.C. State...had three catches prior to the injury, then had three after the injury over the last six games...had his biggest catch against Temple when he caught a 21-yard pass...had his most catches at Maryland when he had two receptions for 10 yards...had a catch for eight yards in 17 snaps against #16 Florida State...played 25 snaps at N.C. State...looks forward to next year when he can play without the heavy wrap to protect his injured wrist.

Prior to 2005: Consensus top-five player in the state of South Carolina...played in the Shrine Bowl...third-team All-South by **Countdown to Signing Day**...listed as the 19th-best wide receiver in the nation by CollegeFootballNews.com...16th-best athlete in the nation by Rivals.com...born Apr. 3, 1987...majoring in special education.

Taylor Career Stats

Year	GP-S	Plays	Rec	Yds	Avg	TD	LG	Car	Yds	TD	LG
2005	10-0	147	6	50	8.3	0	21	0	0	0	---

#58 Taylor Tremel • OG • *Fr.

Overview: Reserve offensive guard who has played in two games as a red-shirt freshman...played five snaps against Temple and six versus Duke...has worked hard in the weight room to improve his strength.

Prior to 2005: Red-shirted in 2004...named to the All-Dixie team by **SuperPrep**...listed as the second-best center in the state by **Florida Times Union** out of Lake Mary High School...born Aug. 18, 1985...majoring in secondary education.

#45 Courtney Vincent • DE • *Fr.

Overview: Named Subway Sub-of-the-Game by the Clemson radio network for his performance against Duke; had a sack and two tackles in 25 plays in that game...reserve bandit end most of the season...has played 82 snaps in 10 games; the sack against Duke was his only sack of the year...played on defense in nine of the 10 games he played...missed only the Wake Forest game...played a season-high 25 snaps against Duke...played 10 snaps against #13 Miami (FL).

Prior to 2005: Red-shirted the 2004 season...named Clemson's most improved outside linebacker for spring practice of 2005...Shrine Bowl linebacker in 2003...defensive captain of the South Carolina Shrine Bowl team...had 100 tackles as a senior and 168 as a junior at Allendale-Fairfax High School...comes to Clemson from the same school that produced Raymond Priestner, Clemson's career rushing leader...born Nov. 24, 1985...majoring in sociology.

Vincent Career Stats

Year	GP-S	Plays	Hit	Ast	Tot	TFL	Sacks	Int	QP	PBU	CF-RF
2005	10-0	82	3	3	6	1-3	1-3	0-0	1	2	0-0

#17 Roy Walker • S • *So.

Overview: Reserve safety who has helped the special teams this year...has played in all 11 games on special teams...has appeared in two games at safety; 10 plays against Temple and three against #16 Florida State...has a good comeback story; he suffered a torn ACL in 2004 August practice; that was his first year playing in games since high school...missed 2004 with the injury and was red-shirted in 2003.

Prior to 2005: Rushed for 1,400 yards and threw for 900 yards as a senior at Macon Country High School...high school quarterback who moved to defense...had 30 rushing and passing touchdowns his senior season...averaged 16 points a game as a basketball player...born Feb. 5, 1985...majoring in sport management.

Walker Career Stats

Year	GP-S	Plays	Hit	Ast	Tot	TFL	Sacks	Int	QP	PBU	CF-RF
2005	11-0	13	0	0	0	0-0	0-0	0-0	0	0	0-0

#40 Anthony Waters • LB • *Jr.

Overview: Top tackler on Clemson's 13th-ranked scoring defense...has 102 tackles in 10 games...Honorable Mention All-ACC linebacker; he will be a strong All-ACC candidate in 2006...ranks third in the ACC in tackles per game (10.2); also seventh in tackles for loss per game (13.5)...leads the ACC in individual first hits (70)...ranks 21st in the nation in first hits per game...had 4.5 tackles for loss at Maryland for the high figure by a Tiger this year...team Midseason MVP by CollegeFootballNews.com...defensive player-of-the-game at Maryland, at N.C. State, and for the Duke game according to the Tiger coaching staff...given a gameball for his performance against #25 Boston College by USAToday.com...had 14 tackles in three different games to tie for the high figure by a Tiger this year...had a breakout game at Maryland when he had 14 tackles, 4.5 tackles for loss, and half a sack; did that in just 50 snaps; it was a head-to-head battle with D'Qwell Jackson, the ACC Defensive Player-of-the-Year...had 14 tackles against #25 Boston College and Duke...had a huge game at N.C. State with 11 tackles and four tackles for loss...big contributor to Clemson's victories over #16 Florida State and #19 South Carolina; he had 15 total tackles and two tackles for loss in those games combined...had a streak of five consecutive double-figure tackle games from games 2-6...had 11 tackles, including a sack, against #13 Miami (FL)...has started each of the last 21 games he has played...has 207 career tackles, including 172 in the last two years...has 22.5 career tackles for loss, third among active Tigers...has the ability to cover on pass plays; he has seven pass breakups, the most by a Tiger linebacker since Kenzil Jackson had seven in 1991...two pass breakups in the bowl game would give Waters nine for the season, tying the record for a linebacker (Doug Brewster, 1988).

Prior to 2005: Top returning tackler from the 2004 season...had 70 tackles in 2004 to rank third on the team...started all 11 games in 2004 and had nine tackles for loss among his 70 stops...had a season-high 10 tackles against Georgia Tech...teamed with Leroy Hill to give Clemson solid play at linebacker



in 2003...had a consistent season; he had 34 tackles in the first five games and 36 in the last six games...played in all 13 games on defense as a reserve in 2003; nine of his 35 tackles were on special teams...had a season-high six tackles at Georgia Tech...red-shirted the 2002 season...all-state player at Lake View High School...Shrine Bowl starter; he had eight tackles in that game...had 1,382 yards rushing as a running back as a senior...born Jul. 25, 1984...majoring in sport management.

Waters 2004 Game-By-Game Stats

Date	Opponent	Plays	Hit	Ast	Tot	TFL	Sacks	Int
9-4	WAKE FOREST	*63	5	3	8			
9-11	GEORGIA TECH	*69	6	4	10	1-1		
9-18	at Texas A&M	*55	4	2	6			
9-25	at Florida State	*56	4	1	5			
10-7	at Virginia	*54	4	1	5			
10-16	UTAH STATE	*30	3	2	5	1-4	1-4	
10-23	MARYLAND	*40	3	2	5			
10-30	N.C. STATE	*57	5	2	7	3-13		
11-6	at Miami (FL)	*59	5	3	8	3-19	1-17	
11-13	at Duke	*52	6	2	8			
11-20	SOUTH CAROLINA	*43	1	2	3	1-3		
Totals		578	46	24	70	9-40	2-21	0-0

* - start; Note: Had a caused fumble at Virginia.

Waters 2005 Game-By-Game Stats

Date	Opponent	Plays	Hit	Ast	Tot	TFL	Sacks	Int
9-3	TEXAS A&M	*35	2	3	5			
9-10	at Maryland	*50	9	5	14	4.5-7	0.5-1	
9-17	MIAMI (FL)	*54	6	5	11	1-8	1-8	
9-24	BOSTON COLLEGE	*65	11	3	14	1-1		
10-1	at Wake Forest	*58	9	1	10			
10-13	at N.C. State	*52	7	4	11	4-10		
10-22	TEMPLE				DNP			
10-29	at Georgia Tech	*54	6	2	8			
11-5	DUKE	*59	10	4	14	1-6		
11-12	FLORIDA STATE	*63	5	3	8	1-1		
11-19	at South Carolina	*63	5	2	7	1-3		
Totals		553	70	32	102	13.5-36	1.5-9	0-0

* - start

Waters Career Stats

Year	GP-S	Plays	Hit	Ast	Tot	TFL	Sacks	Int	QP	PBU	CF-RF
2003	13-0	172	24	11	35	0-0	0-0	0-0	1	0	0-0
2004	11-11	578	46	24	70	9-40	2-21	0-0	3	1	1-0
2005	10-10	553	70	32	102	13.5-36	1.5-9	0-0	4	7	0-0
Totals	34-21	1303	140	67	207	22.5-76	3.5-30	0-0	8	8	1-0

#32 Nick Watkins • LB • *So.

Overview: Starting linebacker who has 91 tackles to rank second on the team...had 13 tackles at Maryland; named ACC Specialist-of-the-Week for his performance at Maryland when he had five special teams tackles; that was quite a performance because it happened soon after Hurricane Katrina ravaged his hometown of New Orleans and put his family into strife...Clemson's top special teams tackler for the season with 11...defensive player-of-the-game by the Clemson coaches at Georgia Tech; he had 14 tackles, including 10 first hits; a big reason the Yellow Jackets scored just 10 points in that game...has at least six tackles in every game, the only Tiger who can make that claim in 2005...big contributor to the win over #19 South Carolina when he had nine tackles, including seven first hits...had six tackles in the win over #16 Florida State, including a sack; that gave him 15 combined tackles in the wins over #19 South Carolina and #16 Florida State...has played 577 snaps, eighth most on the team and fourth among defensive players...had 14 tackles at Georgia Tech to tie for the high total by a Tiger this year; he led the Tigers that game...has made strong improvement over last year; he has gone from 53 tackles as a freshman to 91 tackles this year...had six tackles in the opener, but tied for the team lead in that win over #17 Texas A&M...has played at least 43 snaps on defense in every game.

Prior to 2005: Productive player off the bench in 2004; he had 53 tackles in 11 games...named defensive rookie-of-the-year by the Clemson coaches in 2004...40 of his 53 tackles in 2004 were first hits...had a season-high eight tackles in win over Maryland in just 27 plays...had to deal with the death of his brother, news he learned just before leaving to go to Florida State; decided to

play the game because that is what his brother would have wanted, and he had seven tackles, including six first hits; his brother played at Louisiana State in the 1990s...averaged a tackle every 6.04 snaps in 2004, best on the team...red-shirted the 2003 season...born Oct. 8, 1985...majoring in community recreation management.

Watkins 2004 Game-By-Game Stats

Date	Opponent	Plays	Hit	Ast	Tot	TFL	Sacks	Int
9-4	WAKE FOREST	21	4	1	5	1-1		
9-11	GEORGIA TECH	19	5	0	5	2-2		
9-18	at Texas A&M	25	2	1	3			
9-25	at Florida State	32	6	1	7			
10-7	at Virginia	27	4	1	5			
10-16	UTAH STATE	33	5	1	6	1-1		
10-23	MARYLAND	27	4	4	8	2-2		
10-30	N.C. STATE	27	4	1	5			
11-6	at Miami (FL)	18	1	0	1			
11-13	at Duke	19	4	1	5	1-2		
11-20	SOUTH CAROLINA	12	1	2	3			
Totals		260	40	13	53	7-8	0-0	0-0

Watkins 2005 Game-By-Game Stats

Date	Opponent	Plays	Hit	Ast	Tot	TFL	Sacks	Int
9-3	TEXAS A&M	*43	4	2	6			
9-10	at Maryland	*53	10	3	13			
9-17	MIAMI (FL)	*56	4	3	7			
9-24	BOSTON COLLEGE	*64	4	3	7			
10-1	at Wake Forest	*46	3	3	6	1-5		1-3
10-13	at N.C. State	*50	4	3	7			
10-22	TEMPLE	*47	3	5	8	1-2		
10-29	at Georgia Tech	*59	10	4	14			
11-5	DUKE	*46	4	4	8			
11-12	FLORIDA STATE	*49	4	2	6	1-7	1-7	
11-19	at South Carolina	*64	7	2	9	1-2		
Totals		577	57	34	91	4-16	1-7	1-3

* - start

Watkins Career Stats

Year	GP-S	Plays	Hit	Ast	Tot	TFL	Sacks	Int	QP	PBU	CF-RF
2004	11-0	260	40	13	53	7-8	0-0	0-0	2	0	0-0
2005	11-11	577	57	34	91	4-16	1-7	1-3	1	1	0-0
Totals	22-11	837	97	47	144	11-24	1-7	1-3	3	1	0-0

#6 Charlie Whitehurst • QB • *Gr.

Overview: Tied for second in Clemson history in victories by a starting quarterback (24); needs a win over Colorado to be in second all by himself ahead of Nealon Greene and only behind Rodney Williams (32)...has eight fourth-quarter comeback wins in his career, tied for first among active Division I quarterbacks...has seven career wins over top-25 teams, tying the school career record with Williams...four of his 24 career wins as a starter are against in-state rival South Carolina, the only quarterback in the 103-game history of the series to post a 4-0 record as the starting signal-caller...only quarterback in ACC history with a winning record against Florida State (given a minimum of two starts); he was 2-1 against the Seminoles, including a 16-point win in 2003 and a 21-point win in 2005...Second-Team All-ACC quarterback in 2005...holds 41 Clemson records, including career passing yardage, career completions, and career touchdowns passes; should add another when the season ends, as his 67-percent completion mark is far ahead of the current record of 63.1 percent by Brandon Streeter in 1999...ranks second in the ACC in total offense per game (230.7); also is third in passing yards per game (227.8) and fourth in passing efficiency (134.3)...ranks 39th in the nation in passing efficiency and 41st in total offense...had 346 yards of total offense against #13 Miami (FL), the seventh-best individual game by an ACC player in 2005 and the most against the Hurricane defense this season...named ACC Offensive Back-of-the-Week for his performance against Temple when he completed 19-27 passes for 307 yards and two touchdowns; it was one of his two 300-yard passing games in 2005...has five 200-yard passing games in 2005...has eight 300-yard passing games for his career, more than any other active ACC player and a record for a Tiger...joins Florida State's Drew Weatherford as the only ACC players to have three 300-yard total offense games in 2005...has 12 career 300-yard total offense games, more than any other active ACC player...has 9,561 career total offense yards, fifth in ACC history; needs just 78 total offense yards to move into third place in



Tiger Bios



ACC history...has 9,460 passing yards, fifth in ACC history; he is just one yard behind Jamie Barnette of N.C. State...needs 155 passing yards to move into third place in ACC history...has again had one of the most prolific passing seasons in school history...his pass attempts (311) rank fifth for a season, his 208 completions rank second, his 2,278 passing yards rank third, his passing yards per game (227.8) rank second, and his passing efficiency (134.3) ranks ninth, but fifth among quarterbacks who have throw at least 15 passes per game...his 11 touchdown passes rank seventh best in school history and his 230.7 total offense yards per game ranks fourth best...on a career basis, he ranks seventh in school history in passing efficiency (124.1)...already has career records for completions (796), attempts (1,339), passing yards (9,460), touchdown passes (49), and total offense...awarded a gameball by [ESPN.com](#) and [USAToday.com](#) for his performance at Maryland...Chevrolet/[ABC Sports](#) Clemson Player-of-the-Game against #13 Miami (FL)...ACC Offensive Back-of-the-Week against Temple...presented with a gameball from [ESPN.com](#) and [USAToday.com](#) for his performance against #16 Florida State...started the year strong by completing 14-19 passes for 185 yards against #17 Texas A&M; followed that with an 18-22 performance at Maryland for 178 yards and two scores; he led Clemson from 10 points down in the fourth quarter to a 28-24 win...had 346-yards total offense against #13 Miami (FL), a thrilling 36-30 triple-overtime loss; threw a touchdown pass to Curtis Baham on fourth down in the first overtime to set the school career record for touchdown passes; also had a 65-yard run in that game, the longest run of his career and the longest run by a Tiger in 2005...had 304 yards passing at Wake Forest; he completed 28-42 passes...had a strong game at N.C. State in front of 13 NFL scouts when he completed 22-31 passes for 246 yards and two touchdowns; he had 265 total offense that day...threw for 307 against Temple with two more scores...had a great senior day when he completed 21-32 for 269 and three scores in a 21-point win over #16 Florida State...finished the year with a victory at South Carolina; he was 17-26 for 172 yards; iced the game with a 10-yard run on third-and-nine on Clemson's final possession...ranked in the top 10 among active Division I quarterbacks in passing yards, completions, and total offense...started a record 37 consecutive games for the Tigers between 2002 and this year; the streak ended when he did not play against Duke due to a sore shoulder; had surgery on December 1 to correct the problem; he will be ready for the bowl game...will return to the scene of a disappointing loss to Texas Tech his freshman year; he was the starting quarterback in Clemson's 55-15 loss to Texas Tech in the 2002 Tangerine Bowl; he was hit many times in the pocket, and that was when his teammates and fans found out about his toughness and earned him a lot of respect; he threw for 263 yards and a touchdown in that game before leaving with a concussion...this will be his third bowl as a starter at Clemson; he led the Tigers to a 27-14 win over #6 Tennessee in the 2003 Peach Bowl...has a career record of 10-3 in non-ACC games, including a 3-0 mark this year...has led the Tigers to victory in five consecutive non-conference games.

Prior to 2005: Led Clemson to a victory at #10 Miami (FL) in 2004 by throwing for 258 yards on 21 completions...guided the Tigers to overtime wins against Wake Forest and #10 Miami (FL)...threw for a season-high 288 against Wake Forest, including the game-winning score in overtime to Kyle Browning...led the Tigers to a comeback win over Maryland by completing 4-5 passes on the winning drive...led the Tigers to five wins in the final six games...had a record-setting sophomore year when he threw for 3,561 yards, nearly 1,000 yards more than any other quarterback in school history...led the team to three wins over top-25 teams, including a triumph over #3 Florida State 26-10, the highest-ranked team Clemson has beaten in its history; threw for 272 yards in that game and had 311 yards of total offense...14th in the nation in total offense and 30th in passing efficiency that year...threw four touchdown passes in the win at South Carolina, leading the Tigers to 63-17 victory; threw for 302 yards in that game; he completed his first 10 passes...threw the game-winning scoring pass in overtime to beat Virginia 30-27...threw for 246 in leading the Tigers to a win over #6 Tennessee in the 2003 Peach Bowl...had five 300-yard passing games, plus two more with 298 that year; also had seven 300-yard total offense games that year...joined Homer Jordan (1981) as only the quarterback to guide the Tigers to a pair of top-10 wins in the same season...runner-up in the ACC to Philip Rivers in passing yards per game in 2003...started the last five games of the 2002 season as a red-shirt freshman...made his first career start at Duke and completed 34-52 for 420 yards and four touchdowns; that established records that still stand total for completions, passing yards, and touchdown passes...threw for four more touchdowns in his second start, a 42-12 win at North Carolina...led

the Tigers to a win over South Carolina by completing 27-38 passes for 287 yards...red-shirted the 2001 season...ranked as the #35 quarterback in the nation by [Rivals.com](#) out of Chattahoochee High School...saw limited action as a senior due to injury; he had a broken thumb...played baseball in high school...his sister Carrie plays on Clemson's women's basketball team...has already received his undergraduate degree in management...born Aug. 6, 1982.

Whitehurst 2002 Game-By-Game Stats

Date	Opponent	PL	C-A-I	Yds	TD	Car	Yds	TD	PL	Tot
8-31	at Georgia				DNP					
9-7	LOUISIANA TECH				DNP					
9-14	GEORGIA TECH				DNP					
9-21	BALL STATE	12	4-4-0	21	0	1	1	1	5	22
10-3	at Florida State				DNP					
10-12	at Virginia	7	7-7-0	92	1	0	0	0	7	92
10-19	WAKE FOREST	3	1-2-0	3	0	0	0	0	2	3
10-24	N.C. STATE	22	6-17-1	64	0	2	-17	0	19	47
11-2	at Duke	*85	34-52-0	420	4	13	-6	0	65	414
11-9	at North Carolina	*62	12-20-0	274	4	3	0	0	23	274
11-16	MARYLAND	*51	12-26-1	130	0	8	11	0	34	141
11-23	SOUTH CAROLINA	*79	27-38-0	287	0	6	-3	1	44	284
12-23	Texas Tech	*77	20-48-4	263	1	10	-6	0	58	257
Totals		398	123-214-6	1554	10	43	-20	2	257	1534

* - start

Whitehurst 2003 Game-By-Game Stats

Date	Opponent	PL	C-A-I	Yds	TD	Car	Yds	TD	PL	Tot
8-30	GEORGIA	*60	19-33-1	151	0	7	-5	0	40	146
9-6	FURMAN	*70	23-31-1	301	2	5	0	0	36	301
9-13	MIDDLE TENNESSEE	*72	23-28-0	298	4	9	41	0	37	339
9-20	at Georgia Tech	*70	23-38-1	298	3	7	8	1	45	306
10-4	at Maryland	*79	22-45-2	320	1	12	-39	0	57	281
10-11	VIRGINIA	*92	27-44-1	265	2	7	-2	1	51	263
10-16	at N.C. State	*72	23-37-1	196	0	5	-3	0	42	193
10-25	NORTH CAROLINA	*75	18-34-0	309	1	2	3	1	36	312
11-1	at Wake Forest	*62	26-42-1	272	0	4	-27	0	46	245
11-8	FLORIDA STATE	*81	17-27-1	272	1	19	39	1	46	311
11-15	DUKE	*71	27-40-2	331	3	3	3	0	43	334
11-22	at South Carolina	*57	18-26-1	302	4	6	43	0	32	345
1-2	Tennessee	*82	22-40-1	246	0	6	-12	0	46	234
Totals		943	288-465-13	3561	21	92	49	4	557	3610

* - start

Whitehurst 2004 Game-By-Game Stats

Date	Opponent	PL	C-A-I	Yds	TD	Car	Yds	TD	PL	Tot
9-4	WAKE FOREST	*81	20-41-2	288	2	9	15	0	50	303
9-11	GEORGIA TECH	*76	20-42-2	275	1	6	12	0	48	287
9-18	at Texas A&M	*68	20-36-3	192	1	9	-28	0	45	164
9-25	at Florida State	*51	10-24-3	88	1	13	27	0	37	115
10-7	at Virginia	*49	16-28-1	166	1	3	12	0	31	178
10-16	UTAH STATE	*71	15-23-2	179	0	6	26	1	29	205
10-23	MARYLAND	*73	14-31-0	170	0	9	-22	0	40	148
10-30	N.C. STATE	*75	14-33-0	183	1	8	-4	0	41	179
11-6	at Miami (FL)	*77	21-37-1	258	0	6	-12	0	43	246
11-13	at Duke	*62	12-26-2	117	0	6	21	0	32	138
11-20	SOUTH CAROLINA	*80	15-28-1	151	0	6	-4	0	34	147
Totals		762	177-349-17	2067	7	81	43	1	430	2110

* - start; Note: Punted one time for 25 yards against Georgia Tech; had a reception for two yards against N.C. State; also played one snap at receiver at Duke.

Whitehurst 2005 Game-By-Game Stats

Date	Opponent	PL	C-A-I	Yds	TD	Car	Yds	TD	PL	Tot
9-3	TEXAS A&M	*57	14-19-0	185	0	2	-2	0	21	183
9-10	at Maryland	*62	18-22-0	178	2	5	1	0	27	179
9-17	MIAMI (FL)	*86	31-55-1	288	2	5	58	1	60	346
9-24	BOSTON COLLEGE	*63	19-28-0	149	0	5	-19	1	33	130
10-1	at Wake Forest	*82	28-42-2	304	0	4	-2	0	46	302
10-13	at N.C. State	*75	22-31-1	246	2	4	19	0	35	265
10-22	TEMPLE	*59	19-27-1	307	2	4	-7	0	31	300
10-29	at Georgia Tech	*77	19-29-1	180	0	4	-17	0	33	163
11-5	DUKE				DNP					
11-12	FLORIDA STATE	*75	21-32-1	269	3	6	-23	0	38	246
11-19	at South Carolina	*68	17-26-2	172	0	5	21	0	31	193
Totals		704	208-311-9	2278	11	44	29	2	355	2307

* - start



Tiger Bios



Whitehurst Career Stats

Passing													
Year	GP-S	PL	Cm	Att	Int	Yds	TD	LG	Pct	Y/A	Y/C	Y/G	Eff
2002	9-5	398	123	214	6	1554	10	83	57.5	7.26	12.5	172.7	128.3
2003	13-13	943	288	465	13	3561	21	72	61.9	7.66	12.4	273.9	135.6
2004	11-11	763	177	349	17	2067	7	56	50.7	5.92	11.7	187.9	97.3
2005	10-10	704	208	311	9	2278	11	51	66.9	7.32	11.0	227.8	134.4
Totals	43-39	2808	796	1339	45	9460	49	83	59.4	7.06	11.9	220.0	124.1

Rushing & Total Offense

Year	Car	Net	Y/C	Y/G	TD	LG	PL	Tot	TDR	Y/G
2002	43	-20	-0.5	-2.2	2	20	257	1534	12	170.4
2003	92	49	0.5	3.8	4	22	557	3610	25	277.7
2004	81	43	0.5	3.9	1	26	430	2110	8	191.8
2005	44	29	0.7	2.9	2	65	355	2307	13	230.7
Totals	260	101	0.4	2.3	9	65	1599	9561	58	222.3

Whitehurst By Site & Conference

Category	*W-L	C %	Eff	C-A-I	Yds	TD	Car	Yds	TD	PL	Yds
Home	15-5	59.4	125.7	406-683-18	4876	24	135	101	8	818	4977
Away	8-9	61.3	127.7	348-568-22	4075	24	109	18	1	677	4093
Neutral	1-1	47.7	88.71	42-88-5	509	1	16	-18	0	104	491
Non-ACC	10-3	62.9	128.9	256-407-17	3055	14	82	65	3	489	3120
ACC	14-12	57.9	122.1	540-932-28	6405	35	178	36	6	1110	6441
ACC Home	8-4	54.6	116.7	247-452-12	2996	16	89	54	5	541	3050
ACC Road	6-8	61.0	127.1	293-480-16	3409	19	89	-18	1	569	3391

* - as a starter

#98 Kwam Williams • DE • *So.

Overview: Has battled Cortney Vincent for the backup role behind Gaines Adams most of the season...has played in nine of the 11 games on defense...saw his most action against #25 Boston College and Temple with 17 plays apiece...had two of his three tackles against the Eagles...had both of his quarterback pressures against Temple...has played 69 snaps for the year...has shown improvement over last year when he played in just three games...has the size that fits the "Bandit" position.

Prior to 2005: Played in three games in 2004 as a defensive end...played against Florida State, Utah State, and South Carolina...had one tackle; it was at Florida State...red-shirted in 2003...had 128 tackles and 14 sacks his senior year at Westlake High School in Atlanta, GA...born Jun. 6, 1985...majoring in sport management.

Williams Career Stats

Year	GP-S	Plays	Hit	Ast	Tot	TFL	Sacks	QP	PBU	CF-RF
2004	3-0	12	1	0	1	0-0	0-0	0	0	0-0
2005	9-0	69	3	0	3	0-0	0-0	2	0	0-0
Totals	12-0	81	4	0	4	0-0	0-0	2	0	0-0

#81 Bobby Williamson • TE • *Sr.

Overview: Has 21 career starts and 46 career games played...fifth among active Tigers in career games played and tied for seventh among active players in career starts...has 26 career receptions, more than any other active Tiger tight end; he has done that in three seasons, because he played on defense in 2004...has nine catches this year, including a touchdown reception at N.C. State; caught an eight-yard scoring pass from Charlie Whitehurst in the second quarter to give Clemson a 14-0 lead...had a season-high three catches for 31 yards at Wake Forest...had two receptions for 29 yards at Georgia Tech, but that is last reception he has had...has played 112 snaps over the last three games...used mostly as a blocker during those games, all Clemson wins...has started nine of the 11 games this year, including each of the last eight...has played at least 30 plays in every game this year...only active Tiger with a touchdown and a sack...has two receiving touchdowns and one by recovery on a blocked punt in 2004...had five sacks as a reserve defensive end in 2004...only married player on the team; he got married during Spring Break in 2005 in Las Vegas.

Prior to 2005: Played defense in 2004 as a defensive end; had 30 tackles, including five sacks...had an outstanding year when one considers he had not played defense since high school...had a 16-yard sack against Georgia Tech in the second game of the year and he was strong contributor the rest of the season...had at least one tackle for loss in seven of the 11 games...had a season-high five tackles at Florida State, including a sack...had a sack in three

consecutive games and was challenging the record for five consecutive games...played tight end and defensive end in the season opener against Wake Forest...top receiver among tight ends in 2003 with 12 catches...had six receptions at N.C. State, most catches by a Clemson tight end since Bennie Cunningham had six in a game against Wake Forest in 1975...played in all 12 regular-season games in 2002; he caught a scoring pass from Willie Simmons against Georgia Tech that year, a key play in Clemson's five point win...red-shirted in 2001...came to Clemson as a tight end from East Lake High School in Tarpon Springs, FL...born May 14, 1983...majoring in human resource development.

Williamson 2004 Game-By-Game Stats

Date	Opponent	Plays	Hit	Ast	Tot	TFL	Sacks	QP
9-4	WAKE FOREST	15	0	0	0			
9-11	GEORGIA TECH	24	1	3	4	1-16	1-16	
9-18	at Texas A&M	17	3	0	3	1-2	1-2	
9-25	at Florida State	29	3	2	5	1-4	1-4	
10-7	at Virginia	31	0	1	1			
10-16	UTAH STATE	30	1	2	3	1-11	1-11	
10-23	MARYLAND	25	0	3	3			
10-30	N.C. STATE	32	1	2	3			
11-6	at Miami (FL)	32	1	2	3	2-4		
11-13	at Duke	31	2	2	4	1-5	1-5	
11-20	SOUTH CAROLINA	21	0	1	1			
Totals		287	12	18	30	7-42	5-38	0

Note: Played seven snaps at tight end against Wake Forest; had a kickoff return for four yards at Florida State; recovered a blocked punt in the endzone for a touchdown against Utah State.

Williamson 2005 Game-By-Game Stats

Date	Opponent	Plays	Rec	Yds	Avg	TD	LG
9-3	TEXAS A&M	*57	0	0	---	0	---
9-10	at Maryland	33	2	23	11.5	0	15
9-17	MIAMI (FL)	*48	0	0	---	0	---
9-24	BOSTON COLLEGE	44	0	0	---	0	---
10-1	at Wake Forest	*47	3	31	10.3	0	13
10-13	at N.C. State	*53	2	17	8.5	1	9
10-22	TEMPLE	*37	0	0	---	0	---
10-29	at Georgia Tech	*37	2	29	14.5	0	15
11-5	DUKE	*30	0	0	---	0	---
11-12	FLORIDA STATE	*42	0	0	---	0	---
11-19	at South Carolina	*40	0	0	---	0	---
Totals		468	9	100	11.1	1	15

* - start

Williamson Career Stats

Year	GP-S	Plays	Rec	Yds	Avg	TD	LG
2002	12-1	314	5	47	9.4	1	16
2003	12-11	368	12	105	8.8	0	23
2004	1-0	7	0	0	---	0	---
2005	11-9	468	9	100	11.1	1	15
Totals	36-21	1157	26	252	9.7	2	23

Year	GP-S	Plays	Hit	Ast	Tot	TFL	Sacks	Int	QP	PBU	CF-RF
2004	11-0	287	12	18	30	7-42	5-38	0-0	0	0	0-0

2005 Champs Sports Bowl



2005 Individual Honors & Awards



#93 Gaines Adams, DE

- Honorable Mention All-American by **Pro Football Weekly**
- Honorable Mention All-ACC by ACSMA/AP
- ACC Defensive Lineman-of-the-Week at Maryland
- Defensive Player-of-the-Game vs. Florida State by Clemson Coaches

#18 Curtis Baham, WR

- Offensive Player-of-the-Game at Maryland by Clemson Coaches

#86 Charles Bennett, DE

- Defensive Player-of-the-Game vs. Miami by Clemson Coaches
- Defensive Player-of-the-Game vs. Temple by Clemson Coaches

#20 Tramaine Billie, LB

- Special Teams Player-of-the-Game vs. Duke by Clemson Coaches
- Special Teams Player-of-the-Game at South Carolina by Clemson Coaches

#28 Kyle Browning, RB

- CTSP/Subway Sub-of-the-Game vs. Temple

#3 Duane Coleman, CB

- Special Teams Player-of-the-Game vs. Boston College by Clemson Coaches
- Special Teams Player-of-the-Game vs. Florida State by Clemson Coaches

#1 James Davis, RB

- ACC Rookie-of-the-Year by ACSMA/AP
- Second-Team Freshman All-American by **Rivals.com**
- Third-Team Freshman All-American by **CollegeFootballNews.com**
- Honorable Mention Freshman All-American by **Sporting News**
- First-Team Freshman All-ACC by **Sporting News**
- Honorable Mention All-ACC by ACSMA/AP
- National Freshman-of-the-Week vs. Texas A&M by **Rivals.com**
- ACC Rookie-of-the-Week vs. Texas A&M
- Game Ball vs. Texas A&M by **USAToday.com**
- National Freshman-of-Note at Maryland by **Rivals.com**
- CTSP/Subway Sub-of-the-Game at Wake Forest
- National Freshman-of-Note at N.C. State by **Rivals.com**
- ACC Rookie-of-the-Week at N.C. State
- Player-of-the-Game at N.C. State by **CollegeFootballNews.com**
- Player-of-the-Game at N.C. State by **ESPN/Wrangler**
- Game Ball at N.C. State by **USAToday.com**
- Offensive Player-of-the-Game at N.C. State by Clemson Coaches
- ACC Rookie-of-the-Week vs. Florida State
- National Freshman-of-the-Week at South Carolina by **Rivals.com**
- ACC Offensive Back-of-the-Week at South Carolina
- ACC Player-of-the-Week at South Carolina by **CollegeFootballNews.com**
- Player-of-the-Game at South Carolina by **CollegeFootballNews.com**
- Game Ball at South Carolina by **ESPN.com**
- Game Ball at South Carolina by **USAToday.com**
- Offensive Player-of-the-Game at South Carolina by Clemson Coaches

#7 Jad Dean, PK

- 1 of 3 Lou Groza Award Finalists
- First-Team All-American by **BrentsonBuckner.com**
- Honorable Mention All-American by **CollegeFootballNews.com**
- Honorable Mention All-American by **Sports Illustrated**
- Second-Team All-ACC by ACSMA/AP
- First-Team Midseason All-American by **Rivals.com**
- First-Team Midseason All-American by **Sports Illustrated**
- Second-Team Midseason All-American by **CollegeFootballNews.com**
- CTSP/Subway Sub-of-the-First Half Season
- CTSP/Subway Sub-of-the-Game at South Carolina
- National Player-of-the-Week vs. Texas A&M by **USAToday.com**
- 1 of 4 Cingular Wireless/ABC Sports All-America Player-of-the-Week Nominees vs. Texas A&M
- ACC Special Teams Player-of-the-Week vs. Texas A&M
- Player-of-the-Game vs. Texas A&M by **ABC/Chevrolet**
- Player-of-the-Game vs. Texas A&M by **CollegeFootballNews.com**
- Game Ball vs. Texas A&M by **ESPN.com**
- Lou Groza Award Top-Three Star-of-the-Week vs. Texas A&M
- Special Teams Player-of-the-Game vs. Texas A&M by Clemson Coaches
- Lou Groza Award Top-Three Star-of-the-Week vs. Miami
- Special Teams Player-of-the-Game at Wake Forest by Clemson Coaches

#90 Cole Downer, TE

- Offensive Player-of-the-Game vs. Miami by Clemson Coaches

#62 Dustin Fry, C

- Offensive Player-of-the-Game at Georgia Tech by Clemson Coaches

#72 Roman Fry, OL

- Second-Team All-ACC by ACSMA/AP

#24 Jamaal Fudge, S

- Honorable Mention All-ACC by ACSMA/AP
- Defensive Player-of-the-Game vs. Texas A&M by Clemson Coaches
- Defensive Player-of-the-Game at South Carolina by Clemson Coaches

#12 C.J. Gaddis, S

- Special Teams Player-of-the-Game vs. Temple by Clemson Coaches
- CTSP/Subway Sub-of-the-Game vs. Florida State

#13 Tyler Grisham, WR

- CTSP/Subway Sub-of-the-Game vs. Miami

#25 Michael Hamlin, S

- Second-Team Freshman All-American by **CollegeFootballNews.com**
- Second-Team Freshman All-American by **Sporting News**
- First-Team Freshman All-ACC by **Sporting News**
- CTSP/Subway Sub-of-the-Game at N.C. State

#26 La'Donte Harris, WR

- JP/BB&T Community Service Award

#8 Tye Hill, CB

- 1 of 3 Jim Thorpe Award Finalists
- First-Team All-American by **ESPN.com**
- First-Team All-American by **Rivals.com**
- First-Team All-American by **Sporting News**
- First-Team All-American by Walter Camp Foundation
- First-Team All-American by **BrentsonBuckner.com**
- Second-Team All-American by **Associated Press**
- Second-Team All-American by **CollegeFootballNews.com**
- Honorable Mention All-American by **Pro Football Weekly**
- Nation's 10th-Best Overall NFL Prospect by **Sports Illustrated's** Peter King
- Nation's 14th-Best Senior NFL Prospect by **ESPN's** Mel Kiper
- First-Team All-ACC by ACSMA/AP
- First-Team All-ACC by **CollegeFootballNews.com**
- Defensive Player-of-the-Game vs. Boston College by Clemson Coaches
- Defensive Player-of-the-Game by Clemson Coaches

#89 Thomas Hunter, TE

- CTSP/Subway Sub-of-the-Game vs. Boston College
- CTSP/Subway Sub-of-the-Game at Georgia Tech

#91 Rashaad Jackson, DT

- First-Team Freshman All-American by **CollegeFootballNews.com**
- Second-Team Freshman All-American by **Rivals.com**
- Honorable Mention Freshman All-American by **Sporting News**
- First-Team Freshman All-ACC by **Sporting News**

#80 Aaron Kelly, WR

- Honorable Mention Freshman All-American by **Sporting News**
- First-Team Freshman All-ACC by **Sporting News**
- National Freshman-of-Note vs. Temple by **Rivals.com**
- Offensive Player-of-the-Game vs. Temple by Clemson Coaches
- Special Teams Player-of-the-Game at Georgia Tech by Clemson Coaches

#54 Colin Leonard, LS

- Special Teams Player-of-the-Game vs. Miami by Clemson Coaches

#94 Phillip Merling, DE

- Second-Team Freshman All-American by **Rivals.com**

#37 Reggie Merriweather, RB

- Runner-up **ESPN/Pontiac** Game-Changing Performance at Maryland
- Player-of-the-Game at Maryland by **CollegeFootballNews.com**
- CTSP/Subway Sub-of-the-Game at Maryland
- Offensive Player-of-the-Game vs. Boston College by Clemson Coaches
- Game Ball vs. Temple by **USAToday.com**
- Game Ball at Georgia Tech by **USAToday.com**

#14 Will Proctor, QB

- CTSP/Subway Sub-of-the-Game vs. Texas A&M
- Player-of-the-Game vs. Duke by **CollegeFootballNews.com**
- Game Ball vs. Duke by **USAToday.com**
- Offensive Player-of-the-Game vs. Duke by Clemson Coaches

#79 Barry Richardson, OT

- ACC Offensive Lineman-of-the-Week at N.C. State

#2 Chansi Stuckey, WR

- First-Team All-ACC by ACSMA/AP
- First-Team All-ACC by **CollegeFootballNews.com**
- Offensive Player-of-the-Game vs. Texas A&M by Clemson Coaches
- Offensive Player-of-the-Game at Wake Forest by Clemson Coaches
- Runner-up online voting National Player-of-the-Week vs. Florida State by **USAToday.com**
- 1 of 5 National Player-of-the-Week Nominees vs. Florida State by **USAToday.com**
- Player-of-the-Game vs. Florida State by **CollegeFootballNews.com**
- Fan Nominated **ESPN/Pontiac** Game Changing Performance vs. Florida State
- **ESPN/College** GameDay Final Helmet Sticker vs. Florida State
- Player-of-the-Game vs. Florida State by **ESPN/Nexium**
- Offensive Player-of-the-Game vs. Florida State by Clemson Coaches

#45 Courtney Vincent, DE

- CTSP/Subway Sub-of-the-Game vs. Duke

#40 Anthony Waters, LB

- Honorable Mention All-ACC by ACSMA/AP
- Clemson Midseason MVP by **CollegeFootballNews.com**
- Defensive Player-of-the-Game at Maryland by Clemson Coaches
- Game Ball vs. Boston College by **USAToday.com**
- Defensive Player-of-the-Game at N.C. State by Clemson Coaches
- Defensive Player-of-the-Game vs. Duke by Clemson Coaches

#32 Nick Watkins, LB

- ACC Special Teams Player-of-the-Week at Maryland
- Special Teams Player-of-the-Game at Maryland by Clemson Coaches
- Defensive Player-of-the-Game at Georgia Tech by Clemson Coaches

#6 Charlie Whitehurst, QB

- Second-Team All-ACC by ACSMA/AP
- Senior Bowl invitee
- Game Ball at Maryland by **ESPN.com**
- Game Ball at Maryland by **USAToday.com**
- Player-of-the-Game vs. Miami by **ABC/Chevrolet**
- Game Ball vs. Miami by **USAToday.com**
- Game Ball at Wake Forest by **USAToday.com**
- ACC Offensive Back-of-the-Week vs. Temple
- Player-of-the-Game vs. Temple by **CollegeFootballNews.com**
- Game Ball vs. Florida State by **ESPN.com**
- Game Ball vs. Florida State by **USAToday.com**



2005 Stats



7-4 Overall, 4-4 ACC, 4-2 Home, 3-2 Away, 0-0 Neutral, 0-2 Overtime, 4-4 Day, 3-0 Night

Team Stats

	CU	Opp.
TOTAL OFFENSE	4250	3675
Total Plays	760	751
Touchdowns	32	21
Yards Per Play	5.6	4.9
Yards Per Game	386.4	334.1
RUSHING YARDS	1676	1430
Attempts	412	402
Touchdowns	18	12
Yards Per Rush	4.1	3.6
Yards Per Game	152.4	130.0
PASSING YARDS	2574	2245
Attempts	348	349
Completions	227	200
Had Intercepted	9	14
Touchdowns	14	9
Completion Percentage	65.2	57.3
Yards Per Attempt	7.40	6.43
Yards Per Completion	11.3	11.2
Efficiency	135.5	111.8
Yards Per Game	234.0	204.1
PUNTING YARDS	1642	2410
Number of Punts	49	59
Average Punt	33.5	40.8
Had Blocked	4	1
Net Punting	29.7	37.5
PUNT RETURN YARDS	200	187
Number of Returns	28	23
Touchdowns	1	1
Average Return	7.1	8.1
INTERCEPTION RETURN YARDS	168	31
Number of Interceptions	14	9
Touchdowns	0	0
Return Yards Per Interception	12.0	3.4
FUMBLE RETURN YARDS	0	0
Number of Returns	0	0
Touchdowns	0	0
Average Return	--	--
TOTAL RETURN YARDS	368	218
MISCELLANEOUS RETURN YARDS	31	0
Number of Returns	1	0
Touchdowns	0	0
Average Return	31.0	--
KICKOFF RETURN YARDS	596	836
Number of Returns	27	37
Touchdowns	0	0
Average Return	22.1	22.6
FIRST DOWNS	232	194
By Rushing	101	77
By Passing	111	105
By Penalty	20	12
Per Game	21.1	17.6
PENALTIES (#-Yards)	51-437	95-743
Penalties Per Game	4.6	8.6
Penalty Yards Per Game	39.7	67.5
FUMBLES (#-Lost)	15-5	21-10
TURNOVERS	14	24
Points Off Turnovers	55	13
AVERAGE STARTING FIELD POSITION	C30	O31
SACKS BY (#-Yards)	30-170	20-143
THIRD-DOWN CONVERSIONS	56-149	61-168
Percentage	37.6	36.3
FOURTH-DOWN CONVERSIONS	8-14	6-15
Percentage	57.1	40.0
TIME OF POSSESSION	333:05	326:55
Per Game	30:17	29:43

Team Scoring

	CU	Opp.
TOTAL POINTS	297	201
Points Per Game	27.0	18.3
TOUCHDOWNS	33	22
By Rushing	18	12
By Passing	14	9
By Return	1	1
By Recovery	0	0
FIELD GOALS	22-29	16-21
PAT (Kicks)	33-33	19-19
PAT (Runs)	0-0	0-0
PAT (Passes)	0-0	1-2
SAFETIES	0	0

Scoring By Quarters

	1st	2nd	3rd	4th	OT	Tot
CLEMSON	59	98	60	67	13	297
Opponents	29	64	42	44	22	201

Offensive Stats

#	RUSHING	GP-S	Car	Gain	Loss	Net	Y/C	C/G	Y/G	TD	10+	20+	LG
1	James Davis, RB	10-5	137	759	30	729	5.3	13.7	72.9	8	23	8	33
37	Reggie Merriweather, RB	11-6	146	727	20	707	4.8	13.3	64.3	7	21	5	38
28	Kyle Browning, RB	11-0	33	118	12	106	3.2	3.0	9.6	0	1	0	10
2	Chansi Stuckey, WR	11-11	13	79	1	78	6.0	1.2	7.1	0	2	1	21
14	Will Proctor, QB	4-1	14	57	8	49	3.5	3.5	12.3	1	1	0	12
6	Charlie Whitehurst, QB	10-10	44	165	136	29	0.7	4.4	2.9	2	4	1	65
3	Duane Coleman, CB	10-2	10	27	6	21	2.1	1.0	2.1	0	0	0	7
36	Cliff Harrell, FB	11-0	1	16	0	16	16.0	0.1	1.5	0	1	0	16
23	Paul Macko, RB	1-0	2	9	0	9	4.5	2.0	9.0	0	0	0	6
10	Cullen Harper, QB	1-0	1	0	4	-4	-4.0	1.0	-4.0	0	0	0	-4
7	Jad Dean, PK	11-11	1	0	7	-7	-7.0	0.1	-0.6	0	0	0	-7
	TEAM	11-11	10	0	57	-57	-5.7	0.9	-5.2	0	0	0	-1
	CLEMSON	11-11	412	1957	281	1676	4.1	37.5	152.4	18	53	15	65
	Opponents	11-11	402	1738	308	1430	3.6	36.5	130.0	12	47	11	49

#	PASSING	GP-S	Cm-Att-I	Yards	TD	LG	20+	Cm%	Y/A	Y/C	Y/G	Eff
6	Charlie Whitehurst, QB	10-10	208-311-9	2278	11	51	31	66.9	7.32	11.0	227.8	134.3
14	Will Proctor, QB	4-1	18-31-0	281	3	40	3	58.1	9.06	15.6	70.3	166.1
10	Cullen Harper, QB	1-0	1-2-0	15	0	15	0	50.0	7.50	15.0	15.0	113.0
30	Cole Chason, P	11-11	0-1-0	0	0	--	0	0.0	0.00	----	0.0	0.0
2	Chansi Stuckey, WR	11-11	0-2-0	0	0	--	0	0.0	0.00	----	0.0	0.0
	TEAM	11-11	0-1-0	0	0	--	0	0.0	0.00	----	0.0	0.0
	CLEMSON	11-11	227-348-9	2574	14	51	34	65.2	7.40	11.3	234.0	135.5
	Opponents	11-11	200-349-14	2245	9	74	32	57.3	6.43	11.2	204.1	111.8

#	RECEIVING	GP-S	Rec	Yards	Y/Rec	Rec/G	Y/G	TD	20+	LG
2	Chansi Stuckey, WR	11-11	62	761	12.3	5.6	69.2	4	14	40
80	Aaron Kelly, WR	11-3	43	539	12.5	3.9	49.0	2	6	41
18	Curtis Baham, WR	11-10	29	451	15.6	2.6	41.0	4	8	51
1	James Davis, RB	10-5	17	131	7.7	1.7	13.1	0	1	41
88	Kelvin Grant, WR	5-0	10	84	8.4	2.0	16.8	0	1	21
89	Thomas Hunter, TE	11-6	10	94	9.4	0.9	8.5	0	1	21
81	Bobby Williamson, TE	11-9	9	100	11.1	0.8	9.1	1	0	15
13	Tyler Grisham, WR	10-0	8	67	8.4	0.8	6.7	0	0	15
37	Reggie Merriweather, RB	11-6	8	49	6.1	0.7	4.5	0	0	15
90	Cole Downer, TE	7-1	6	47	7.8	0.9	6.7	1	0	13
5	Rendrick Taylor, WR	10-0	6	50	8.3	0.6	5.0	0	1	21
28	Kyle Browning, RB	11-0	6	98	16.3	0.5	8.9	1	2	41
26	La'Donte Harris, WR	11-0	5	44	8.8	0.5	4.0	1	0	16
35	Steven Jackson, FB	11-4	4	33	8.3	0.4	3.0	0	0	15
36	Cliff Harrell, FB	11-0	2	8	4.0	0.2	0.7	0	0	5
85	Andrew Diomande, WR	3-0	1	15	15.0	0.3	5.0	0	0	15
3	Duane Coleman, CB	10-2	1	3	3.0	0.1	0.3	0	0	3
	CLEMSON	11-11	227	2574	11.3	20.6	234.0	14	34	51
	Opponents	11-11	200	2245	11.2	18.2	204.1	9	32	74

#	TOTAL OFFENSE	GP-S	PL	Rush	Pass	Tot	Y/PL	TDR	Y/G
6	Charlie Whitehurst, QB	10-10	355	29	2278	2307	6.5	13	230.7
1	James Davis, RB	10-5	137	729	---	729	5.3	8	72.9
37	Reggie Merriweather, RB	11-6	146	707	---	707	4.8	7	64.3
14	Will Proctor, QB	4-1	45	49	281	330	7.3	4	82.5
28	Kyle Browning, RB	11-0	33	106	---	106	3.2	0	9.6
2	Chansi Stuckey, WR	11-11	15	78	0	78	5.2	0	7.1
3	Duane Coleman, CB	10-2	10	21	---	21	2.1	0	2.1
36	Cliff Harrell, FB	11-0	1	16	---	16	16.0	0	1.5
10	Cullen Harper, QB	1-0	3	-4	15	11	3.7	0	11.0
23	Paul Macko, RB	1-0	2	9	---	9	4.5	0	9.0
30	Cole Chason, P	11-11	1	---	0	0	0.0	0	0.0
7	Jad Dean, PK	11-11	1	-7	---	-7	-7.0	0	-0.6
	TEAM	11-11	11	-57	0	-57	-5.2	0	-5.2
	CLEMSON	11-11	760	1676	2574	4250	5.6	32	386.4
	Opponents	11-11	751	1430	2245	3675	4.9	21	334.1

#	ALL-PURPOSE	GP-S	PL	Rush	Rec	PR	KOR	Tot	TD	Y/G
2	Chansi Stuckey, WR	11-11	103	78	761	199	22	1060	5	96.4
1	James Davis, RB	10-5	154	729	131	--	--	860	8	86.0
80	Aaron Kelly, WR	11-3	52	---	539	1	229	769	2	69.9
37	Reggie Merriweather, RB	11-6	154	707	49	--	--	756	7	68.7
18	Curtis Baham, WR	11-10	29	---	451	--	--	451	4	41.0
3	Duane Coleman, CB	10-2	23	21	3	--	249	273	0	27.3
28	Kyle Browning, RB	11-0	39	106	98	--	--	204	1	18.5
88	Kelvin Grant, WR	5-0	11	---	84	--	29	113	0	22.6
13	Tyler Grisham, WR	10-0	11	---	67	--	40	107	0	10.7
81	Bobby Williamson, TE	11-9	9	---	100	--	--	100	1	9.1
89	Thomas Hunter, TE	11-6	10	---	94	--	--	94	0	8.5
5	Rendrick Taylor, WR	10-0	6	---	50	--	--	50	0	5.0
14	Will Proctor, QB	4-1	14	49	---	--	--	49	1	12.3
90	Cole Downer, TE	7-1	6	---	47	--	--	47	1	6.7
26	La'Donte Harris, WR	11-0	5	---	44	--	--	44	1	4.0
35	Steven Jackson, FB	11-4	4	---	33	--	--	33	0	3.0
6	Charlie Whitehurst, QB	10-10	44	29	---	--	--	29	2	2.9
12	C.J. Gaddis, S	11-5	2	---	---	--	27	27	0	2.5
36	Cliff Harrell, FB	11-0	3	16	8	--	--	24	0	2.2
85	Andrew Diomande, WR	3-0	1	---	15	--	--	15	0	5.0
23	Paul Macko, RB	1-0	2	9	---	--	--	9	0	9.0
10	Cullen Harper, QB	1-0	1	-4	---	--	--	-4	0	-4.0
7	Jad Dean, PK	11-11	1	-7	---	--	--	-7	0	-0.6
	TEAM	11-11	10	-57	---	--	--	-57	0	-5.2
	CLEMSON	11-11	694	1676	2574	200	596	5046	33	458.7
	Opponents	11-11	662	1430	2245	187	836	4698	22	427.1





2005 Stats



Defensive Stats

# Player	GP-S	*PL	Hit	Ast	Tot	TFL	Sacks	PBU	QP	*ST
40 Anthony Waters, LB	10-10	553	70	32	102	13.5-36	1.5-9	7	4	
32 Nick Watkins, LB	11-11	577	57	34	91	4-16	1-7	1	1	11
20 Tramaine Billie, LB	11-11	504	48	40	88	5-27	1-12	2	4	8
24 Jamaal Fudge, S	11-11	639	44	26	70			5	1	
12 C.J. Gaddis, S	11-5	519	33	22	55	2-8		3	5	
8 Tye Hill, CB	11-11	670	41	12	53	5-14	1-1	7	1	
25 Michael Hamlin, S	11-6	449	29	24	53	1-1		1		2
93 Gaines Adams, DE	11-11	579	33	16	49	12.5-60	7.5-41	8	27	
86 Charles Bennett, DE	11-11	495	30	15	45	9.5-27	2.5-11		16	
15 Sergio Gilliam, CB	11-9	482	25	12	37	3-15		4		
91 Rashaad Jackson, DT	11-1	271	18	16	34	6.5-17	0.5-2	2	2	
22 Chris Clemons, S	11-0	153	19	13	32					10
3 Duane Coleman, CB	10-2	166	16	14	30	1-5	1-5	1	7	
43 Antonio Clay, LB	11-1	179	16	10	26	2-9	1-7	1	1	
7 Cory Groover, DT	11-5	278	19	6	25	5-15	1-7	1	2	
46 Lionel Richardson, LB	11-0	148	16	8	24	2-11	1-8	1	2	7
31 David Dunham, LB	11-0	142	16	7	23	1-2		1	8	
94 Phillip Merling, DE	11-0	260	17	4	21	4-16	2-11	2	4	
92 Trey Tate, DT	11-10	330	12	6	18	1-1				
50 Jock McKissic, DT	11-0	234	10	7	17	1-1	1-1	1	2	
97 Dorell Scott, DT	8-0	156	9	6	15	2-5	2-5	1	7	
47 Josh Miller, LB	11-0	73	8	4	12					5
44 Donnell Clark, DT	7-6	191	10	1	11	4-13	2-10		4	
45 Courtney Vincent, DE	10-0	82	3	3	6	1-3	1-3	2	1	
29 Haydrian Lewis, CB	11-0	132	3	3	6					
35 Steven Jackson, FB	11-4	--	3	2	5					5
95 Brandon Cannon, DE	6-0	47	4	0	4	2-23	2-23	1		
42 Maurice Nelson, LB	10-0	73	3	1	4					
98 Kwam Williams, DE	9-0	69	3	0	3				2	
7 Jad Dean, PK	11-11	--	2	1	3					3
54 Colin Leonard, LS	10-0	--	1	1	2					2
37 Reggie Merriweather, RB	11-6	--	2	0	2					
36 Cliff Harrell, FB	11-0	--	1	1	2					2
28 Kyle Browning, RB	11-0	--	0	2	2					2
96 Xavier Littleberry, DE	3-0	9	1	0	1	1-7	1-7			
6 Charlie Whitehurst, QB	10-10	--	0	1	1					
80 Aaron Kelly, WR	11-3	--	1	0	1					
18 Curtis Baham, WR	11-10	--	0	1	1					
81 Bobby Williamson, TE	11-9	--	0	1	1					
52 Bryan Baker, DT	1-0	3	0	0	0					
21 Brandon Croley, CB	2-0	10	0	0	0					
34 Adrian Kindred, LB	1-0	3	0	0	0					
89 David Schlunk, DT	3-0	14	0	0	0					
17 Roy Walker, S	11-0	13	0	0	0					
Totals	11-11		623	352	975	89-332	30-170	49	81	80

# INTERCEPTIONS	Int	Yards	Avg	TD	LG
12 C.J. Gaddis, CB	3	36	12.0	0	23
8 Tye Hill, CB	3	35	11.7	0	24
24 Jamaal Fudge, S	3	10	3.3	0	8
25 Michael Hamlin, S	2	42	21.0	0	31
15 Sergio Gilliam, CB	1	37	37.0	0	37
86 Charles Bennett, DE	1	5	5.0	0	5
32 Nick Watkins, LB	1	3	3.0	0	3
CLEMSON	14	168	12.0	0	37
Opponents	9	31	3.4	0	14

Caused Fumbles (13): Adams 3, Fudge 2, Gaddis 2, C. Bennett 1, Billie 1, Coleman 1, Hill 1, Littleberry 1, Merling 1

Recovered Fumbles (10): Scott 2, C. Bennett 1, Billie 1, Fudge 1, Gilliam 1, Harrell 1, Hill 1, R. Jackson 1, Leonard 1

Takeaways (24): Fudge 4, Hill 4, Gaddis 3, C. Bennett 2, Gilliam 2, Hamlin 2, Scott 2, Billie 1, Harrell 1, R. Jackson 1, Leonard 1, Watkins 1

Blocked Kicks (2): Billie 1, Gaddis 1

* - defensive plays only; also does not necessarily denote plays, but rather snaps; ^ - special teams tackles; Note: Special teams tackles and tackles after turnovers are included in tackle totals.

Special Teams & Miscellaneous Stats

# PUNTING	P	Yards	Y/P	LG	-20	50+	TB	HB	Net
30 Cole Chason, P	45	1642	36.5	49	11	0	1	4	33.6
TEAM	4	0	0.0	0	0	0	0	--	-14.0
CLEMSON	49	1642	33.5	49	11	0	1	4	29.7
Opponents	59	2410	40.8	74	18	8	5	1	37.5
# FIELD GOALS	FG-FGA	Pct	11-29	30-39	40-49	50+	LG	HB	
7 Jad Dean, PK	22-29	75.9	11-11	6-8	5-8	0-2	49	2	
CLEMSON	22-29	75.9	11-11	6-8	5-8	0-2	49	2	
Opponents	16-21	76.2	5-5	8-10	3-6	0-0	49	1	
# KICKOFFS	KO	TB	GL	OB	Ret	Y/R	Avg Start	-21	
7 Jad Dean, PK	62	26	19	0	36-818	22.7	24 Y. Line	43	
48 Stephen Furr, PK/P	1	0	0	0	1-18	18.0	19 Y. Line	1	
CLEMSON	63	26	19	0	37-836	22.6	24 Y. Line	44	
Opponents	44	15	7	1	27-596	22.1	27 Y. Line	20	
# PUNT RETURNS	PR	Yards	Avg	TD	LG				
2 Chansi Stuckey, WR	27	199	7.4	1	47				
80 Aaron Kelly, WR	1	1	1.0	0	1				
CLEMSON	28	200	7.1	1	47				
Opponents	23	187	8.1	1	28				
# KICKOFF RETURNS	KOR	Yards	Avg	TD	LG				
3 Duane Coleman, CB	12	249	20.8	0	32				
80 Aaron Kelly, WR	8	229	28.6	0	81				
13 Tyler Grisham, WR	3	40	13.3	0	24				
88 Kelvin Grant, WR	1	29	29.0	0	29				
12 C.J. Gaddis, S	2	27	13.5	0	18				
2 Chansi Stuckey, WR	1	22	22.0	0	22				
CLEMSON	27	596	22.1	0	81				
Opponents	37	836	22.6	0	76				
# FUMBLE RETURNS	FR	Yards	Avg	TD	LG				
CLEMSON	0	0	----	0	----				
Opponents	0	0	----	0	----				
# SCORING	GP-S	TD	R-P-*Re	#2Pt	\$PAT	FG-A	Pts	Pts/G	
7 Jad Dean, PK	11-11	0	0-0-0		33-33	22-29	99	9.0	
1 James Davis, RB	10-5	8	8-0-0				48	4.8	
37 Reggie Merriweather, RB	11-6	7	7-0-0				42	3.8	
2 Chansi Stuckey, WR	11-11	5	0-4-1				30	2.7	
18 Curtis Baham, WR	11-10	4	0-4-0				24	2.2	
6 Charlie Whitehurst, QB	10-10	2	2-0-0				12	1.2	
80 Aaron Kelly, WR	11-3	2	0-2-0				12	1.1	
14 Will Proctor, QB	4-1	1	1-0-0				6	1.5	
90 Cole Downer, TE	7-1	1	0-1-0				6	0.9	
28 Kyle Browning, RB	11-0	1	0-1-0				6	0.5	
26 La'Donte Harris, WR	11-0	1	0-1-0				6	0.5	
81 Bobby Williamson, TE	11-9	1	0-1-0				6	0.5	
CLEMSON	11-11	33	18-14-1	0	33-33	22-29	297	27.0	
Opponents	11-11	22	12-9-1	1	19-19	16-21	201	18.3	
RED ZONE	Pos.	TD	FG	TO	MFG	Downs	Time		
CLEMSON	43	25	14	1	3	0	0		
Opponents	29	15	10	3	0	1	0		
FIRST & GOAL	Pos.	TD	FG	TO	MFG	Downs	Time		
CLEMSON	19	12	7	0	0	0	0		
Opponents	18	14	2	1	0	1	0		

\$ - kicking only; * - returns and recoveries; # - PATs and safeties

Scoreboard

Date	Site	W-L	Score	Opponent (AP,USA)	Attendance	CU AP,USA	Leading Rusher	Leading Passer	Leading Receiver	Leading Tackler(s)
9-3	H	W	25-24	Texas A&M (17,17)	79,917		Davis (19-101)	Whitehurst (14-19-185)	Kelly (4-48)	Fudge, Watkins (6)
9-10	A	W	28-24	* Maryland	50,637	25,NR	Davis (20-82)	Whitehurst (18-22-178)	Kelly (4-26)	Waters (14)
9-17	H	L ^(OT)	30-36	* Miami (FL) (13,13)	79,135	20,23	Whitehurst (5-58)	Whitehurst (31-55-288)	Stuckey (7-71)	Waters (11)
9-24	H	L ^(OT)	13-16	* Boston College (NR,25)	77,684		Merriweather (15-75)	Whitehurst (19-28-149)	Kelly (5-38)	Waters (14)
10-1	A	L	27-31	* Wake Forest	32,153		Merriweather (17-92)	Whitehurst (28-42-304)	Stuckey (7-74)	Hill (11)
10-13	A	W	31-10	* N.C. State	57,500		Davis (12-143)	Whitehurst (22-31-246)	Stuckey (8-103)	Waters (11)
10-22	H	W	37-7	Temple	74,841		Merriweather (17-108)	Whitehurst (19-27-307)	Kelly (7-155)	Clay (9)
10-29	A	L	9-10	* Georgia Tech	55,000		Merriweather (23-128)	Whitehurst (19-29-180)	Stuckey (8-89)	Watkins (14)
11-5	H	W	49-20	* Duke	77,278		Merriweather (18-104)	Proctor (13-21-201)	Stuckey (5-112)	Waters (14)
11-12	H	W	35-14	* Florida State (17,16)	80,536		Davis (17-65)	Whitehurst (21-32-269)	Stuckey (11-156)	Coleman (9)
11-19	A	W	13-9	South Carolina (19,21)	83,368		Davis (27-145)	Whitehurst (17-26-172)	Kelly (5-68)	Billie, Fudge (12)
12-27	N1			\$ Colorado		23,23				

* - ACC game; \$ - Champs Sports Bowl; N1 - Orlando, FL; Note: **Bold** denotes a Clemson home game; rankings are prior to the particular game; official home attendance - 469,391 (78,232 per game), unofficial total (home, away, and neutral) attendance - 748,049 (68,004 per game).





2005 Team Game-By-Game State



Category	TAM	UMD	[^] MIA	^o BOC	WFU	NCS	TEM	GAT	DUK	FSU	USC	COL	Totals
Total Offense	396	292	378	251	454	489	514	325	450	354	347		4250
	358	344	347	385	355	267	331	308	407	226	347		3675
Plays	75	62	77	57	80	72	67	65	65	74	66		760
	50	66	78	90	66	63	77	62	71	66	62		751
Yards Per Play	5.3	4.7	4.9	4.4	5.7	6.8	7.7	5.0	6.9	4.8	5.3		5.6
	7.2	5.2	4.4	4.3	5.4	4.2	4.3	5.0	5.7	3.4	5.6		4.9
Rushing Yards	183	114	90	102	150	243	155	145	234	85	175		1676
	248	56	195	164	133	92	12	182	79	102	167		1430
Rush Attempts	51	40	22	29	38	41	34	35	41	41	40		412
	33	38	52	46	41	27	33	39	28	32	33		402
Passing Yards	213	178	288	149	304	246	359	180	216	269	172		2574
	110	288	152	221	222	175	319	126	328	124	180		2245
Pass Completions	16	18	31	19	28	22	22	19	14	21	17		227
	8	18	16	24	20	19	26	14	26	13	16		200
Pass Attempts	24	22	55	28	42	31	33	30	24	33	26		348
	17	28	26	44	25	36	44	23	43	34	29		349
Had Intercepted	0	0	1	0	2	1	1	1	0	1	2		9
	1	1	0	2	1	1	1	1	1	2	3		14
Completion %	66.7	81.8	56.4	67.9	66.7	71.0	66.7	63.3	58.3	63.6	65.4		65.2
	47.1	64.3	61.5	54.5	80.0	52.8	59.1	60.9	60.5	38.2	55.2		57.3
Passing Efficiency	141.2	179.8	108.7	112.6	117.9	152.5	182.0	107.1	161.4	156.0	105.6		135.5
	109.1	167.1	123.3	87.6	186.2	88.1	122.9	98.2	127.6	57.1	86.6		111.8
First Downs	24	19	24	13	28	22	23	18	24	18	19		232
	15	19	18	25	17	16	20	16	20	11	17		194
Total Touchdowns	1	4	3	1	3	4	4	0	7	5	1		33
	3	3	4	2	4	1	1	1	2	1	0		22
Rushing Touchdowns	0	2	1	1	3	2	1	0	5	2	1		18
	2	1	3	2	1	1	0	1	1	0	0		12
Passing Touchdowns	0	2	2	0	0	2	3	0	2	3	0		14
	1	2	1	0	3	0	1	0	1	0	0		9
Field Goals	6-6	0-0	3-4	2-2	2-2	1-2	3-4	3-4	0-1	0-1	2-3		22-29
	1-1	1-1	3-3	1-2	1-2	1-2	0-0	1-2	2-3	2-2	3-3		16-21
Punting	3-25.3	4-36.5	7-31.6	9-38.3	3-23.0	3-26.7	3-36.3	3-36.7	4-39.5	8-31.5	2-38.0		49-33.5
	3-40.0	3-47.3	7-42.9	6-42.0	4-52.0	4-39.8	8-33.6	7-37.0	5-43.8	9-39.9	3-41.0		59-40.8
Time of Possession	37:58	29:34	28:17	24:18	30:07	33:51	27:11	30:09	26:55	32:57	31:48		30:17
	22:02	30:26	31:43	35:42	29:53	26:09	32:49	29:51	33:05	27:03	28:12		29:43
Third-Down Conversions	7-16	5-14	3-17	0-11	7-13	8-15	5-12	3-11	3-10	6-16	9-14		56-149
	2-7	4-13	6-16	10-20	8-16	4-15	6-18	6-15	7-17	5-19	3-12		61-168
Average Starting Field Position*	27	29	22	24	33	23	34	33	38	34	29		30
	28	35	35	25	33	44	22	32	24	33	25		31
Turnovers	0	0	1	0	2	1	1	4	0	1	4		14
	2	2	1	2	2	2	3	2	2	2	4		24
Points Off Turnovers	3	7	0	0	7	7	7	3	7	14	0		55
	0	0	0	0	7	0	0	3	0	0	3		13
Penalties	5-35	4-37	2-15	2-31	4-28	9-80	6-55	8-58	6-43	2-20	3-35		51-437
	9-70	8-98	14-117	11-76	6-42	8-42	3-11	11-77	11-105	7-45	7-60		95-743
Punt Returns	2-53	2-25	3-8	2-17	2-10	1-1	4-22	1-11	4-19	5-24	2-10		28-200
	0-0	4-8	3-31	3-30	1-13	3-20	1-7	2-25	2-(-2)	3-53	1-2		23-187
Kickoff Returns	3-63	5-82	2-25	1-20	3-88	1-27	1-24	1-81	5-75	4-82	1-29		27-596
	5-102	4-116	3-87	2-42	0-0	4-173	3-42	3-44	6-108	4-85	3-37		37-836
Interceptions	1-37	1-4	0-0	2-7	1-3	1-24	1-8	1-31	1-11	2-34	3-9		14-168
	0-0	0-0	1-4	0-0	2-26	1-0	1-0	1-0	0-0	1-0	2-1		9-31
Sacks	0-0	3-18	5-40	1-1	3-15	2-8	6-30	0-0	3-14	6-40	1-4		30-170
	1-5	1-5	1-12	3-21	1-15	0-0	3-17	3-25	3-12	3-27	1-4		20-143

* - in teams' own territory; ^o - single overtime game; [^] - triple overtime game; Note: Clemson totals on top, opponent totals on bottom; **bold** denotes a Clemson home game.



2005 Individual Offensive & Special Teams Stats



RUSHING	#28 Browning	#3 Coleman	#1 Davis	#36 Harrell	#37 Merriweather	#14 Proctor	#2 Stuckey	#6 Whitehurst
Opponent	Car-Yds-TD	Car-Yds-TD	Car-Yds-TD	Car-Yds-TD	Car-Yds-TD	Car-Yds-TD	Car-Yds-TD	Car-Yds-TD
Texas A&M	7-20-0	10-21-0	19-101-0	0-0-0	9-22-0	3-18-0	1-3-0	2-(-2)-0
Maryland	0-0-0	0-0-0	20-82-0	0-0-0	10-75-2	-----	1-(-1)-0	5-1-0
Miami (FL)^	0-0-0	0-0-0	12-12-0	1-16-0	3-8-0	-----	0-0-0	5-58-1
Boston College ^o	1-2-0	0-0-0	8-44-0	0-0-0	15-75-0	-----	0-0-0	5-(-19)-1
Wake Forest	0-0-0	0-0-0	13-51-2	0-0-0	17-92-1	-----	3-16-0	4-(-2)-0
N.C. State	9-16-0	0-0-0	12-143-2	0-0-0	12-47-0	0-0-0	2-22-0	4-19-0
Temple	8-23-0	0-0-0	-----	0-0-0	17-108-1	0-0-0	2-23-0	4-(-7)-0
Georgia Tech	6-33-0	0-0-0	1-1-0	0-0-0	23-128-0	-----	1-0-0	4-(-17)-0
Duke	2-12-0	-----	8-85-1	0-0-0	18-104-3	11-31-1	1-6-0	-----
Florida State	0-0-0	0-0-0	17-65-2	0-0-0	17-35-0	-----	1-8-0	6-(-23)-0
South Carolina	0-0-0	0-0-0	27-145-1	0-0-0	5-13-0	-----	1-1-0	5-21-0
Colorado								
Totals	33-106-0	10-21-0	137-729-8	1-16-0	146-707-7	14-49-1	13-78-0	44-29-2

PASSING	#10 Harper	#14 Proctor	#2 Stuckey	#6 Whitehurst
Opponent	Cm-Att-Yds-Int-TD	Cm-Att-Yds-Int-TD	Cm-Att-Yds-Int-TD	Cm-Att-Yds-Int-TD
Texas A&M	-----	2-4-28-0-0	0-0-0-0-0	14-19-185-0-0
Maryland	-----	-----	0-0-0-0-0	18-22-178-0-2
Miami (FL)^	-----	-----	0-0-0-0-0	31-55-288-1-2
Boston College ^o	-----	-----	0-0-0-0-0	19-28-149-0-0
Wake Forest	-----	-----	0-0-0-0-0	28-42-304-2-0
N.C. State	-----	0-0-0-0-0	0-0-0-0-0	22-31-246-1-2
Temple	-----	3-6-52-0-1	0-0-0-0-0	19-27-307-1-2
Georgia Tech	-----	-----	0-1-0-0-0	19-29-180-1-0
Duke	1-2-15-0-0	13-21-201-0-2	0-0-0-0-0	-----
Florida State	-----	-----	0-1-0-0-0	21-32-269-1-3
South Carolina	-----	-----	0-0-0-0-0	17-26-172-2-0
Colorado				
Totals	1-2-15-0-0	18-31-281-0-3	0-2-0-0-0	208-311-2278-9-11

RECEIVING	#18 Baham	#1 Davis	#88 Grant	#13 Grisham	#89 Hunter	#80 Kelly	#2 Stuckey	#81 Williamson
Opponent	Rec-Yds-TD	Rec-Yds-TD	Rec-Yds-TD	Rec-Yds-TD	Rec-Yds-TD	Rec-Yds-TD	Rec-Yds-TD	Rec-Yds-TD
Texas A&M	3-49-0	1-6-0	0-0-0	0-0-0	0-0-0	4-48-0	3-50-0	0-0-0
Maryland	2-57-2	3-24-0	2-19-0	0-0-0	0-0-0	4-26-0	2-15-0	2-23-0
Miami (FL)^	5-87-1	3-17-0	3-21-0	3-15-0	1-3-0	4-40-0	7-71-0	0-0-0
Boston College ^o	1-37-0	1-1-0	2-8-0	0-0-0	3-20-0	5-38-0	2-7-0	0-0-0
Wake Forest	3-82-0	5-25-0	3-36-0	1-10-0	1-14-0	2-13-0	7-74-0	3-31-0
N.C. State	2-12-1	0-0-0	-----	1-6-0	2-26-0	5-81-0	8-103-0	2-17-1
Temple	0-0-0	-----	-----	2-24-0	0-0-0	7-155-1	5-58-0	0-0-0
Georgia Tech	4-25-0	0-0-0	-----	0-0-0	2-23-0	2-7-0	8-89-0	2-29-0
Duke	1-8-0	0-0-0	-----	1-12-0	1-8-0	3-50-0	5-112-2	0-0-0
Florida State	3-30-0	1-44-0	-----	0-0-0	0-0-0	2-13-1	11-156-2	0-0-0
South Carolina	5-64-0	3-14-0	-----	-----	0-0-0	5-68-0	4-26-0	0-0-0
Colorado								
Totals	29-451-4	17-131-0	10-84-0	8-67-0	10-94-0	43-539-2	62-761-4	9-100-1

KICKING		#7 Dean FG		#30 Chason PUNTING				
Opponent	Made	Missed	#	Yds	Avg	-20	50+	
Texas A&M	21,21,25,18,44,42	---	3	76	25.3	1	0	
Maryland	---	---	4	146	36.5	1	0	
Miami (FL)^	34,27,39	50	6	221	36.8	0	0	
Boston College ^o	36,24	---	9	345	38.3	4	0	
Wake Forest	21,47	---	2	69	34.5	1	0	
N.C. State	30	39	2	80	40.0	0	0	
Temple	21,27,39	42	3	109	36.3	0	0	
Georgia Tech	36,42,21	43	3	110	36.7	0	0	
Duke	---	31	4	158	39.5	1	0	
Florida State	---	56	7	252	36.0	1	0	
South Carolina	49,23	42	2	76	38.0	2	0	
Colorado								
Totals	22	7	45	1642	36.5	11	0	

RETURNS	#80 Kelly PR	#2 Stuckey PR	#3 Coleman KOR	#13 Grisham KOR	#80 Kelly KOR
Opponent	# Yds Avg	# Yds Avg	# Yds Avg	# Yds Avg	# Yds Avg
Texas A&M	0 0 ---	2 53 26.5	3 63 21.0	0 0 ---	0 0 ---
Maryland	0 0 ---	2 25 12.5	3 55 18.3	0 0 ---	0 0 ---
Miami (FL)^	0 0 ---	3 8 2.7	2 25 12.5	0 0 ---	0 0 ---
Boston College ^o	0 0 ---	2 17 8.5	1 20 20.0	0 0 ---	0 0 ---
Wake Forest	0 0 ---	2 10 5.0	2 59 29.5	0 0 ---	0 0 ---
N.C. State	0 0 ---	1 1 1.0	1 27 27.0	0 0 ---	0 0 ---
Temple	1 1 1.0	3 21 7.0	0 0 ---	1 24 24.0	0 0 ---
Georgia Tech	0 0 ---	1 11 11.0	0 0 ---	0 0 ---	1 81 81.0
Duke	0 0 ---	4 19 4.8	-- -- --	1 6 6.0	3 47 15.7
Florida State	0 0 ---	5 24 4.8	0 0 ---	1 10 10.0	3 72 24.0
South Carolina	0 0 ---	2 10 5.0	0 0 ---	-- -- --	1 29 29.0
Colorado					
Totals	1 1 1.0	27 199 7.4	12 249 20.8	3 40 13.3	8 229 28.6

^o - single overtime game; ^ - triple overtime game; Note: **Bold** denotes a Clemson home game.



2005 Individual Defensive Stats



	#93 Adams	#52 Baker	#86 C. Bennett	#20 Billie	#95 Cannon	#44 Clark	#43 Clay
Opponent	PL-Tac-TFL-Sk	PL-Tac-TFL-Sk	PL-Tac-TFL-Sk	PL-Tac-TFL-Sk	PL-Tac-TFL-Sk	PL-Tac-TFL-Sk	PL-Tac-TFL-Sk
Texas A&M	*48-3-0-0	-----	*46-3-0-0	*41-5-0-0	-----	*33-1-1-0	18-2-0-0
Maryland	*60-8-2.5-2.5	-----	*49-2-0-0	*60-10-2-0	-----	*40-1-0-0	12-3-0-0
Miami (FL)^	*63-2-0-0	-----	*60-8-1-1	*53-7-1-0	-----	21-3-1-1	15-1-0-0
Boston College ^o	*61-4-0-0	-----	*44-3-0-0	*55-13-0-0	0-0-0-0	*29-1-0-0	17-4-0-0
Wake Forest	*55-5-1-0	-----	*51-7-1-0	*65-8-1-1	0-0-0-0	*33-3-1-1	8-1-0-0
N.C. State	*49-6-0-0	-----	*45-1-0-0	*42-7-0-0	-----	*20-0-0-0	12-2-0-0
Temple	*35-4-2.5-2.5	-----	*24-6-2.5-0.5	*30-5-0-0	18-1-0-0	*15-2-1-0	*62-9-2-1
Georgia Tech	*60-4-1-0	-----	*45-2-1-0	*48-5-1-0	-----	-----	10-0-0-0
Duke	*42-4-0-0	3-0-0-0	*37-2-0-0	*37-9-0-0	15-0-0-0	-----	18-2-0-0
Florida State	*50-4-2.5-1.5	-----	*44-5-3-1	*33-7-0-0	8-3-2-2	-----	5-1-0-0
South Carolina	*56-5-3-1	-----	*50-6-1-0	*40-12-0-0	6-0-0-0	-----	2-1-0-0
Colorado							
Totals	579-49-12.5-7.5	3-0-0-0	495-45-9.5-2.5	504-88-5-1	47-4-2-2	191-11-4-2	179-26-2-1
	#22 Clemons	#3 Coleman	#21 Croley	#31 Dunham	#24 Fudge	#12 Gaddis	#15 Gilliam
Opponent	PL-Tac-PBU-Int	PL-Tac-PBU-Int	PL-Tac-PBU-Int	PL-Tac-TFL-Sk	PL-Tac-PBU-Int	PL-Tac-PBU-Int	PL-Tac-PBU-Int
Texas A&M	20-3-0-0	0-0-0-0	-----	10-1-0-0	*39-6-1-0	*53-2-0-0	*36-1-0-1
Maryland	4-4-0-0	0-0-0-0	-----	14-6-0-0	*67-3-0-0	*62-11-0-0	*54-5-1-0
Miami (FL)^	24-4-0-0	8-1-0-0	-----	22-3-0-0	*75-8-0-0	*72-10-1-0	*52-9-0-0
Boston College ^o	6-2-0-0	19-4-0-0	-----	26-3-0-0	*83-8-2-1	*79-11-0-0	*67-4-1-0
Wake Forest	2-2-0-0	5-0-0-0	-----	23-2-0-0	*67-4-0-0	*44-3-0-0	*65-2-0-0
N.C. State	18-2-0-0	18-3-0-0	-----	8-1-1-0	*45-4-0-0	31-3-0-0	*46-5-0-0
Temple	31-4-0-0	35-4-0-0	7-0-0-0	12-2-0-0	*39-2-0-1	46-3-1-0	*43-2-0-0
Georgia Tech	7-3-0-0	5-2-0-0	-----	3-0-0-0	*57-10-0-0	19-2-0-0	*54-5-0-0
Duke	12-3-0-0	-----	-----	11-2-0-0	*63-8-0-0	35-4-1-1	*36-3-1-0
Florida State	21-4-0-0	*37-9-1-0	3-0-0-0	12-3-0-0	*48-5-0-0	45-2-0-1	15-0-0-0
South Carolina	8-1-0-0	*39-7-0-0	-----	1-0-0-0	*56-12-2-1	33-4-0-1	14-1-1-0
Colorado							
Totals	153-32-0-0	166-30-1-0	10-0-0-0	142-23-1-0	639-70-5-3	519-55-3-3	482-37-4-1
	#7 Groover	#25 Hamlin	#8 Hill	#91 R. Jackson	#34 Kindred	#29 Lewis	#96 Littleberry
Opponent	PL-Tac-TFL-Sk	PL-Tac-PBU-Int	PL-Tac-PBU-Int	PL-Tac-TFL-Sk	PL-Tac-TFL-Sk	PL-Tac-PBU-Int	PL-Tac-TFL-Sk
Texas A&M	7-2-0-0	22-1-0-0	*48-3-0-0	13-3-0-0	-----	0-0-0-0	-----
Maryland	*44-4-1-0	24-4-1-0	*61-6-0-1	21-4-1-0	-----	0-0-0-0	-----
Miami (FL)^	*45-5-2-1	31-7-0-0	*74-5-1-0	27-2-0-0	-----	0-0-0-0	-----
Boston College ^o	39-2-0-0	25-4-0-0	*80-7-0-1	20-6-2-0	-----	5-0-0-0	-----
Wake Forest	2-0-0-0	29-3-0-0	*67-11-0-0	36-4-1-0	-----	3-0-0-0	-----
N.C. State	11-0-0-0	*53-8-0-0	*49-5-0-1	12-0-0-0	-----	16-1-0-0	-----
Temple	16-1-0-0	*46-5-0-0	*43-3-1-0	25-1-1-0	-----	28-1-0-0	3-1-1-1
Georgia Tech	27-1-0-0	*52-6-0-1	*60-3-0-0	*30-2-0-0	-----	2-0-0-0	-----
Duke	*27-5-1-0	*59-4-0-0	*68-4-3-0	29-2-0-0	3-0-0-0	38-3-0-0	3-0-0-0
Florida State	*30-4-1-0	*55-5-0-1	*59-2-1-0	29-5-0.5-0.5	-----	26-1-0-0	3-0-0-0
South Carolina	*30-1-0-0	*53-6-0-0	*61-4-1-0	29-5-1-0	-----	14-0-0-0	-----
Colorado							
Totals	278-25-5-1	449-53-1-2	670-53-7-3	271-34-6.5-0.5	3-0-0-0	132-6-0-0	9-1-1-1
	#50 McKissic	#94 Merling	#47 Miller	#42 Nelson	#46 L. Richardson	#89 Schlink	#97 Scott
Opponent	PL-Tac-TFL-Sk	PL-Tac-TFL-Sk	PL-Tac-TFL-Sk	PL-Tac-TFL-Sk	PL-Tac-TFL-Sk	PL-Tac-TFL-Sk	PL-Tac-TFL-Sk
Texas A&M	10-0-0-0	7-1-1-0	0-0-0-0	8-0-0-0	4-1-0-0	-----	-----
Maryland	16-2-0-0	19-0-0-0	3-0-0-0	5-0-0-0	3-1-0-0	-----	-----
Miami (FL)^	14-3-0-0	22-1-0-0	3-0-0-0	5-0-0-0	23-3-1-1	-----	-----
Boston College ^o	28-3-1-1	47-6-0-0	0-0-0-0	6-0-0-0	24-3-0-0	-----	3-1-0-0
Wake Forest	13-1-0-0	19-2-0-0	0-0-0-0	1-0-0-0	6-1-0-0	-----	11-1-0-0
N.C. State	17-1-0-0	18-3-1-1	6-2-0-0	13-1-0-0	9-2-0-0	-----	17-2-0-0
Temple	30-2-0-0	33-4-1-0	31-5-0-0	32-2-0-0	15-3-1-0	8-0-0-0	31-6-1-1
Georgia Tech	21-0-0-0	24-0-0-0	3-1-0-0	0-0-0-0	16-3-0-0	-----	15-1-0-0
Duke	50-3-0-0	35-2-1-1	20-3-0-0	-----	34-6-0-0	3-0-0-0	28-3-1-1
Florida State	18-2-0-0	21-1-0-0	7-0-0-0	3-1-0-0	6-0-0-0	3-0-0-0	22-0-0-0
South Carolina	17-0-0-0	15-1-0-0	0-1-0-0	0-0-0-0	8-1-0-0	-----	29-1-0-0
Colorado							
Totals	234-17-1-1	260-21-4-2	73-12-0-0	73-4-0-0	148-24-2-1	14-0-0-0	156-15-2-2
	#92 Tate	#45 Vincent	#17 Walker	#40 Waters	#32 Watkins	#98 Williams	
Opponent	PL-Tac-TFL-Sk	PL-Tac-TFL-Sk	PL-Tac-PBU-Int	PL-Tac-TFL-Sk	PL-Tac-TFL-Sk	PL-Tac-TFL-Sk	
Texas A&M	*43-1-0-0	0-0-0-0	0-0-0-0	*35-5-0-0	*43-6-0-0	5-0-0-0	
Maryland	18-1-0-0	5-0-0-0	0-0-0-0	*50-14-4.5-0.5	*53-13-0-0	5-0-0-0	
Miami (FL)^	*50-5-1-0	10-0-0-0	0-0-0-0	*54-11-1-1	*56-7-0-0	6-0-0-0	
Boston College ^o	*51-1-0-0	8-2-0-0	0-0-0-0	*65-14-1-0	*64-7-0-0	17-2-0-0	
Wake Forest	*43-1-0-0	-----	0-0-0-0	*58-10-0-0	*46-6-1-0	7-1-0-0	
N.C. State	*25-1-0-0	9-1-0-0	0-0-0-0	*52-11-4-0	*50-7-0-0	6-0-0-0	
Temple	*14-0-0-0	15-1-0-0	10-0-0-0	-----	*47-8-1-0	17-0-0-0	
Georgia Tech	*27-3-0-0	1-0-0-0	0-0-0-0	*54-8-0-0	*59-14-0-0	3-0-0-0	
Duke	*22-1-0-0	25-2-1-1	0-0-0-0	*59-14-1-0	*46-8-0-0	-----	
Florida State	*18-1-0-0	7-0-0-0	3-0-0-0	*63-8-1-0	*49-6-1-1	3-0-0-0	
South Carolina	*19-3-0-0	2-0-0-0	0-0-0-0	*63-7-1-0	*64-9-1-0	-----	
Colorado							
Totals	330-18-1-0	82-6-1-1	13-0-0-0	553-102-13.5-1.5	577-91-4-1	69-3-0-0	

* - start; ^o - single overtime game; ^ - triple overtime game; Note: "PL" does not include special team plays or offensive plays; special team tackles are included; **bold** denotes a Clemson home game.



2005 Superlatives



Category	Clemson Team High	Opponent Team High
Total Offense	514 vs. Temple, 10/22	407 by Duke, 11/5
Plays	80 vs. Wake Forest, 10/1	90 by Boston College^o, 9/24
Yards Per Play	7.7 vs. Temple, 10/22	7.2 by Texas A&M, 9/3
Rushing Yards	243 vs. N.C. State, 10/13	248 by Texas A&M, 9/3
Rush Attempts	51 vs. Texas A&M, 9/3	52 by Miami (FL)[^], 9/17
Rushing Touchdowns	5 vs. Duke, 11/5	3 by Miami (FL)[^], 9/17
Yards Per Rush	5.9 vs. N.C. State, 10/13	7.5 by Texas A&M, 9/3
Longest Rush	65 vs. Miami (FL)[^], 9/17	49 by Texas A&M, 9/3
Passing Yards	359 vs. Temple, 10/22	328 by Duke, 11/5
Pass Completions	31 vs. Miami (FL)[^], 9/17	26 by Temple, 10/22
		26 by Duke, 11/5
Pass Attempts	55 vs. Miami (FL)[^], 9/17	44 by Boston College^o, 9/24
		44 by Temple, 10/22
Completion % (min. 10 comp.)	81.8 vs. Maryland, 9/10	80.0 by Wake Forest, 10/1
Pass Efficiency (min. 10 comp.)	182.0 vs. Temple, 10/22	186.2 by Wake Forest, 10/1
Passing Touchdowns	3 vs. Temple, 10/22	3 by Wake Forest, 10/1
	3 vs. Florida State, 11/12	
Longest Pass	51 vs. Maryland, 9/10	74 by Wake Forest, 10/1
First Downs	28 vs. Wake Forest, 10/1	25 by Boston College^o, 9/24
Total Touchdowns	7 vs. Duke, 11/5	4 by Miami (FL)[^], 9/17
		4 by Wake Forest, 10/1
Points	49 vs. Duke, 11/5	36 by Miami (FL)[^], 9/17
Field Goals	6 vs. Texas A&M, 9/3	3 by Miami (FL)[^], 9/17
		3 by South Carolina, 11/19
Punting Average (min. 3 punts)	39.5 vs. Duke, 11/5	52.0 by Wake Forest, 10/1
Time of Possession	37:58 vs. Texas A&M, 9/3	35:42 by Boston College^o, 9/24
Penalties	9 vs. N.C. State, 10/13	14 by Miami (FL)[^], 9/17
Penalty Yards	80 vs. N.C. State, 10/13	117 by Miami (FL)[^], 9/17
Turnovers	4 vs. Georgia Tech, 10/29	4 by South Carolina, 11/19
	4 vs. South Carolina, 11/19	
Third-Down Conversions	9 vs. South Carolina, 11/19	10 by Boston College^o, 9/24
Third-Down Conversion %	64.3 vs. South Carolina, 11/19	50.0 by Boston College^o, 9/24
		50.0 by Wake Forest, 10/1
Average Starting Field Position*	38 vs. Duke, 11/5	44 by N.C. State, 10/13
Punt Return Yards	53 vs. Texas A&M, 9/3	53 by Florida State, 11/12
Kickoff Return Yards	88 vs. Wake Forest, 10/1	173 by N.C. State, 10/13
Interception Return Yards	37 vs. Texas A&M, 9/3	26 by Wake Forest, 10/1
Interceptions By Defense	3 vs. South Carolina, 11/19	2 by Wake Forest, 10/1
		2 by South Carolina, 11/19
Fumble Return Yards	---	---
Sacks By Defense	6 vs. Temple, 10/22	3 by many (5)
	6 vs. Florida State, 11/12	

Category	Clemson Individual Best	Opponent Individual Best
Total Offense	346 by Charlie Whitehurst vs. Miami (FL)[^], 9/17	355 by Zack Asack (Duke), 11/5
Rushing Yards	145 by James Davis vs. South Carolina, 11/19	139 by Tyrone Moss (Miami (FL)[^]), 9/17
Rush Attempts	27 by James Davis vs. South Carolina, 11/19	31 by Tyrone Moss (Miami (FL)[^]), 9/17
Rushing Touchdowns	3 by Reggie Merriweather vs. Duke, 11/5	3 by Tyrone Moss (Miami (FL)[^]), 9/17
Longest Rush	65 by Charlie Whitehurst vs. Miami (FL)[^], 9/17	49 by Reggie McNeal (Texas A&M), 9/3
Passing Yards	307 by Charlie Whitehurst vs. Temple, 10/22	328 by Zack Asack (Duke), 11/5
Pass Completions	31 by Charlie Whitehurst vs. Miami (FL)[^], 9/17	26 by Zack Asack (Duke), 11/5
Pass Attempts	55 by Charlie Whitehurst vs. Miami (FL)[^], 9/17	43 by Zack Asack (Duke), 11/5
Completion % (min. 10 comp.)	81.8 by Charlie Whitehurst vs. Maryland, 9/10	80.0 by Cory Randolph (Wake Forest), 10/1
Pass Efficiency (min. 10 comp.)	182.9 by Charlie Whitehurst vs. Temple, 10/22	186.2 by Cory Randolph (Wake Forest), 10/1
Passing Touchdowns	3 by Charlie Whitehurst vs. Florida State, 11/12	3 by Cory Randolph (Wake Forest), 10/1
Receptions	11 by Chansi Stuckey vs. Florida State, 11/12	10 by Ben Patrick (Duke), 11/5
Receiving Yards	156 by Chansi Stuckey vs. Florida State, 11/12	140 by Vernon Davis (Maryland), 9/10
Receiving Touchdowns	2 by Curtis Baham vs. Maryland, 9/10	1 by many (9)
	2 by Chansi Stuckey vs. many (2)	
All-Purpose Yards	188 by Chansi Stuckey vs. Florida State, 11/12	231 by Darrell Blackman (N.C. State), 10/13
Total Touchdowns	3 by Reggie Merriweather vs. Duke, 11/5	3 by Tyrone Moss (Miami (FL)[^]), 9/17
Points	19 by Jad Dean vs. Texas A&M, 9/3	12 by Courtney Lewis (Texas A&M), 9/3
		12 by Jon Peattie (Miami (FL)[^]), 9/17
Field Goals	6 by Jad Dean vs. Texas A&M, 9/3	3 by Jon Peattie (Miami (FL)[^]), 9/17
		3 by Josh Brown (South Carolina), 11/19
Punting Average (min. 3 punts)	39.5 by Cole Chason vs. Duke, 11/5	52.0 by Ryan Plackemeier (Wake Forest), 10/1
Punt Return Yards	53 by Chansi Stuckey vs. Texas A&M, 9/3	28 by Lawrence Timmons (Florida State), 11/12
Kickoff Return Yards	81 by Aaron Kelly vs. Georgia Tech, 10/29	160 by Darrell Blackman (N.C. State), 10/13
Interception Return Yards	37 by Sergio Gilliam vs. Texas A&M, 9/3	26 by Jon Abbate (Wake Forest), 10/1
Interceptions	1 by many (7) vs. many (10), many times (14)	2 by Jon Abbate (Wake Forest), 10/1
Fumble Return Yards	---	---
Tackles	14 by Anthony Waters vs. many (3)	
	14 by Nick Watkins vs. Georgia Tech, 10/29	
Sacks	2.5 by Gaines Adams vs. many (2)	
Tackles For Loss	4.5 by Anthony Waters vs. Maryland, 9/10	

* - in team's own territory; ^o - single overtime game; [^] - triple overtime game; Note: **Bold** denotes a Clemson home game.



2005 Offensive Drive Chart



Texas A&M							
#	Qtr	Clock	Spot	Plays	Yards	TOP	Result
1.	1	11:40	14	10	40	5:17	Punt
2.	1-2	3:35	34	8	61	3:37	FG
3.	2	9:44	20	11	75	4:46	FG
4.	2	3:29	*43	9	35	3:26	FG
5.	3	15:00	24	3	-4	1:43	Punt
6.	3	10:46	3	14	96	7:46	FG
7.	4	15:00	20	11	53	4:23	FG
8.	4	9:15	32	6	27	3:22	Punt
9.	4	3:40	42	9	33	3:38	FG

Maryland							
#	Qtr	Clock	Spot	Plays	Yards	TOP	Result
1.	1	15:00	25	17	75	9:47	TD
2.	1-2	0:20	17	5	-14	2:05	Downs
3.	2	11:05	28	5	10	2:34	Punt
4.	2	4:26	15	3	8	1:41	Punt
5.	2	0:59	20	3	8	0:59	Half
6.	3	12:01	37	7	63	2:47	TD
7.	3	6:34	13	4	21	2:24	Punt
8.	3-4	0:43	31	4	24	2:52	Punt
9.	4	8:37	14	5	86	1:02	TD
10.	4	5:34	39	6	61	2:36	TD
11.	4	0:47	*25	3	-7	0:47	Half

Miami (FL)							
#	Qtr	Clock	Spot	Plays	Yards	TOP	Result
1.	1	15:00	20	5	11	1:34	Punt
2.	1	11:06	14	4	7	2:05	Punt
3.	1	6:27	20	3	9	1:41	Punt
4.	1-2	0:26	16	5	84	1:06	TD
5.	2	12:33	26	3	11	1:39	Punt
6.	2	9:47	20	11	63	5:06	FG
7.	2	2:32	21	5	27	2:32	Half
8.	3	11:52	7	3	7	2:19	Punt
9.	3	4:25	35	8	32	2:26	MFG
10.	4	14:20	21	5	26	2:41	Punt
11.	4	7:01	19	9	81	4:03	TD
12.	4	1:20	44	8	46	1:05	FG
13.	OT ¹	-----	*25	6	25	-----	TD
14.	OT ²	-----	*25	4	3	-----	FG
15.	OT ³	-----	*25	2	0	-----	INT

Boston College							
#	Qtr	Clock	Spot	Plays	Yards	TOP	Result
1.	1	15:00	20	4	8	3:11	Punt
2.	1	9:12	20	3	9	2:16	Punt
3.	1	1:35	20	3	3	1:30	Punt
4.	2	10:35	20	10	61	3:44	FG
5.	2	5:28	36	9	64	3:50	TD
6.	2	0:31	43	3	9	0:28	Punt
7.	3	10:30	14	4	22	2:29	Punt
8.	3	3:53	20	4	34	1:22	Punt
9.	4	13:17	7	7	42	3:42	Punt
10.	4	6:02	29	3	3	0:54	Punt
11.	4	1:14	31	3	9	0:52	Punt
12.	OT ¹	-----	*25	6	17	-----	FG

Wake Forest							
#	Qtr	Clock	Spot	Plays	Yards	TOP	Result
1.	1	15:00	20	4	19	1:40	INT
2.	1	11:09	20	15	80	7:15	TD
3.	1	2:36	34	1	0	0:08	INT
4.	1-2	0:42	23	7	19	2:14	Punt
5.	2	12:09	34	3	6	0:54	Punt
6.	2	7:58	36	9	64	3:32	TD
7.	2	2:36	36	9	64	1:37	TD
8.	3	12:55	*49	10	45	2:48	FG
9.	3	7:57	29	10	41	4:16	FG
10.	4	10:51	27	6	30	3:39	Punt
11.	4	3:36	*30	4	-4	1:05	Downs
12.	4	0:33	20	4	77	0:33	Half

N.C. State							
#	Qtr	Clock	Spot	Plays	Yards	TOP	Result
1.	1	11:32	14	3	2	1:34	Punt
2.	1	8:29	20	3	9	2:19	Punt
3.	1	3:54	17	8	83	3:15	TD

4.	2	14:43	28	8	72	3:17	TD
5.	2	11:00	38	7	62	2:52	TD
6.	2	4:31	20	5	80	1:41	TD
7.	2	0:29	20	1	-2	0:29	Half
8.	3	15:00	30	7	48	2:45	MFG
9.	3	7:33	31	11	56	5:10	FG
10.	4	15:00	2	2	-1	0:55	INT
11.	4	13:03	32	4	12	1:40	Punt
12.	4	9:09	6	14	62	7:22	Downs
13.	4	0:32	42	1	-7	0:32	Half

Temple							
#	Qtr	Clock	Spot	Plays	Yards	TOP	Result
1.	1	13:08	30	5	70	1:49	TD
2.	1	7:59	33	6	42	1:03	INT
3.	1	5:13	*36	9	31	3:40	FG
4.	2	14:01	41	5	59	1:55	TD
5.	2	7:20	26	9	49	4:19	MFG
6.	2	0:11	4	1	-1	0:11	Half
7.	3	15:00	20	3	1	0:47	Punt
8.	3	13:15	10	10	80	3:19	FG
9.	3	9:17	*34	1	34	0:06	TD
10.	3	6:09	23	6	18	4:02	Punt
11.	4	14:50	36	7	42	2:43	FG
12.	4	6:08	45	4	55	1:37	TD
13.	4	3:26	42	3	0	0:30	Punt
14.	4	1:10	41	2	9	1:10	Half

Georgia Tech							
#	Qtr	Clock	Spot	Plays	Yards	TOP	Result
1.	1	15:00	20	9	72	4:37	Fumble
2.	1	9:22	*42	3	-13	0:51	Fumble
3.	1	6:24	31	5	16	3:49	Punt
4.	1-2	0:29	6	12	68	5:19	MFG
5.	2	6:59	46	8	35	2:51	FG
6.	2	2:06	32	4	2	1:16	Fumble
7.	3	9:26	1	3	2	1:40	Punt
8.	3	6:34	8	5	35	2:49	Punt
9.	3-4	0:14	26	9	49	2:30	FG
10.	4	8:35	*17	5	13	2:59	FG
11.	4	3:30	48	5	16	1:25	Downs
12.	4	0:03	41	1	0	0:03	INT

Duke							
#	Qtr	Clock	Spot	Plays	Yards	TOP	Result
1.	1	15:00	28	12	72	5:37	TD
2.	1	2:05	42	7	58	1:52	TD
3.	2	12:36	27	3	8	2:18	Punt
4.	2	9:19	36	8	64	3:29	TD
5.	2	0:32	*33	4	33	0:25	TD
6.	3	7:41	49	4	51	1:58	TD
7.	3	3:55	17	3	7	1:45	Punt
8.	3-4	1:59	25	12	62	3:58	Downs
9.	4	11:14	*49	4	49	1:22	TD
10.	4	5:45	1	3	1	1:55	Punt
11.	4	2:56	42	3	-10	1:37	Punt
12.	4	1:19	*27	2	27	0:39	TD


Florida State							
#	Qtr	Clock	Spot	Plays	Yards	TOP	Result
1.	1	15:00	28	12	72	4:35	TD
2.	1	7:24	29	5	71	2:07	TD
3.	1-2	2:27	20	8	41	3:16	MFG
4.	2	11:48	27	3	-3	1:46	Punt
5.	2	7:38	28	5	-4	3:28	Punt
6.	2	3:10	33	3	-5	1:07	Punt
7.	2	2:03	39	3	18	1:03	INT
8.	3	10:53	44	5	56	1:55	TD
9.	3	7:32	48	8	52	2:25	TD
10.	3	4:02	25	4	28	1:54	Punt
11.	3	1:55	*11	3	11	1:21	TD
12.	3-4	0:04	*49	3	4	0:55	Punt
13.	4	11:43	18	3	3	1:04	Punt
14.	4	9:42	21	3	0	1:11	Punt
15.	4	6:38	13	3	5	2:22	Punt
16.	4	3:10	37	4	5	2:28	Downs

Long Clemson Plays			
Yds	Player(s)	Type	Opp
65	Whitehurst	Run	MIA
51	* Whitehurst to Baham	Pass	UMD
41	* Whitehurst to Browning	Pass	TEM
41	Whitehurst to Kelly	Pass	TEM
40	* Proctor to Stuckey	Pass	DUK
40	Whitehurst to Stuckey & Davis	Pass	FSU
39	Whitehurst to Stuckey	Pass	NCS
38	* Merriweather	Run	UMD
38	Whitehurst to Baham	Pass	MIA
37	Whitehurst to Baham	Pass	BOC
37	Whitehurst to Baham	Pass	WFO
36	Proctor to Stuckey	Pass	DUK
36	Whitehurst to Stuckey	Pass	FSU
35	Whitehurst to Kelly	Pass	NCS
34	* Whitehurst to Kelly	Pass	TEM
33	Davis	Run	TAM
33	Whitehurst to Browning	Pass	TAM
32	Whitehurst to Kelly	Pass	TEM
32	* Whitehurst to Stuckey	Pass	FSU
30	Whitehurst to Stuckey	Pass	WFO
30	Davis	Run	NCS
30	Merriweather	Run	NCS
28	Whitehurst to Stuckey	Pass	GAT
28	Whitehurst to Kelly	Pass	USC
27	Davis	Run	BOC
27	Whitehurst to Baham	Pass	WFO
27	Whitehurst to Kelly	Pass	USC
24	Whitehurst to Baham	Pass	MIA
23	Whitehurst to Stuckey	Pass	TAM
23	Davis	Run	NCS
23	Davis	Run	DUK
23	Davis	Run	USC
22	Whitehurst to Stuckey	Pass	NCS
22	Whitehurst to Kelly	Pass	TAM
22	Merriweather	Run	GAT
22	* Whitehurst to Stuckey	Pass	FSU
21	Whitehurst to Baham	Pass	TAM
21	Davis	Run	TAM
21	Whitehurst to Stuckey	Pass	MIA
21	Whitehurst to Stuckey	Pass	MIA
21	Whitehurst to K. Grant	Pass	WFO
21	Stuckey	Run	NCS
21	* Merriweather	Run	TEM
21	Proctor to Taylor	Pass	TEM
21	Whitehurst to Stuckey	Pass	GAT
21	Whitehurst to Hunter	Pass	GAT
21	Davis	Run	DUK
20	Merriweather	Run	BOC
20	Whitehurst to Stuckey	Pass	FSU

* - touchdown; Note: Only includes plays from scrimmage; **bold** denotes a Clemson home game.

South Carolina							
#	Qtr	Clock	Spot	Plays	Yards	TOP	Result
1.	1	13:43	*49	5	20	2:27	INT
2.	1	7:09	36	3	9	2:14	Punt
3.	1	0:16	29	1	0	0:16	INT
4.	2	13:51	30	6	22	3:07	Punt
5.	2	7:12	20	10	48	4:43	FG
6.	3	15:00	20	19	74	7:17	FG
7.	3-4	3:38	7	12	68	4:30	MFG
8.	4	10:46	20	8	80	4:48	TD
9.	4	2:26	49	5	6	2:26	Half

* - in opponent's territory; Note: **Bolded** lines denote scoring drives.





2005 Defensive Drive Chart



Texas A&M

#	Qtr	Clock	Spot	Plays	Yards	TOP	Result
1.	1	15:00	20	12	63	3:20	FG
2.	1	6:23	29	8	37	2:48	Downs
3.	2	14:58	20	3	-13	2:14	Punt
4.	2	12:44	14	8	86	3:00	TD
5.	2	4:58	37	3	25	1:29	INT
6.	3	13:17	49	3	12	2:31	Punt
7.	3	3:00	49	8	51	3:00	TD
8.	4	10:37	20	3	80	1:15	TD
9.	4	6:00	13	3	7	2:20	Punt

Maryland

#	Qtr	Clock	Spot	Plays	Yards	TOP	Result
1.	1	5:13	31	12	65	4:53	FG
2.	2	13:15	*2	4	2	2:10	TD
3.	2	8:31	21	8	64	4:05	Fumble
4.	2	2:45	42	5	16	1:46	Punt
5.	3	15:00	36	6	8	2:59	INT
6.	3	9:14	20	6	80	2:40	TD
7.	3	4:10	37	9	63	3:27	TD
8.	4	12:51	12	7	27	4:14	Punt
9.	4	7:35	25	3	8	2:01	Punt
10.	4	2:58	32	7	8	2:11	Downs

Miami (FL)

#	Qtr	Clock	Spot	Plays	Yards	TOP	Result
1.	1	13:26	36	5	1	2:20	Punt
2.	1	9:01	*49	4	-1	2:34	Punt
3.	1	4:46	33	12	47	4:20	FG
4.	2	14:20	*48	3	-4	1:47	Punt
5.	2	10:54	27	3	6	1:07	Punt
6.	2	4:41	30	7	50	2:09	FG
7.	3	15:00	43	6	-2	3:08	Punt
8.	3	9:33	*47	9	47	5:08	TD
9.	3-4	1:59	34	7	66	2:39	TD
10.	4	11:39	23	8	31	4:38	Punt
11.	4	2:58	20	3	-5	1:38	Punt
12.	4	0:15	20	1	-2	0:15	Half
13.	OT ¹	-----	*25	5	25	-----	TD
14.	OT ²	-----	*25	6	23	-----	FG
15.	OT ³	-----	*25	2	25	-----	TD

Boston College

#	Qtr	Clock	Spot	Plays	Yards	TOP	Result
1.	1	11:49	*48	8	33	2:37	FG
2.	1	6:56	29	12	64	5:21	INT
3.	1-2	0:05	36	11	64	4:30	TD
4.	2	6:51	27	3	-2	1:23	Punt
5.	2	1:38	20	3	-8	1:07	Punt
6.	2	0:03	15	1	-2	0:03	Half
7.	3	15:00	20	8	32	4:30	Punt
8.	3	8:01	18	11	48	4:08	Punt
9.	3-4	2:31	9	8	39	4:14	Punt
10.	4	9:35	5	8	28	3:33	Punt
11.	4	5:08	33	9	36	3:54	MFG
12.	4	0:22	31	4	29	0:22	INT
13.	OT ¹	-----	*25	6	25	-----	TD

Wake Forest

#	Qtr	Clock	Spot	Plays	Yards	TOP	Result
1.	1	13:20	*37	6	37	2:11	TD
2.	1	3:54	20	3	80	1:10	TD
3.	1	2:28	*26	4	3	1:46	MFG
4.	2	13:28	*29	3	29	1:10	TD
5.	2	11:15	25	9	39	3:17	Fumble
6.	2	4:26	20	3	9	1:50	Punt
7.	2	0:59	20	3	6	0:59	Punt
8.	3	15:00	20	3	-9	2:05	Punt
9.	3	10:07	20	3	0	2:10	Punt
10.	3-4	3:41	20	17	64	7:41	FG
11.	4	7:12	9	6	14	3:36	INT
12.	4	2:31	34	8	66	1:58	TD

N.C. State

#	Qtr	Clock	Spot	Plays	Yards	TOP	Result
1.	1	15:00	20	6	31	3:28	Punt
2.	1	9:58	49	6	33	1:29	MFG
3.	1	6:10	39	3	7	2:16	Punt

4.	1-2	0:39	27	3	0	0:56	Punt
5.	2	11:26	*43	2	6	0:26	Fumble
6.	2	8:08	20	8	80	3:37	TD
7.	2	2:50	*21	7	13	2:21	FG
8.	3	12:15	22	11	47	4:42	Downs
9.	3	2:15	38	5	19	2:15	Punt
10.	4	14:05	*24	3	-2	1:02	INT
11.	4	11:23	*37	5	32	2:14	Downs
12.	4	1:47	32	6	26	1:15	Downs

Temple

#	Qtr	Clock	Spot	Plays	Yards	TOP	Result
1.	1	15:00	20	3	2	1:52	Punt
2.	1	11:19	20	6	17	3:20	Punt
3.	1	6:56	20	3	-1	1:43	Punt
4.	1-2	1:33	17	5	14	2:32	Punt
5.	2	12:06	15	8	33	4:46	Punt
6.	2	3:01	26	7	70	2:50	Fumble
7.	3	14:13	45	3	4	0:58	Punt
8.	3	9:56	20	2	13	0:39	INT
9.	3	9:11	12	8	38	3:02	Punt
10.	3-4	2:07	23	7	41	2:17	Downs
11.	4	12:07	20	15	80	5:59	TD
12.	4	4:31	20	3	8	1:05	Punt
13.	4	2:56	26	7	33	1:46	Fumble

Georgia Tech

#	Qtr	Clock	Spot	Plays	Yards	TOP	Result
1.	1	10:23	8	3	3	1:01	Punt
2.	1	8:31	*45	5	15	2:07	MFG
3.	1	2:35	35	5	20	2:06	Punt
4.	2	10:10	26	6	25	3:11	INT
5.	2	4:08	16	3	9	2:02	Punt
6.	2	0:50	*34	7	18	0:50	FG
7.	3	15:00	20	11	43	5:34	Punt
8.	3	7:46	*39	4	31	1:12	Fumble
9.	3	3:45	26	5	19	3:31	Punt
10.	4	12:44	15	9	85	4:09	TD
11.	4	5:36	14	3	6	2:06	Punt
12.	4	2:05	36	3	0	2:02	Punt

Duke

#	Qtr	Clock	Spot	Plays	Yards	TOP	Result
1.	1	9:23	20	10	14	7:18	Punt
2.	1-2	0:13	21	10	62	2:37	FG
3.	2	10:18	12	3	1	0:59	Punt
4.	2	5:50	17	10	62	5:18	MFG
5.	3	15:00	23	15	77	7:19	TD
6.	3	5:43	16	4	21	1:48	Punt
7.	3	2:10	34	1	66	0:11	TD
8.	4	13:01	14	3	-1	1:47	Punt
9.	4	9:52	20	11	36	4:07	Punt
10.	4	3:50	*36	4	4	0:54	FG
11.	4	0:40	19	3	15	0:40	INT

Florida State

#	Qtr	Clock	Spot	Plays	Yards	TOP	Result
1.	1	10:25	19	6	16	3:01	Punt
2.	1	5:17	37	4	14	2:50	Punt
3.	2	14:11	39	8	47	2:23	FG
4.	2	10:02	48	5	22	2:24	FG
5.	2	4:10	43	3	-3	1:00	Punt
6.	2	1:00	32	2	11	1:00	Half
7.	3	15:00	18	9	41	4:07	INT
8.	3	8:58	6	4	17	1:26	Punt
9.	3	5:07	20	3	4	1:05	Punt
10.	3	2:08	20	1	0	0:13	INT
11.	3	0:34	20	3	0	0:30	Punt
12.	4	14:09	9	7	38	2:26	Punt
13.	4	10:39	50	3	-2	0:57	Punt
14.	4	8:31	48	3	-9	1:53	Punt
15.	4	4:16	*41	4	4	1:06	Downs
16.	4	0:42	*42	3	6	0:42	Half

South Carolina

#	Qtr	Clock	Spot	Plays	Yards	TOP	Result
1.	1	15:00	14	3	-1	1:17	Punt
2.	1	11:16	8	8	56	4:07	Fumble
3.	1	4:55	12	11	82	4:39	FG

Long Opponent Plays

Yds	Player(s)	Type	Team
74	*C. Randolph to Moore	Pass	WFU
66	*Asack to Riley	Pass	DUK
49	McNeal	Run	TAM
44	Hollenbach to Davis	Pass	UMD
41	Hollenbach to Melendez	Pass	UMD
40	Wright to S. Moss	Pass	MIA
40	Mitchell to S. Rice	Pass	USC
36	Hester	Run	MIA
35	Alexander	Run	TAM
34	Lewis	Run	TAM
34	*C. Randolph to Morton	Pass	WFU
32	Choice	Run	GAT
32	Asack to Riley	Pass	DUK
31	*McNeal to Schroeder	Pass	TAM
31	McGann to U. Ferguson	Pass	TEM
31	Booker	Run	FSU
30	Hollenbach to Davis	Pass	UMD
29	McNeal to Mobley	Pass	TAM
29	*Hollenbach to Davis	Pass	UMD
29	Ryan to Miller	Pass	BOC
29	Stone to Barrett	Pass	NCS
29	McGann to Santa Cruz	Pass	TEM
29	Ball to Bilbo	Pass	GAT
28	McGann to Gordon	Pass	TEM
26	Asack to A. Roland	Pass	DUK
26	Weatherford to Henshaw	Pass	FSU
25	Hollenbach to Gronkowski	Pass	UMD
25	*T. Moss	Run	MIA
25	Asack to Riley	Pass	DUK
24	Weatherford to Reid	Pass	FSU
23	McNeal to Lewis	Pass	TAM
22	Weatherford to Henshaw	Pass	FSU
22	Mitchell to S. Rice	Pass	USC
22	Mitchell to S. Rice	Pass	USC
21	McGann to Gordon	Pass	TEM
21	Ball to C. Johnson	Pass	GAT
20	Wright to Moore	Pass	MIA
20	*Blackman	Run	NCS
20	J. Davis to Clark	Pass	NCS
20	U. Ferguson	Run	TEM
20	Asack to Patrick	Pass	DUK
20	Smith	Run	FSU
20	Booker	Run	FSU

* - touchdown; Note: Only includes plays from scrimmage; **bold** denotes a Clemson home game.

4.	2	15:00	29	3	6	1:09	Punt
5.	2	10:44	8	10	66	3:32	FG
6.	2	2:29	17	5	12	2:29	Half
7.	3	7:43	16	9	60	4:05	INT
8.	4	14:08	25	4	22	1:53	Punt
9.	4	12:15	*11	4	-1	1:29	FG
10.	4	5:58	20	2	-5	0:20	INT
11.	4	5:38	39	6	15	3:12	INT

* - in opponent's territory; Note: **Bolded** lines denote scoring drives.



Individual Career Highs



Rushing						
# Player	Carries	Yards	^Yards/Carries	Touchdowns	Long	
28 Browning, Kyle	11, MTS '03	80, GAT '04	4.8, MTS '03	1, many (2)	54, GAT '04	
1 Davis, James	27, USC '05	145, USC '05	11.9, NCS '05	2, many (3)	33, TAM '05	
10 Harper, Cullen	1, DUK '05	-4, DUK '05	-----	-----	-4, DUK '05	
36 Harrell, Cliff	3, UNC '02	many (2)	-----	-----	16, MIA '05	
23 Macko, Paul	2, TEM '05	9, TEM '05	-----	-----	6, TEM '05	
37 Merriweather, Reggie	28, USC '04	128, GAT '05	7.5, UMD '05	3, many (3)	62, GAT '04	
14 Proctor, Will	11, DUK '05	31, DUK '05	2.8, DUK '05	1, DUK '05	12, DUK '05	
6 Whitehurst, Charlie	19, FSU '03	58, MIA '05	2.1, FSU '04	1, many (8)	65, MIA '05	
Passing						
# Player	Completions	Attempts	%Percentage	Yards	Touchdowns	Long
10 Harper, Cullen	1, DUK '05	2, DUK '05	-----	15, DUK '05	-----	15, DUK '05
14 Proctor, Will	13, DUK '05	21, DUK '05	61.9, DUK '05	201, DUK '05	2, DUK '05	40, DUK '05
6 Whitehurst, Charlie	34, DUK '02	55, MIA '05	82.1, MTS '03	420, DUK '02	4, many (4)	83, UNC '02
# Player	%Efficiency	%Yards/Attempts	%Yards/Completions	Interceptions	Plays	Total Offense
10 Harper, Cullen	-----	-----	-----	-----	3, DUK '05	11, DUK '05
14 Proctor, Will	173.7, DUK '05	9.57, DUK '05	15.5, DUK '05	-----	32, DUK '05	232, DUK '05
6 Whitehurst, Charlie	241.1, UNC '02	13.70, UNC '02	22.8, UNC '02	4, TTU '02	65, DUK '02	414, DUK '02
Receiving						
# Player	Receptions	Yards	•Yards/Receptions	Touchdowns	Long	
18 Baham, Curtis	6, WFU '03	87, MIA '05	27.3, WFU '05	2, UMD '05	51, UMD '05	
28 Browning, Kyle	3, TEM '05	49, TEM '05	16.3, TEM '05	1, many (2)	41, TEM '05	
1 Davis, James	5, WFU '05	44, FSU '05	8.0, UMD '05	-----	41, FSU '05	
85 Diomande, Andrew	1, TEM '05	15, TEM '05	-----	-----	15, TEM '05	
90 Downer, Cole	3, TAM '05	24, TAM '05	8.0, TAM '05	1, MIA '05	13, TAM '05	
88 Grant, Kelvin	7, TAM '04	80, GAT '04	13.3, GAT '04	1, WFU '03	23, GAT '04	
13 Grisham, Tyler	3, MIA '05	24, TEM '05	5.0, MIA '05	-----	15, TEM '05	
36 Harrell, Cliff	1, many (7)	11, DUK '03	-----	-----	11, DUK '03	
26 Harris, La'Donte	1, many (8)	16, TEM '05	-----	1, TEM '05	16, TEM '05	
89 Hunter, Thomas	3, BOC '05	26, NCS '05	6.7, BOC '05	-----	21, GAT '05	
35 Jackson, Steven	1, many (6)	16, WFU '03	-----	-----	16, WFU '03	
80 Kelly, Aaron	7, TEM '05	155, TEM '05	22.1, TEM '05	1, many (2)	41, TEM '05	
37 Merriweather, Reggie	4, MIA '04	24, MIA '04	6.0, MIA '04	-----	15, many (2)	
2 Stuckey, Chansi	11, FSU '05	156, FSU '05	22.4, DUK '05	2, many (2)	40, DUK '05	
5 Taylor, Rendrick	2, UMD '05	21, TEM '05	-----	-----	21, TEM '05	
81 Williamson, Bobby	5, NCS '03	32, NCS '03	10.3, WFU '05	1, many (2)	23, NCS '03	

^ - min. 10 carries; ° - min. 10 completions; • - min. three receptions; Note: **Bold** denotes a Clemson home game.

Tackles		
# Player	Tackles	
93 Adams, Gaines	8, UMD '05	
52 Baker, Bryan	-----	
86 Bennett, Charles	10, FSU '04	
20 Billie, Tramaine	13, BOC '05	
95 Cannon, Brandon	3, FSU '05	
44 Clark, Donnell	3, many (4)	
43 Clay, Antonio	9, TEM '05	
22 Clemons, Chris	4, many (4)	
3 Coleman, Duane	9, FSU '05	
21 Croley, Brandon	-----	
31 Dunham, David	6, UMD '05	
24 Fudge, Jamaal	20, UVA '03	
12 Gaddis, C.J.	11, many (2)	
15 Gilliam, Sergio	9, MIA '05	
7 Groover, Cory	6, UVA '04	
25 Hamlin, Michael	8, NCS '05	
8 Hill, Tye	11, WFU '05	
91 Jackson, Rashaad	6, BOC '05	
34 Kindred, Adrian	-----	
29 Lewis, Haydrian	3, DUK '05	
96 Littleberry, Xavier	1, TEM '05	
50 McKissic, Jock	3, many (3)	
94 Merling, Phillip	6, BOC '05	
47 Miller, Josh	5, TEM '05	
42 Nelson, Maurice	2, many (3)	
46 Richardson, Lionel	7, many (2)	
89 Schlunk, David	-----	
97 Scott, Dorell	6, TEM '05	
92 Tate, Trey	5, many (4)	
45 Vincent, Courtney	2, many (2)	
17 Walker, Roy	-----	
40 Waters, Anthony	14, many (3)	
32 Watkins, Nick	14, GAT '05	
98 Williams, Kwam	2, BOC '05	



2005 Game-By-Game Starters



Position	TAM	UMD	^MIA	°BOC	WFU	NCS	TEM	GAT	DUK	FSU	USC	COL
LT	B. Richardson	B. Richardson	B. Richardson	B. Richardson	B. Richardson	B. Richardson	B. Richardson	B. Richardson	B. Richardson	B. Richardson	B. Richardson	
LG	Pilgrim	Myrick	Pilgrim	Pilgrim	R. Fry	R. Fry	Pilgrim	R. Fry	R. Fry	R. Fry	R. Fry	
C	D. Fry	D. Fry	D. Fry	D. Fry	D. Fry	D. Fry	D. Fry	D. Fry	D. Fry	D. Fry	D. Fry	
RG	N. Bennett	N. Bennett	N. Bennett	Myrick	N. Bennett	N. Bennett	N. Bennett	N. Bennett	Myrick	Myrick	Myrick	
RT	Dukes	Dukes	Dukes	Dukes	Dukes	Dukes	Dukes	Dukes	Dukes	Dukes	Dukes	
TE/WR	Downer	Kelly	Williamson	Kelly	Williamson	Williamson	Williamson	Williamson	Williamson	Williamson	Williamson	
WR/TE	Williamson	Baham	Baham	Baham	Baham	Baham	Baham	Baham	Baham	Baham	Baham	
QB	Whitehurst	Whitehurst	Whitehurst	Whitehurst	Whitehurst	Whitehurst	Whitehurst	Whitehurst	Proctor	Whitehurst	Whitehurst	
RB	Davis	Davis	Davis	Davis	Merriweather	Merriweather	Merriweather	Merriweather	Merriweather	Merriweather	Davis	
FB/TE/WR	Hunter	S. Jackson	S. Jackson	S. Jackson	Kelly	S. Jackson	Hunter	Hunter	Hunter	Hunter	Hunter	
WR	Stuckey	Stuckey	Stuckey	Stuckey	Stuckey	Stuckey	Stuckey	Stuckey	Stuckey	Stuckey	Stuckey	
DE	C. Bennett	C. Bennett	C. Bennett	C. Bennett	C. Bennett	C. Bennett	C. Bennett	C. Bennett	C. Bennett	C. Bennett	C. Bennett	
NG	Clark	Clark	Groover	Clark	Clark	Clark	Clark	R. Jackson	Groover	Groover	Groover	
DT	Tate	Groover	Tate	Tate	Tate	Tate	Tate	Tate	Tate	Tate	Tate	
BE	Adams	Adams	Adams	Adams	Adams	Adams	Adams	Adams	Adams	Adams	Adams	
SLB	Billie	Billie	Billie	Billie	Billie	Billie	Billie	Billie	Billie	Billie	Billie	
MLB	Waters	Waters	Waters	Waters	Waters	Waters	Clay	Waters	Waters	Waters	Waters	
WLB	Watkins	Watkins	Watkins	Watkins	Watkins	Watkins	Watkins	Watkins	Watkins	Watkins	Watkins	
FCB	Hill	Hill	Hill	Hill	Hill	Hill	Hill	Hill	Hill	Hill	Hill	
CAT	Gaddis	Gaddis	Gaddis	Gaddis	Gaddis	Hamlin	Hamlin	Hamlin	Hamlin	Hamlin	Hamlin	
FS	Fudge	Fudge	Fudge	Fudge	Fudge	Fudge	Fudge	Fudge	Fudge	Fudge	Fudge	
BCB	Gilliam	Gilliam	Gilliam	Gilliam	Gilliam	Gilliam	Gilliam	Gilliam	Gilliam	Coleman	Coleman	
PK	Dean	Dean	Dean	Dean	Dean	Dean	Dean	Dean	Dean	Dean	Dean	
P	Chason	Chason	Chason	Chason	Chason	Chason	Chason	Chason	Chason	Chason	Chason	

° - single overtime game; ^ - triple overtime game; Note: **Bold** denotes a Clemson home game.





2005 Participation



#	Player	TAM	UMD	^A MIA	^B BOC	WFU	NCS	TEM	GAT	DUK	FSU	USC	COL	Total	2005 G-S	Career G-S
93	Gaines Adams, DE	*48	*60	*63	*61	*55	*49	*35	*60	*42	*50	*56		579	11-11	34-12
18	Curtis Baham, WR	29	*30	*60	*38	*53	*34	*26	*42	*37	*40	*42		431	11-10	36-17
52	Bryan Baker, DT	---	---	---	---	---	---	---	---	3	---	---		3	1-0	1-0
86	Charles Bennett, DE	*46	*49	*60	*44	*51	*45	*24	*45	*37	*44	*50		495	11-11	45-21
63	Nathan Bennett, OG	*64	*62	*66	44	*57	*58	*41	*67	---	42	---		501	9-7	33-24
20	Tramaine Billie, LB	*41	*60	*53	*55	*65	*42	*30	*48	*37	*33	*40		504	11-11	31-17
28	Kyle Browning, RB	11	ST	1	1	1	16	26	28	23	4	1		112	11-0	36-3
95	Brandon Cannon, DE	---	---	---	ST	ST	---	18	---	15	8	6		47	6-0	13-0
67	Christian Capote, OT	---	4	13	ST	3	---	18	ST	10	7	ST		55	9-0	10-0
53	Chris Carey, OL	---	---	---	---	---	---	2	---	---	---	---		2	1-0	1-0
30	Cole Chason, P	*ST	*ST	*ST	*ST	*ST	*ST	*ST	*ST	*ST	*ST	*ST		0	11-11	35-34
44	Donnell Clark, DT	*33	*40	21	*29	*33	*20	*15	---	---	---	---		191	7-6	21-6
43	Antonio Clay, LB	18	12	15	17	8	12	*62	10	18	5	2		179	11-1	11-1
22	Chris Clemons, S	20	4	24	6	2	18	31	7	12	21	8		153	11-0	11-0
3	Duane Coleman, RB	20	ST	---	---	---	---	---	---	---	---	---		20	2-0	24-9
3	Duane Coleman, CB	---	---	8	19	5	18	35	5	---	*37	*39		166	8-2	8-2
21	Brandon Croley, CB	---	---	---	---	---	---	7	---	---	3	---		10	2-0	2-0
1	James Davis, RB	*23	*38	*47	*26	38	30	---	1	15	40	*55		313	10-5	10-5
7	Jad Dean, PK	*ST	*ST	*ST	*ST	*ST	*ST	*ST	*ST	*ST	*ST	*ST		0	11-11	35-19
73	Tim DeBeer, OT	21	3	18	7	25	19	23	4	27	17	---		164	10-0	22-0
85	Andrew Diomande, WR	---	---	---	---	---	7	5	---	2	---	---		14	3-0	3-0
90	Cole Downer, TE	*49	30	23	---	---	---	---	21	24	24	16		187	7-1	18-2
75	Marion Dukes, OT	*75	*58	*73	*63	*79	*76	*51	*77	*59	*68	*68		747	11-11	32-22
31	David Dunham, LB	10	14	22	26	23	8	12	3	11	12	1		142	11-0	48-0
83	Nelson Faerber, WR	---	---	---	---	---	5	3	---	2	4	---		14	4-0	4-0
33	Matt Forbush, S	---	---	---	---	ST	---	---	---	ST	ST	ST		0	4-0	4-0
62	Dustin Fry, C	*83	*62	*69	*45	*73	*86	*60	*73	*59	*75	*68		753	11-11	33-12
72	Roman Fry, OL	52	23	17	18	*57	*72	---	*71	*47	*53	*68		478	10-6	34-9
24	Jamaal Fudge, S	*39	*67	*75	*83	*67	*45	*39	*57	*63	*48	*56		639	11-11	48-35
48	Stephen Furr, PK/P	---	---	---	---	---	---	---	---	ST	---	---		0	1-0	17-3
12	C.J. Gaddis, S	*53	*62	*72	*79	*44	31	46	19	35	45	33		519	11-5	22-5
15	Sergio Gilliam, CB	*36	*54	*52	*67	*65	*46	*43	*54	*36	15	14		482	11-9	28-9
88	Kelvin Grant, WR	5	16	25	14	21	---	---	---	---	---	---		81	5-0	26-5
78	Zach Green, OT	---	---	---	---	---	---	---	---	---	---	---		---	0-0	9-0
13	Tyler Grisham, WR	11	13	8	8	7	20	20	3	17	10	---		117	10-0	10-0
7	Cory Groover, DT	7	*44	*45	39	2	11	16	27	*27	*30	*30		278	11-5	22-5
25	Michael Hamlin, S	22	24	31	25	29	*53	*46	*52	*59	*55	*53		449	11-6	11-6
10	Cullen Harper, QB	---	---	---	---	---	---	---	---	5	---	---		5	1-0	1-0
36	Cliff Harrell, FB	8	14	14	10	11	10	22	7	11	9	11		127	11-0	47-8
26	La'Donte Harris, WR	16	18	27	18	30	36	27	20	19	24	13		248	11-0	22-0
8	Tye Hill, CB	*48	*61	*74	*80	*67	*49	*43	*60	*68	*59	*61		670	11-11	48-33
89	Thomas Hunter, TE	*18	2	16	35	32	42	*35	*42	*31	*44	*45		342	11-6	32-6
55	Bobby Hutchinson, C	---	---	---	---	---	3	9	---	10	---	---		22	3-0	3-0
91	Rashaad Jackson, DT	13	21	27	20	36	12	25	*30	29	29	29		271	11-1	11-1
35	Steven Jackson, FB	17	*15	*17	*12	15	*13	7	7	5	5	9		122	11-4	35-6
80	Aaron Kelly, WR	49	*29	35	*34	*40	39	30	39	30	40	33		398	11-3	11-3
34	Adrian Kindred, LB	---	---	---	---	---	---	---	---	3	---	---		3	1-0	1-0
54	Colin Leonard, LS	---	ST	ST	ST	ST	ST	ST	ST	ST	ST	ST		0	10-0	10-0
29	Haydrian Lewis, CB	ST	ST	ST	5	3	16	28	2	38	26	14		132	11-0	11-0
96	Xavier Littleberry, DE	---	---	---	---	---	---	3	---	3	3	---		9	3-0	3-0
23	Paul Macko, RB	---	---	---	---	---	---	5	---	---	---	---		5	1-0	1-0
68	Chris McDuffie, OG	ST	ST	12	12	---	8	31	ST	22	7	ST		92	10-0	20-0
50	Jock McKissic, DT	10	16	14	28	13	17	30	21	50	18	17		234	11-0	11-0
81	Duncan McLaurin, WR	---	---	---	---	---	---	3	---	---	3	---		6	2-0	3-0
94	Phillip Merling, DE	7	19	22	47	19	18	33	24	35	21	15		260	11-0	11-0
37	Reggie Merriweather, RB	22	23	36	37	*41	*30	*37	*34	*26	*31	11		328	11-6	35-12
47	Josh Miller, LB	ST	3	3	ST	ST	6	31	3	20	7	ST		73	11-0	11-0
64	Chip Myrick, OG	25	*39	20	*26	25	23	26	11	*35	*35	*34		299	11-5	38-11
42	Maurice Nelson, LB	8	5	5	6	1	13	32	ST	---	3	ST		73	10-0	21-0
74	Brandon Pilgrim, OG	*25	---	*76	*44	34	13	*41	11	24	17	34		319	10-4	21-4
14	Will Proctor, QB	23	---	---	---	---	2	10	---	*58	---	---		93	4-1	12-1
79	Barry Richardson, OT	*70	*59	*68	*56	*57	*69	*48	*73	*42	*61	*68		671	11-11	22-18
46	Lionel Richardson, LB	4	3	23	24	6	9	15	16	34	6	8		148	11-0	31-4
59	Nic Riddle, LS	ST	ST	ST	ST	ST	ST	ST	ST	---	---	---		0	8-0	9-0
84	Akeem Robinson, TE	ST	ST	1	ST	2	3	5	ST	4	ST	ST		15	11-0	11-0
89	David Schlink, DT	---	---	---	---	---	---	8	---	3	3	---		14	3-0	3-0
97	Dorell Scott, DT	---	---	---	3	11	17	31	15	28	22	29		156	8-0	8-0
45	Brent Smith, FB	---	---	---	---	---	---	---	---	---	---	---		---	0-0	9-0
86	Brian Sorrells, WR	---	---	---	---	---	---	3	---	---	---	---		3	1-0	2-0
2	Chansi Stuckey, WR	*46	*37	*65	*30	*62	*37	*33	*53	*32	*41	*42		478	11-11	27-20
92	Trey Tate, DT	*43	18	*50	*51	*43	*25	*14	*27	*22	*18	*19		330	11-10	41-21
5	Rendrick Taylor, WR	8	7	6	4	---	25	29	11	25	17	15		147	10-0	10-0
58	Taylor Tremel, OG	---	---	---	---	---	---	5	---	6	---	---		11	2-0	2-0
45	Cortney Vincent, DE	ST	5	10	8	---	9	15	1	25	7	2		82	10-0	10-0
19	Chris Wade, WR	---	---	---	ST	---	---	1	---	---	---	---		1	2-0	2-0
17	Roy Walker, S	ST	ST	ST	ST	ST	ST	10	ST	ST	3	ST		13	11-0	11-0
40	Anthony Waters, LB	*35	*50	*54	*65	*58	*52	---	*54	*59	*63	*63		553	10-10	34-21
32	Nick Watkins, LB	*43	*53	*56	*64	*46	*50	*47	*59	*46	*49	*64		577	11-11	22-11
6	Charlie Whitehurst, QB	*57	*62	*86	*63	*82	*75	*59	*77	---	*75	*68		704	10-10	43-39
98	Kwam Williams, DE	5	5	6	17	7	6	17	3	---	3	---		69	9-0	12-0
81	Bobby Williamson, TE	*57	33	*48	44	*47	*53	*37	*37	*30	*42	*40		468	11-9	46-21



Game 1



Texas A&M

24



Clemson

25

September 3, 2005 • Memorial Stadium • Clemson, SC

Jad Dean set a school record with six field goals, including the game-winner with two seconds left, to give the Tigers a dramatic 25-24 win over #17 Texas A&M in the season opener for both teams at Memorial Stadium. It was Clemson's first win over a ranked team on opening day since 1959. The victory was also the fourth over a top-20 team for the Tigers in their last 16 games.

The Aggies took the opening kickoff and marched down the field to the Clemson 13-yard line before a holding call wiped out what would have been a touchdown run by Courtney Lewis. Instead, Texas A&M settled for a 35-yard field goal off the foot of Todd Pegram.

The Tigers' first scoring drive of the year covered 61 yards on eight plays, and ended with a 21-yard field goal by Dean. Clemson forced a three-and-out on the Aggies' next possession, and after a Justin Brantly 40-yard punt, Stuckey fielded the ball and raced down the left sideline and into the endzone for a 47-yard return for a touchdown. Stuckey had only 30 career punt return yards in his career coming into the game. It was the second consecutive year Clemson had returned a punt for a touchdown in the season opener.

Texas A&M quickly answered with an eight-play, 86 yard drive that ended with a three-yard touchdown run by Lewis. The two key plays of the drive were a 34-yard run by Lewis and a 35-yard run by Chris Alexander. All 86 yards of the drive were gained on the ground.

Whitehurst was 3-3 for 58 yards on Clemson's next drive, but the Tigers again failed to score in the red zone. Dean came on for his second field-goal attempt of the night and was good again from 21 yards out.

The Aggies again moved quickly into Clemson territory, but quarterback Reggie McNeal was intercepted by Sergio Gilliam. He returned his first career interception 37 yards to the Aggie 43-yard line.

Whitehurst was perfect on the ensuing drive, this time going 4-4 for 30 yards, setting up Dean's third field goal of the night. His 25-yard kick with three seconds remaining in the half gave Clemson a 16-10 lead.

Each team punted on their first possessions of the second half, and Clemson took over at its own three with 10:46 left in the third quarter.

The Tigers moved 96 yards in 14 plays, draining 7:46 off the clock, but the drive ended at the Texas A&M one-yard line, and Dean made his fourth field goal of the night, this time from 18 yards out.

The Aggies wasted no time in cutting into the Clemson lead, as Lewis scored his second touch-

down of the night on the final play of the third quarter. His one-yard run completed an eight-play, 51-yard drive.

On the ensuing possession, Whitehurst was injured and Tiger backup Will Proctor was forced into action. Proctor's first pass completion of his career went to Stuckey for 15 yards and a first down. True-freshman running back James Davis had a 21-yard run on the drive, and Dean tied the school record with his fifth field goal of the game, this time from 44 yards.

McNeal carried for 49 yards on the first play of Texas A&M's next drive, and two plays later he found Chad Schroeder in the endzone for a 31-yard touchdown pass. The score gave the Aggies a 24-22 lead, their first since the opening quarter.

Clemson moved into Aggie territory on its next drive, but could get no closer than the 38-yard line and was forced to punt. The Tiger defense then held Texas A&M to only its second three-and-out of the night, and after Brantly's 44-yard punt, Clemson took over at its own 42 with 3:40 left.

The Tigers gave the ball to Davis on eight consecutive plays and moved the ball to the Aggie 25 before a timeout stopped play with six seconds to go. Dean came on for his sixth attempt of the night, but not before Texas A&M called its final timeout to try and ice the junior placekicker.

Holder Cole Chason did a tremendous job of getting the ball placed on a subpar snap, and Dean drilled the 42-yard attempt, giving Clemson the win. It was the latest a Tiger had made a game-winning kick since David Treadwell. He made a kick with two seconds to go against Georgia in 1987, giving Clemson a 21-20 win. Dean's perfect day helped him garner ACC Specialist-of-the-Week honors.

Davis had 101 yards rushing, and became the first, first-year freshman to gain 100 rushing yards in his first game since 1945. He earned ACC Rookie-of-the-Week honors for his efforts. Whitehurst had a pass efficiency rating of 155.5, his highest since 2003. The Tigers also held the ball for 37:58 of the game, the highest time of possession total during Tommy Bowden's tenure as head coach at Clemson, and gained 396 yards of total offense.

McNeal had his second 100-yard rushing game against Clemson in as many years, this time rushing for exactly 100 yards on nine carries.

Defensively, Clemson was led by Jamaal Fudge and Nick Watkins, who had six tackles apiece. Gilliam, Donnell Clark, and Phillip Merling all registered tackles for loss for the Tigers. Linebacker Archie McDaniel paced with Aggies with 10 stops on the night.

Game Stats

Texas A&M	3	7	7	7	24
Clemson	0	16	3	6	25

TAM	Pegram 35 FG, 1st, 11:40, 12-63
CU	Dean 21 FG, 2nd, 14:58, 8-61
CU	Stuckey 47 punt return (Dean kick), 2nd, 12:44
TAM	Lewis 3 run (Pegram kick), 2nd, 9:44, 8-86
CU	Dean 21 FG, 2nd, 4:58, 11-75
CU	Dean 25 FG, 2nd, 0:03, 9-35
CU	Dean 18 FG, 3rd, 3:00, 14-96
TAM	Lewis 1 run (Pegram kick), 3rd, 0:00, 8-51
CU	Dean 44 FG, 4th, 10:37, 11-53
TAM	Schroeder 31 pass from McNeal (Pegram kick), 4th, 9:22, 3-80
CU	Dean 42 FG, 4th, 0:02, 9-33
Attendance - 79,917	

Team Statistics	TAM	CU
First Downs	15	24
Rushing	33-248	51-183
Passing	8-17-1	16-24-0
Passing Yards	110	213
Total Offense	50-358	75-396
Yards/Play	7.2	5.3
Return Yards	0	90
Fumbles-Lost	2-1	0-0
Turnovers	2	0
Penalties	9-70	5-35
Interceptions	0-0	1-37
Punt Returns	0-0	2-53
Kickoff Returns	5-102	3-63
Punting	3-40.0	3-25.3
Third-Down Conversions	2-7	7-16
Sacks By Defense	1-5	0-0
Time of Possession	22:02	37:58

Rushing (Rush-Yards-TD)

TAM	McNeal 9-100, Lewis 17-78-2, Alexander 3-43, Carter 4-27
CU	Davis 19-101, Merriweather 9-22, Coleman 10-21, Browning 7-20, Proctor 3-18, Stuckey 1-3, Whitehurst 2-(-2)

Passing (Cm-Att-Yards-I-TD)

TAM	McNeal 9-16-110-1-1, Carter 0-1-0-0-0
CU	Whitehurst 14-19-185-0-0, Proctor 2-4-28-0-0, TEAM 0-1-0-0-0

Receiving (Rec-Yards-TD)

TAM	Carter 3-21, Lewis 2-28, Schroeder 1-31-1, Mobley 1-29, E. Taylor 1-1
CU	Kelly 4-48, Stuckey 3-50, Baham 3-49, Downer 3-24, Browning 1-33, Davis 1-6, Coleman 1-3

Interceptions (Int-Yards)

CU	Gilliam 1-37
----	--------------

Punt Returns (PR-Yards-TD)

CU	Stuckey 2-53-1
----	----------------

Kickoff Returns (KOR-Yards)

TAM	Carter 4-95, TEAM 1-7
CU	Coleman 3-63

Tackles

CU	Fudge 6, Watkins 6, Billie 5, Waters 5, Adams 3, C. Bennett 3, Clemons 3, Hill 3, R. Jackson 3
----	--

Tackles for Loss

CU	Gilliam 1-4, Merling 1-4, Clark 1-2
----	-------------------------------------





Game 2



Clemson

28



Maryland

24

September 10, 2005 • Byrd Stadium • College Park, MD

Clemson, ranked #25 by AP, scored 14 points in the final 7:35 of the game to earn a come-from-behind 28-24 win at Maryland. Charlie Whitehurst completed 18 of 22 passes for 178 yards and two touchdowns in leading Clemson to its second straight fourth quarter win. It was only the fourth home loss for the Terrapins under Ralph Friedgen, who became Maryland's head coach in 2001.

The Tigers opened the game with the longest drive in terms of time of possession in school history, capped by a Reggie Merriweather one-yard touchdown run on fourth down. The drive covered 75 yards in 17 plays and lasted 9:47.

Maryland answered with a scoring drive of its own with the aid of a 44-yard pass from Sam Hollenbach to tight end Vernon Davis. The Tiger defense was able to hold the Terrapins out of the endzone, and a 21-yard field goal by Dan Ennis put Maryland on the board.

A snap over the head of punter Cole Chason on Clemson's next drive enabled the Terrapins to start their next possession on the Tiger two-yard line. Clemson kept Maryland out of the endzone for three consecutive plays, but Hollenbach dove over on a quarterback sneak from the one-yard line on fourth down to give the Terrapins their first lead of the day.

Clemson was forced to punt on its next drive, and Maryland looked poised to score again after Hollenbach hit Danny Melendez for a 41-yard gain. However, Tiger linebacker Tramaine Billie forced a fumble on second down and Charles Bennett recovered the ball at the Clemson 15-yard line. Neither offense threatened for the remainder of the half, and the two teams entered halftime with Maryland leading 10-7.

Tye Hill recorded his first interception since 2003 when he picked off Hollenbach three minutes into the second half. Clemson quickly moved down the field with the aid of two Terrapin personal-foul penalties, and Whitehurst found a wide-open Curtis Baham in the endzone on second-and-goal from the six-yard line to give the Tigers the lead.

The Terrapins came storming back, as Hollenbach hit Davis for a 30-yard completion to move the ball into Clemson territory. Three plays later, Hollenbach again went to Davis, this time for 29 yards and a touchdown, as Maryland regained the lead 17-14.

Clemson gained a first down on its next possession before it was forced to punt, and the Terrapin offense again went to work. Hollenbach was 5-for-5 on the ensuing drive, and it ended with his three-yard touchdown pass to tight end Joey Haynos, giving Maryland a 10-point lead.

The Tigers were able to move the ball into Maryland territory to open the final period before having to punt again. The Clemson defense forced the Terrapins to punt on their next possession, and after punter Adam Podlesh unloaded on a 59-yard boot, the Tigers took over on their own 14-yard line.

Whitehurst hit Stuckey for six yards on first down, and a personal-foul penalty and 14-yard run by Merriweather moved the ball to midfield. After two incompletions, Whitehurst lofted a pass to Baham over the top of the secondary for the duo's second touchdown connection of the game. The 51-yard scoring play cut the Terrapin lead to 24-21.

An eight-yard run by Mario Merrills opened the next drive for Maryland, but the Clemson defense stood tough, stopping the Terrapins for no gain on each of the next two plays. Podlesh was forced to punt again, and Chansi Stuckey returned the kick 13 yards to the Tiger 39-yard line.

Freshman James Davis had a 17-yard run to move the ball into Maryland territory. A Merriweather eight-yard run and four-yard reception set up the play of the game. Facing third-and-seven at the Terrapin 38, Clemson called a running play to Merriweather, who bounced outside and went untouched down the sideline for a 38-yard touchdown run, which proved to be the winning score. The junior gained 75 yards on 10 carries and scored twice.

The Terrapins had one final chance and moved the ball as far as the Tiger 40. A holding call moved the ball back to midfield, and on second down, Gaines Adams recorded another sack. A screen pass on third down was stopped for a one-yard loss by Rashaad Jackson, and Hollenbach's fourth-down pass was incomplete, as the Tigers were able to celebrate their first win at Maryland since 1999.

With the win, Clemson improved to 6-1 in ACC openers under Head Coach Tommy Bowden. It was also the fifth time in the past 13 games that the Tigers overcame a fourth-quarter deficit to earn a win.

Anthony Waters had a huge afternoon for the Tiger defense, totaling 14 tackles, including 4.5 tackles for loss. Adams had eight tackles, including his 2.5 sacks to earn ACC Defensive Lineman-of-the-Week honors. Watkins also garnered ACC Specialist-of-the-Week honors thanks to his six special team tackles. The Tiger defense had 12 tackles for loss on the day, and yielded only 56 yards on the ground.

Whitehurst finished the day with an 81.8-percent completion mark and a pass efficiency rating of 179.8. Davis ran for 82 yards on 20 attempts to compliment the 75-yard day for Merriweather. Baham made the most of his opportunities in the game, as both of his receptions went for touchdowns.

Game Stats

Clemson	7	0	7	14	28
Maryland	3	7	14	0	24

CU Merriweather 1 run (Dean kick), 1st, 5:13, 17-75
 UMD Ennis 21 FG, 1st, 0:20, 12-65
 UMD Hollenbach 1 run (Ennis kick), 2nd, 11:05, 4-2
 CU Baham 6 pass from Whitehurst (Dean kick), 3rd, 9:14, 7-63
 UMD Davis 29 pass from Hollenbach (Ennis kick), 3rd, 6:34, 6-80
 UMD Haynos 3 pass from Hollenbach (Ennis kick), 3rd, 0:43, 9-63
 CU Baham 51 pass from Whitehurst (Dean kick), 4th, 7:35, 5-86
 CU Merriweather 38 run (Dean kick), 4th, 2:58, 6-61
 Attendance - 50,637

Team Statistics	CU	UMD
First Downs	19	19
Rushing	40-114	38-56
Passing	18-22-0	18-28-1
Passing Yards	178	288
Total Offense	62-292	66-344
Yards/Play	4.7	5.2
Return Yards	29	8
Fumbles-Lost	3-0	2-1
Turnovers	0	2
Penalties	4-37	8-98
Interceptions	1-4	0-0
Punt Returns	2-25	4-8
Kickoff Returns	5-82	4-111
Punting	4-36.5	3-47.3
Third-Down Conversions	5-14	4-13
Sacks By Defense	3-18	1-5
Time of Possession	29:34	30:26

Rushing (Rush-Yards-TD)
 CU Davis 20-82, Merriweather 10-75-2, Whitehurst 5-1, Stuckey 1-(-1), TEAM 4-(-43)
 UMD Ball 8-34, Lattimore 7-26, Merrills 15-21, Hollenbach 8-(-25)-1

Passing (Cm-Att-Yards-I-TD)
 CU Whitehurst 18-22-178-0-2
 UMD Hollenbach 18-28-288-1-2

Receiving (Rec-Yards-TD)
 CU Kelly 4-26, Davis 3-24, Baham 2-57-2, Williamson 2-23, K. Grant 2-19, Stuckey 2-15, Taylor 2-10, Merriweather 1-4
 UMD Davis 6-140-1, Melendez 5-74, Weatherly 2-28, Lattimore 2-4, Gronkowski 1-25, Walker 1-14, Haynos 1-3-1

Interceptions (Int-Yards)
 CU Hill 1-4

Punt Returns (PR-Yards)
 CU Stuckey 2-25
 UMD Walker 4-8

Kickoff Returns (KOR-Yards)
 CU Coleman 3-55, Gaddis 2-27
 UMD Walker 3-80, Davis 1-31

Tackles
 CU Waters 14, Watkins 13, Gaddis 11, Billie 10, Adams 8

Sacks
 CU Adams 2.5-17, Waters 0.5-1

Tackles for Loss
 CU Waters 4.5-7, Adams 2.5-17, Billie 2-12, Gilliam 1-3, Groover 1-1, R. Jackson 1-1



Game 3



Miami (FL)

36

Clemson

30

(3 OT)

September 17, 2005 • Memorial Stadium • Clemson, SC

For the second consecutive year, Clemson and Miami (FL) battled to a tie after 60 minutes and settled the contest in overtime. This time, the #13 Hurricanes emerged as the survivor against the #20 Tigers in three overtime periods and won the game 36-30. It was the longest game in Clemson history.

Each team struggled in the opening quarter offensively, and the first points of the day were not recorded until Miami's John Peattie connected on a 37-yard field goal with 0:26 left in the first quarter.

Clemson answered the score with a touchdown of its own. On a first-down play from its own 27-yard line, Charlie Whitehurst kept the ball on a career-long 65-yard run. It was his longest rush by 39 yards. On the following play, Whitehurst hit tight end Cole Downer over the middle for eight yards and a touchdown, Downer's first score as a Tiger.

The Tiger defense forced consecutive three-and-outs surrounding a punt of its own, and Clemson began its next scoring drive at its own 20. Whitehurst found Curtis Baham for 38 yards on a third-down play, and the drive culminated in Jad Dean's 34-yard field goal to give Clemson a 10-3 lead.

The Hurricanes answered on their next drive with the help of a 36-yard run by Devin Hester. Peattie again connected on a 37-yarder, and the two teams went into halftime with Clemson ahead 10-6.

After an exchange of punts in the second half, Miami went on a nine-play, 47-yard drive, with Kyle Wright finding Quadtrine Hill for an eight-yard score.

The Tigers moved the ball into Hurricane territory on their next drive, but Dean missed a 50-yard field-goal attempt. It was his first miss in Death Valley after he had made his first 15 attempts.

Miami moved the ball effectively again on its next drive, and on the final play of the third quarter, Wright hit Sinorice Moss for a 40-yard pass play down the Clemson six-yard line. Two plays later, Tyrone Moss found the endzone on a one-yard touchdown run, and the Hurricanes had their biggest lead of the day 20-10.

Two Whitehurst completions and two Hurricane penalties helped Clemson move to midfield, but a holding penalty of their own forced the Tigers to punt.

The Hurricanes picked up two first downs before the Tiger defense made an important stop with just over seven minutes to play.

After an incompletion on first down, Whitehurst then hit five consecutive passes to four different receivers, highlighted by a leaping catch on the sideline by Aaron Kelly and a 24-yard completion to Baham. Whitehurst dove over for a touchdown from the one with just under three minutes to play to cut the Hurricane lead to 20-17.

With one timeout remaining, the Tigers kicked the ball off deep rather than trying an onside kick. Tyrone Moss gained four yards on the first two plays, setting up the biggest third down of the game. Tiger defensive end Charles Bennett busted through the Hurricane line and sacked Wright.

After Miami's punt, Clemson took over at its own 44 with 1:20 to play. Whitehurst hit three passes in four attempts to move the Tigers to the Hurricane 10. The big play was a 21-yard completion to Stuckey. On third down, Whitehurst barely missed a wide-open Stuckey in the endzone. He was pressured on the play when Miami rushed nine players. Clemson settled for a 27-yard field goal from Dean, which sent the game into overtime.

In the first overtime, Wright found Ryan Moore for a 20-yard completion on a crucial third-down conversion. Two plays later, Tyrone Moss scored again to give Miami a 27-20 lead.

Needing a touchdown to extend the game, Clemson moved the ball to the Hurricane five before facing a fourth-and-two. Whitehurst dropped back, avoided pressure and rolled left before tossing a pass to Baham in the endzone. The senior receiver made a fingertip catch to force the game into a second overtime after Dean's extra point. The touchdown pass was the 42nd of Whitehurst's career, breaking Woodrow Dantzler's mark of 41.

Clemson got the ball first in the second overtime, and could not pick up a first down. Dean was called upon again, and was good on a 39-yard attempt to give the Tigers the lead again 30-27.

Wright hit Moore again for a first down on Miami's possession, and the Hurricanes moved the ball to the Tiger two before the Clemson defense held. Peattie's third field goal of the day, this time from 19 yards, sent the game into a third overtime.

On the second play of Miami's possession, Moss scored on a 25-yard touchdown run. NCAA rules mandate that teams go for the two-point conversion after two overtimes, but the Hurricanes were unsuccessful on their attempt.

Whitehurst and the Tigers finally were unable to match the Hurricanes, as freshman Kenny Phillips intercepted Whitehurst on second down to end the game. It was the first turnover by Clemson in 2005.

Whitehurst completed 31 of 55 passes for 288 yards and two scores, and his favorite target was Stuckey, who caught seven passes for 71 yards. Anthony Waters had 11 tackles to lead the Clemson defense. The Tiger defense had 10 tackles for loss, including five sacks. The Hurricanes were aided by a 159-yard advantage in starting field position, as both teams had 12 possessions in regulation.

Game Stats

Miami	3	3	7	7	16	36
Clemson	0	10	0	10	10	30

MIA	Peattie 37 FG, 1st, 0:26, 12-47
CU	Downer 8 pass from Whitehurst (Dean kick), 2nd, 14:20, 5-84
CU	Dean 34 FG, 2nd, 4:41, 11-63
MIA	Peattie 37 FG, 2nd, 2:32, 7-50
MIA	Hill 8 pass from Wright (Peattie kick), 3rd, 4:25, 9-47
MIA	T. Moss 1 run (Peattie kick), 4th, 14:20, 7-66
CU	Whitehurst 1 run (Dean kick), 4th, 2:58, 9-81
CU	Dean 27 FG, 4th, 0:15, 8-46
MIA	T. Moss 6 run (Peattie kick), OT ¹ , 5-25
CU	Baham 5 pass from Whitehurst (Dean kick), OT ¹ , 6-25
CU	Dean 39 FG, OT ² , 4-3
MIA	Peattie 19 FG, OT ² , 6-23
MIA	T. Moss 25 run (Wright pass failed), OT ³ , 2-25
Attendance - 79,135	

Team Statistics	MIA	CU
First Downs	18	24
Rushing	52-195	22-90
Passing	16-26-0	31-55-1
Passing Yards	152	288
Total Offense	78-347	77-378
Yards/Play	4.4	4.9
Return Yards	35	8
Fumbles-Lost	2-1	1-0
Turnovers	1	1
Penalties	14-117	2-15
Interceptions	1-4	0-0
Punt Returns	3-31	3-8
Kickoff Returns	3-87	2-25
Punting	7-42.9	7-31.6
Third-Down Conversions	6-16	3-17
Sacks By Defense	1-12	5-40
Time of Possession	31:43	28:17

Rushing (Rush-Yards-TD)

MIA	T. Moss 31-139-3, Hester 1-36, C. Jones 6-29, Thomas 3-20, Hill 1-3, Freeman 1-2, S. Moss 2-1, TEAM 1-(-2), Wright 6-(-33)
CU	Whitehurst 5-58-1, Harrell 1-16, Davis 12-12, Merriweather 3-8, TEAM 1-(-4)

Passing (Cm-Att-Yards-I-TD)

MIA	Wright 16-26-152-0-1
CU	Whitehurst 31-55-288-1-2

Receiving (Rec-Yards-TD)

MIA	Moore 4-54, Hill 4-30-1, S. Moss 3-47, Jenkins 2-20, Olsen 2-9, Leggett 1-(-8)
CU	Stuckey 7-71, Baham 5-87-1, Kelly 4-40, K. Grant 3-21, Davis 3-17, Grisham 3-15, Downer 2-14-1, S. Jackson 1-15, Merriweather 1-9, Hunter 1-3, Taylor 1-(-4)

Interceptions (Int-Yards)

MIA	K. Phillips 1-4
-----	-----------------

Punt Returns (PR-Yards)

MIA	Jenkins 1-15, Hester 1-8, W. Williams 1-8
CU	Stuckey 3-8

Kickoff Returns (KOR-Yards)

MIA	Jenkins 2-54, Hester 1-33
CU	Coleman 2-25

Tackles

CU	Waters 11, Gaddis 10, Gilliam 9, C. Bennett 8, Fudge 8
----	--

Sacks

CU	C. Bennett 1-9, Clark 1-8, L. Richardson 1-8, Waters 1-8, Groover 1-7
----	---

Tackles for Loss

CU	Groover 2-8, C. Bennett 1-9, Clark 1-8, Gilliam 1-8, L. Richardson 1-8, Waters 1-8, Billie 1-1, Hill 1-1, Tate 1-1
----	--





Game 4



Boston College 16



Clemson 13

(1 OT)

September 24, 2005 • Memorial Stadium • Clemson, SC

Making its first trip to Death Valley since 1982 and playing its first road game as a member of the ACC, #25 Boston College outlasted Clemson in overtime 16-13. After winning its first five overtime games since the NCAA adopted the rule in 1996, the Tigers lost in extra time for the second straight week.

After the Tigers were forced to punt to open the game, the Eagles moved the ball 33 yards in seven plays to set up the first points of the day. Ryan Ohliger connected on a 33-yard field goal to give Boston College an early lead.

The Eagle defense again forced Clemson into a three-and-out, and quarterback Matt Ryan completed four straight passes to move the ball to the Tiger seven. However, Ryan's fifth pass of the drive was intercepted in the endzone by Jamaal Fudge.

The Tigers could only move three yards in three plays and punted again, and Boston College started its third drive of the day from its own 36.

This time, Ryan completed six straight passes, and Andre Callender had an 18-yard run down to the one-yard line. Ryan dove over on a quarterback sneak to cap an 11-play, 64-yard scoring drive.

Clemson quickly answered with a scoring drive of its own. James Davis ran for 39 yards on three carries, and Charlie Whitehurst completed two passes to tight end Thomas Hunter. A third-down sack prevented the Tigers from scoring a touchdown, but Jad Dean made a 36-yard field goal for Clemson's first points of the day.

A holding call helped move the Boston College offense backwards on its next drive, and Clemson took over at its own 36 after a punt.

Reggie Merriweather then got in on the action by carrying four times for 37 yards on a drive that was capped by a one-yard sneak by Whitehurst. The extra point by Dean tied the score 10-10. Clemson had 75 yards rushing in the second quarter against an Eagle defense that was ranked third in the nation against the run entering the game.

A roughing-the-punter penalty on Clemson allowed Boston College to continue its opening drive of the second half, but a third-down, false-start penalty helped bring the drive to an end.

The Tigers got a 13-yard run from Merriweather on its first snap of the second half, but could not pick up another first down and were forced to punt.

The Eagles looked poised to take the lead on the following possession after Ryan hit Chris Miller over the middle for 14 yards down to the Clemson 31-yard line. However, Boston College could get no closer, as a tackle for loss by Tiger defensive tackle Rashaad Jackson was followed by two incomplete passes, and the Eagles punted.

On the first play of Clemson's next drive, Whitehurst found a wide open Curtis Baham down the sideline for 37 yards. The Tigers could not take advantage of the scoring opportunity, as Whitehurst was sacked on third down, forcing another punt.

Cole Chason's punt was fair caught at the Eagle nine, but Boston College quickly escaped the shadows of its own endzone and moved the ball out to midfield before being forced to punt again.

Johnny Ayers kick of 45 yards was fair caught at the Tiger seven-yard line. Whitehurst hit Aaron Kelly for 16 yards and then found La'Donte Harris for 15 yards. The Tigers could not gain another first down, and Chason was forced to punt again.

Boston College picked up two first downs before Ayers came on to punt again, and his booming 53-yard punt was returned 15 yards by Stuckey.

Clemson punted after three plays, and the Eagles moved the ball into Clemson territory with less than three minutes remaining on the clock.

Ryan completed three passes, and Callender ran four times for 19 yards to set up a 48-yard field goal attempt by Ohliger. His kick with 1:14 remaining missed short and to the right, and the Tigers had one last chance to win in regulation.

Clemson could not pick up a first down and punted the ball back to Boston College with 0:22 to play. Ryan hit Miller for a 29-yard completion into Clemson territory, but Tye Hill intercepted Ryan two plays later to send the game into overtime.

Just as they were the last time the two met in Death Valley in 1982, Clemson and Boston College were tied after 60 minutes of play.

The Tigers went on offense first in overtime, and Whitehurst hit Kelly for a first down. But Clemson could not get closer than the Eagle six-yard line. Dean booted a 24-yard field goal to the Tigers their first lead of the day by a score of 13-10.

On Boston College's drive, Ryan hit Larry Lester for 10 yards on third down. Callender, who totaled 116 yards on 22 carries, followed with a 10-yard run down to the one-yard line, and two plays later, Brian Toal scored from one-yard out to give the Eagles the win 16-13.

The Eagles ran 90 plays to the Tigers' 57 and outgained Clemson 385-251. Boston College also won the time-of-possession battle (35:42 to 24:18) and converted 10 of 20 third downs, while the Tigers were 0-11 on third downs. It was the first time in recorded history (since 1978) that Clemson went an entire game without a converted third down.

Anthony Waters led the defense with 14 tackles, while Tramaine Billie added 13 stops. Jackson also had two of the team's four tackles for loss.

Game Stats

Boston College	3	7	0	0	6	16
Clemson	0	10	0	0	3	13

BOC Ohliger 33 FG, 1st, 9:12, 8-33
 BOC Ryan 1 run (Ohliger kick), 2nd, 10:35, 11-64
 CU Dean 36 FG, 2nd, 6:51, 10-61
 CU Whitehurst 1 run (Dean kick), 2nd, 1:38, 9-64
 CU Dean 24 FG, OT¹, 6-17
 BOC Toal 1 run, OT¹, 6-25
 Attendance - 77,684

Team Statistics	BOC	CU
First Downs	25	13
Rushing	46-164	29-102
Passing	24-44-2	19-28-0
Passing Yards	221	149
Total Offense	90-385	57-251
Yards/Play	4.3	4.4
Return Yards	30	24
Fumbles-Lost	0-0	0-0
Turnovers	2	0
Penalties	11-76	2-31
Interceptions	0-0	2-7
Punt Returns	3-30	2-17
Kickoff Returns	2-42	1-20
Punting	6-42.0	9-38.3
Third-Down Conversions	10-20	0-11
Sacks By Defense	3-21	1-1
Time of Possession	35:42	24:18

Rushing (Rush-Yards-TD)

BOC Callender 22-116, Whitworth 11-36, Ryan 8-12-1, Toal 4-2-1, TEAM 1-(-)-2
 CU Merriweather 15-75, Davis 8-44, Browning 1-2, Whitehurst 5-(-)-19-1

Passing (Cm-Att-Yards-I-TD)

BOC Ryan 24-42-221-2-0, El Nokali 0-1-0-0-0, TEAM 0-1-0-0-0
 CU Whitehurst 19-28-149-0-0

Receiving (Rec-Yards-TD)

BOC Blackmon 5-43, Callender 4-34, Miller 3-53, Robinson 2-21, Lester 2-19, Sele 2-19, Palmer 2-15, Whitworth 2-2, Gonzalez 1-9, Challenger 1-6
 CU Kelly 5-38, Hunter 3-20, Merriweather 2-13, K. Grant 2-8, Stuckey 2-7, Baham 1-37, Harris 1-15, Harrell 1-5, S. Jackson 1-5, Davis 1-1

Interceptions (Int-Yards)

CU Hill 1-7, Fudge 1-0

Punt Returns (PR-Yards)

BOC Blackmon 2-15, Tribble 1-15
 CU Stuckey 2-17

Kickoff Returns (KOR-Yards)

BOC Blackmon 2-42
 CU Coleman 1-20

Tackles

CU Waters 14, Billie 13, Gaddis 11, Fudge 8, Hill 7, Watkins 7

Sacks

CU McKissic 1-1

Tackles for Loss

CU R. Jackson 2-5, McKissic 1-1, Waters 1-1





Game 5



Clemson

27



Wake Forest

31

October 1, 2005 • Groves Stadium • Winston-Salem, NC

Wake Forest scored 10 fourth-quarter points, including a touchdown with 33 seconds remaining, to defeat Clemson 31-27. Following the Demon Deacon touchdown, the Tigers moved the ball 77 yards in four plays, but wide receiver Curtis Baham was stopped at the three-yard line as time expired.

After three Reggie Merriweather runs gained 19 yards to start the game, Charlie Whitehurst's first pass attempt was deflected into the air, and Jon Abbate intercepted the ball. The Demon Deacons needed only six plays to move 37 yards, and Cory Randolph capped the drive with a four-yard touchdown run.

The Tigers answered on their next possession with a 15-play, 80-yard drive that culminated with a one-yard touchdown run by James Davis, his first score as a Tiger. The drive took 7:15 off the clock.

It took the Demon Deacons only three plays to regain the lead. On a third down from the Wake Forest 26, Randolph dropped back and found Kenneth Moore wide open along the Demon Deacon sideline, and he raced untouched into the endzone.

Abbate again picked off a Whitehurst pass that was deflected into the air on the first play of the ensuing drive, giving the Demon Deacons the ball deep in Tiger territory. However, the Tiger defense did not allow a first down, and Sam Swank missed wide right on a 40-yard field goal attempt.

Clemson was able to move the ball into Wake Forest territory to begin the second quarter, but an intentional grounding call helped bring the drive to a halt. Cole Chason's punt was blocked and Wake Forest began a drive in Clemson territory for the third time in the first half.

On a third-and-15 play, Randolph rolled left and found Nate Morton all alone behind the Tiger secondary for a 34-yard touchdown and a 21-7 lead.

The next Clemson drive ended with a punt, and the Demon Deacons moved the ball into Tiger territory before the defense made a play that shifted the momentum. Gaines Adams busted through the line and forced a fumble by Randolph that was recovered by Tramaine Billie.

Whitehurst hit Kelvin Grant for a 21-yard gain to put Clemson in scoring position, and Merriweather then scored on a 14-yard run. After a three-and-out by the Wake Forest offense, the Tigers went on the offensive again.

Another big pass play helped move the Tigers deep into Deacon territory, as Whitehurst hit Baham over the middle for 37 yards. On third down from the Wake Forest 11, Davis ran left and dove over the pylon in the endzone for a touchdown. The teams went into halftime with the score tied 21-21.

Clemson opened the second half much like the way it ended the first. Wake Forest received the second-half kickoff, but lost nine yards in three plays.

The Tigers followed with a 10-play, 45-yard drive, but could not get closer than the Demon Deacon two-yard line. Jad Dean hit a 21-yard field goal to give Clemson its first lead of the day.

Clemson again forced a three-and-out and began its next drive at its own 29. Whitehurst hit Baham for 18 yards over the middle and into Wake Forest territory, and Davis had two runs that produced a first down. A holding call made the drive stall, but Dean continued his hot kicking with a 47-yarder to give the Tigers a six-point lead.

Wake Forest followed with its longest drive of the day, as the Demon Deacons marched 64 yards in 17 plays. Swank's 33-yard field goal ended a 7:41 drive and cut the Clemson lead in half.

Clemson was forced to punt on its next drive, and Chason hit a 34-yarder that rolled dead at the Wake Forest nine.

After a pass interference penalty on a third-and-long gave the Demon Deacons a first down, Anthony Waters tipped a Randolph pass that was picked off by Nick Watkins, his first interception as a Tiger.

The Tigers could not pick up a first down, and a fake-field goal attempt was stopped by Wake Forest, shifting the momentum to the Demon Deacons.

With under three minutes left, Wake Forest began a six-play drive that ended with a six-yard touchdown pass from Randolph to Kevin Marion.

Clemson got the ball back at its 20-yard line with 33 seconds left. Whitehurst hit Chansi Stuckey for 30 yards on first down, with Stuckey making a spectacular one-handed grab. Two passes to Davis gained 20 yards, and with eight seconds left, Whitehurst found Baham over the middle, but the Tiger receiver was tackled by four Wake Forest defenders at the three-yard line just as time expired. It was the third consecutive loss for the Tigers that was not decided until the final play of the game.

Clemson outgained Wake Forest 454-355 and outrushed the Demon Deacons 150-133 despite them leading the ACC in rushing entering the game.

Whitehurst connected on 28 of 42 passes for 304 yards, his first 300-yard passing game since 2003. Merriweather led the Tigers in rushing with 92 yards on 17 carries. Stuckey caught seven passes for 74 yards, and Baham's three receptions were good for 82 yards.

Tye Hill made 11 tackles, including three tackles for loss and a sack, and Waters registered another double-digit tackle game with 10 stops.

Game Stats

Clemson	7	14	6	0	27
Wake Forest	14	7	0	10	31

WFO C. Randolph 4 run (Swank kick), 1st, 11:09, 6-37
 CU Davis 1 run (Dean kick), 1st, 3:54, 15-80
 WFO Moore 74 pass from C. Randolph (Swank kick), 1st, 2:44, 3-80
 WFO Morton 34 pass from C. Randolph (Swank kick), 2nd, 12:18, 3-29
 CU Merriweather 14 run (Dean kick), 2nd, 4:26, 9-64
 CU Davis 11 run (Dean kick), 2nd, 0:59, 9-64
 CU Dean 21 FG, 3rd, 10:07, 10-45
 CU Dean 47 FG, 3rd, 3:41, 10-41
 WFO Swank 33 FG, 4th, 11:00, 17-64
 WFO Marion 6 pass from C. Randolph (Swank kick), 4th, 0:33, 8-66
 Attendance - 32,153

Team Statistics	CU	WFO
First Downs	28	17
Rushing	38-150	41-133
Passing	28-42-2	20-25-1
Passing Yards	304	222
Total Offense	80-454	66-355
Yards/Play	5.7	5.4
Return Yards	13	39
Fumbles-Lost	2-0	1-1
Turnovers	2	2
Penalties	4-28	6-42
Interceptions	1-3	2-26
Punt Returns	2-10	1-13
Kickoff Returns	3-88	0-0
Punting	3-23.0	4-52.0
Third-Down Conversions	7-13	8-16
Sacks By Defense	3-15	1-15
Time of Possession	30:07	29:53

Rushing (Rush-Yards-TD)

CU Merriweather 17-92-1, Davis 13-51-2, Stuckey 3-16, Whitehurst 4-(-2), Dean 1-(-7)
 WFO Barclay 22-105, C. Randolph 12-10-1, M. Andrews 3-6, Belton 2-6, Moore 2-6

Passing (Cm-Att-Yards-I-TD)

CU Whitehurst 28-42-304-2-0
 WFO C. Randolph 20-25-222-1-3

Receiving (Rec-Yards-TD)

CU Stuckey 7-74, Davis 5-25, Baham 3-82, K. Grant 3-36, Williamson 3-31, Kelly 2-13, Hunter 1-14, Grisham 1-10, S. Jackson 1-7, Merriweather 1-7, Harris 1-5
 WFO Tereshinski 5-24, Moore 3-68-1, Boldin 3-36, Morton 2-40-1, McWhite 2-19, Barclay 2-7, Belton 1-13, Selmon 1-9, Marion 1-6-1

Interceptions (Int-Yards)

CU Watkins 1-3
 WFO Abbate 2-26

Punt Returns (PR-Yards)

CU Stuckey 2-10
 WFO Curry 1-13

Kickoff Returns (KOR-Yards)

CU Coleman 2-59, K. Grant 1-29

Tackles

CU Hill 11, Waters 10, Billie 8, C. Bennett 7, Watkins 6

Sacks

CU Billie 1-12, Clark 1-2, Hill 1-1

Tackles for Loss

CU Hill 3-12, Billie 1-12, Adams 1-6, Watkins 1-5, R. Jackson 1-3, C. Bennett 1-2, Clark 1-2, Hamlin 1-1





Game 6



Clemson

31



N.C. State

10

October 13, 2005 • Carter-Finley Stadium • Raleigh, NC

Clemson scored 28 points in the first half and cruised to a 31-10 win at N.C. State. The victory was Clemson's first on an ESPN Thursday night telecast, as the Tigers held on to possession of the Textile Bowl Trophy.

After an exchange of punts to begin the game, the Wolfpack moved the ball 33 yards in six plays down to the Tiger 18. However, John Deraney missed wide left on a 36-yard field-goal attempt, his first miss of the season.

Each team was again forced to punt before Clemson began a drive at its own 17 late in the first quarter. A Charlie Whitehurst to Thomas Hunter pass gained 17 yards, and three plays later, Whitehurst hit Chansi Stuckey for 22 yards on a tipped screen pass. James Davis followed with a 19-yard run, and a facemask penalty gave the Tigers a first-and-goal. On third down, Whitehurst found a wide-open Curtis Baham in the back of the endzone for a touchdown and the first points of the night.

The Tiger defense forced a three-and-out, and the Clemson offense went to work from its 27. A third-down pass from Whitehurst to Aaron Kelly gained 12 yards, and two plays later, Davis dashed for 30 yards. Two more plays later, Whitehurst hit Bobby Williamson in the endzone, with the tight end making a nice diving grab.

Darrell Blackman returned the ensuing kickoff 57 yards to the Clemson 43. The Wolfpack could not score, however, as Jamaal Fudge forced Tony Baker to fumble two plays later, giving the Tigers the ball at their own 38.

Davis ran for 16 yards on the first play of the drive, and Whitehurst followed with a nine-yard pass to Williamson. Two consecutive runs by Davis gained 19 yards, and two plays later, he busted up the middle for 12 yards and a touchdown, giving Clemson a 21-0 lead with eight minutes remaining in the half.

The Tigers forced N.C. State to punt after three plays on the next drive, but a roughing-the-kicker penalty against the Tigers kept the Wolfpack drive alive. Jay Davis completed a 16-yard pass to Lamart Barrett for 16 yards down to the Clemson 35, and a roughing-the-passer penalty gave N.C. State 15 more yards. On the next play, Blackman bounced outside for a 20-yard touchdown run to get the Wolfpack on the scoreboard.

On the second play of the next drive, Whitehurst hit Stuckey for a 39-yard pass play into Wolfpack territory. Whitehurst then hit Hunter for a gain of nine, followed by a 23-yard run by Davis. On the next play, Davis outran the N.C. State defense to the pylon for his second score of the night.

The Wolfpack again had a long kickoff return, this time covering 76 yards by Blackman all the way to the Tiger 21. However, the drive stalled, and Deraney was good this time from 25 yards out.

Clemson's offense began the second half the way it ended the first. Whitehurst hit Kelly for a 35-yard completion down to the Wolfpack 20, but the Tigers could not get any closer. Jad Dean missed the first field goal of his career against a team not named Miami (FL) when his 39-yard attempt sailed wide left.

N.C. State followed with an 11-play, 47-yard drive that took 4:42 off the clock. However, the Wolfpack could not get past the Clemson 30, and the drive ended when a fourth-down pass attempt fell incomplete.

Stuckey took the pitch on a reverse play on the next Tiger offensive series to move the ball into Wolfpack territory, and a touchdown pass from Whitehurst to La'Donte Harris was erased after an ineligible receiver downfield penalty. The Tigers moved to the N.C. State 13-yard line, and Dean came on to boot a 30-yard field goal, pushing the Clemson lead back to 21 points.

The Wolfpack were forced to punt on its next drive, and Deraney's punt was downed at the Tiger two-yard line as time expired in the third quarter.

Whitehurst was intercepted by Garland Heath two plays later after the ball bounced off the hands of Stuckey, giving the Wolfpack the ball deep in Clemson territory. After two plays lost two yards, Davis was intercepted by Tye Hill, and the Tiger cornerback returned the ball 24 yards.

A blocked punt by N.C. State gave the Wolfpack another chance inside Clemson territory, but Anthony Waters tipped away a fourth-down pass from Marcus Stone, who had come in at quarterback for the Wolfpack.

The next Tiger drive did not produce any points, but was very effective. Clemson moved 62 yards and drained 7:22 off the clock, with a 30-yard run by Reggie Merriweather the key play.

Each team had one more possession that produced no scoring, and the Tigers won the 25th edition of the Textile Bowl.

Davis ran for 143 yards on 12 carries and two touchdowns, and only played one play in the second half after leaving the game with a fractured wrist. It was the fifth-best rushing total by a freshman in Clemson history.

Whitehurst completed 22-31 passes for 246 yards and two scores, and Stuckey had eight catches for 103 yards. Waters had 11 tackles, including four tackles for loss to lead the Tiger defense.

Game Stats

Clemson	7	21	3	0	31
N.C. State	0	10	0	0	10

CU	Baham 6 pass from Whitehurst (Dean kick), 1st, 0:39, 8-83
CU	Williamson 8 pass from Whitehurst (Dean kick), 2nd, 11:26, 8-72
CU	Davis 12 run (Dean kick), 2nd, 8:08, 7-62
NCS	Blackman 20 run (Deraney kick), 2nd, 4:31, 8-80
CU	Davis 6 run (Dean kick), 2nd, 2:50, 5-80
NCS	Deraney 25 FG, 2nd, 0:29, 7-13
CU	Dean 30 FG, 3rd, 2:23, 11-56
Attendance - 57,500	

Team Statistics	CU	NCS
First Downs	22	16
Rushing	41-243	27-92
Passing	22-31-1	19-36-1
Passing Yards	246	175
Total Offense	72-489	63-267
Yards/Play	6.8	4.2
Return Yards	25	20
Fumbles-Lost	0-0	5-1
Turnovers	1	2
Penalties	9-80	8-42
Interceptions	1-24	1-0
Punt Returns	1-1	3-20
Kickoff Returns	1-27	4-173
Punting	3-26.7	4-39.8
Third-Down Conversions	8-15	4-15
Sacks By Defense	2-8	0-0
Time of Possession	33:51	26:09

Rushing (Rush-Yards-TD)

CU	Davis 12-143-2, Merriweather 12-47, Stuckey 2-22, Whitehurst 4-19, Browning 9-16, TEAM 2-(-4)
NCS	Blackman 10-46-1, Baker 12-42, Stone 2-7, R. Davis 1-(-1), J. Davis 2-(-2)

Passing (Cm-Att-Yards-I-TD)

CU	Whitehurst 22-31-246-1-2
NCS	J. Davis 15-31-133-1-0, Stone 4-5-42-0-0

Receiving (Rec-Yards-TD)

CU	Stuckey 8-103, Kelly 5-81, Hunter 2-26, Williamson 2-17-1, Baham 2-12-1, Merriweather 2-1, Grisham 1-6
NCS	Barrett 4-78, Clark 3-40, T. Williams 3-12, Dunlap 2-19, Baker 2-15, Blackman 2-12, Hill 1-0, Ritcher 1-0, Hall 1-(-1)

Interceptions (Int-Yards)

CU	Hill 1-24
NCS	Heath 1-0

Punt Returns (PR-Yards)

CU	Stuckey 1-1
NCS	Blackman 2-13, Lawson 1-7

Kickoff Returns (KOR-Yards)

CU	Coleman 1-27
NCS	Blackman 3-160, Ritcher 1-13

Tackles

CU	Waters 11, Hamlin 8, Billie 7, Watkins 7, Adams 6
----	---

Sacks

CU	Coleman 1-5, Merling 1-3
----	--------------------------

Tackles for Loss

CU	Waters 4-10, Coleman 1-5, Merling 1-3, Dunham 1-2
----	---





Game 7



Temple

7



Clemson

37

October 22, 2005 • Memorial Stadium • Clemson, SC

Clemson racked up over 500 yards of total offense for the first time since 2003 in a 37-7 win over visiting Temple. It was the second meeting all-time between the Tigers and the Owls, with the first coming in 1991. Clemson also won that game by a 37-7 score.

The Tigers wasted little time getting on the scoreboard after forcing Temple to go three-and-out on its opening possession. Charlie Whitehurst hit three consecutive passes, with the third a 41-yard touchdown strike to Kyle Browning over the middle. The drive took five plays and lasted only 1:41.

The Owls punted again on their second possession and Clemson looked as though it would score again, but Whitehurst overthrew Bobby Williamson after being pressured and was intercepted by Bobby Fulmore at the Temple 20.

The next Owl punt was partially blocked by C.J. Gaddis, and the Tigers started their next drive at the Temple 36. Clemson moved the ball down to the one-yard line, but an illegal procedure penalty moved the Tigers back, and a 21-yard Jad Dean field goal made the score 10-0.

Temple picked up one first down before being forced to punt again, and Clemson began its next drive with a reverse to Chansi Stuckey that covered 18 yards. Three plays later, Reggie Merriweather ran around left end untouched for a 21-yard touchdown. It was Clemson's second five-play touchdown drive of the day.

After another Owl punt, the Tigers moved the ball from their own 26 down to the Temple 18. Clemson could not get closer, and after a sack, Dean came on to attempt 42-yard field goal, but missed wide left.

Temple followed with its first scoring threat of the day, as Mike McGann completed 6-6 passes in leading the Owls move down to the Clemson 14. A third-down screen pass to Umar Ferguson looked as though it would go for a first down, but Gaddis knocked the ball loose and Dorell Scott recovered at the four. The two teams went into halftime with Clemson leading 17-0.

Neither offense could get anything going to begin the second half, and the Tigers began their second drive of the third quarter at their own 10. Whitehurst hit Stuckey for 17 yards on a third-down play, and two plays later connected with Aaron Kelly for a 41-yard hookup. Clemson could not pick up another first down, and Dean came on and made his second field goal of the day, this time from 27 yards out.

On the second play of the next Temple drive, Jamaal Fudge intercepted a McGann pass that was

tipped by his own receiver. The Clemson safety re-tipped the ball eight yards to the Owl 34.

On the next play, Whitehurst faked a handoff and found a wide-open Kelly behind the Temple secondary for a 34-yard touchdown pass. It was the first career touchdown for Kelly.

Gaines Adams sacked McGann on the first play of the next drive back at the Temple one, with McGann barely able to stay in the field of play, avoiding a safety. A 28-yard pass to Bruce Gordon on third down extended the drive, but the Owls had to punt five plays later.

The Tiger offense only gained 18 yards on its next drive, and Clemson punted for only the second time in the game. Temple followed with a drive into Tiger territory, but McGann's fourth-down pass fell incomplete and Clemson took over on downs.

Merriweather carried four times for 33 yards on the next drive, but a sack of Whitehurst helped make the drive stall. Dean's 39-yard field goal was good to give Clemson a 30-0 lead.

Temple followed with its most impressive drive of the day, as the Owls marched 80 yards in 15 plays. McGann capped the touchdown drive with a four-yard pass to DoMerio Hamilton on third-and-goal.

Tyler Grisham returned the ensuing kickoff 24 yards out to the Clemson 45, and Tiger backup quarterback Will Proctor came into the game and connected on his first two passes. After a Merriweather run, Proctor's first career touchdown pass went to La'Donte Harris for 16 yards. It was also the first career touchdown reception for Harris.

Each team was forced to punt before Temple made one last threat into Tiger territory. The Owls could get no closer than the Tiger 26, and on fourth down, McGann was hit by Xavier Littleberry. The resulting fumble was recovered by Scott, his second recovery of the day, tying a school record held by many. Clemson then melted off the final 1:10.

Kelly caught seven passes for 155 yards, with the yardage total resulting in a Clemson freshman record. Whitehurst connected on 19 of 27 passes for 307 yards, and Proctor added 52 yards through the air. The 359 passing yards were the third most in a single game in Tiger history, and the most ever in a game at Death Valley. Merriweather contributed 108 yards (on 17 carries) of the 514 yards of offense for Clemson.

Freshman Antonio Clay, making his first start, led the Tigers in tackles with nine, including two tackles for loss and a sack. Adams also added 2.5 sacks. In all, 10 different Tigers had tackles for loss in the game, and Clemson had 14 total stops behind the line. Temple had only 12 yards rushing for the game.

Game Stats

Temple	0	0	0	7	7
Clemson	10	7	10	10	37

CU Browning 41 pass from Whitehurst (Dean kick), 1st, 11:19, 5-70
 CU Dean 21 FG, 1st, 1:33, 9-31
 CU Merriweather 21 run (Dean kick), 2nd, 12:06, 5-59
 CU Dean 27 FG, 3rd, 9:56, 10-80
 CU Kelly 34 pass from Whitehurst (Dean kick), 3rd, 9:11, 1-34
 CU Dean 39 FG, 4th, 12:07, 7-42
 TEM Hamilton 4 pass from McGann (Lux kick), 4th, 6:08, 15-80
 CU Harris 16 pass from Proctor (Dean kick), 4th, 4:31, 4-55
 Attendance - 74,841

Team Statistics	TEM	CU
First Downs	20	23
Rushing	33-12	34-155
Passing	26-44-1	22-33-1
Passing Yards	319	359
Total Offense	77-331	67-514
Yards/Play	4.3	7.7
Return Yards	7	30
Fumbles-Lost	3-2	1-0
Turnovers	3	1
Penalties	3-11	6-55
Interceptions	1-0	1-8
Punt Returns	1-7	4-22
Kickoff Returns	3-42	1-24
Punting	8-33.6	3-36.3
Third-Down Conversions	6-18	5-12
Sacks By Defense	3-17	6-30
Time of Possession	32:49	27:11

Rushing (Rush-Yards-TD)
 TEM U. Ferguson 17-48, DeSanzo 5-(-4), McGann 11-(-32)
 CU Merriweather 17-108-1, Browning 8-23, Stuckey 2-23, Macko 2-9, TEAM 1-(-1), Whitehurst 4-(-7)

Passing (Cm-Att-Yards-I-TD)
 TEM McGann 23-38-298-1-1, DeSanzo 3-6-21-0-0
 CU Whitehurst 19-27-307-1-2, Proctor 3-6-52-0-1

Receiving (Rec-Yards-TD)
 TEM Gordon 8-120, U. Ferguson 6-69, Santa Cruz 3-51, Francis 3-30, Azubuike 1-13, Loveland 1-13, B. Hendy 1-9, Bundy 1-6, Bradley 1-4, Hamilton 1-4-1
 CU Kelly 7-155-1, Stuckey 5-58, Browning 3-49-1, Grisham 2-24, Taylor 1-21, Harris 1-16-1, Diomande 1-15, Merriweather 1-15, S. Jackson 1-6

Interceptions (Int-Yards)
 TEM Fulmore 1-0
 CU Fudge 1-8


Punt Returns (PR-Yards)
 TEM Santa Cruz 1-7
 CU Stuckey 3-21, Kelly 1-1

Kickoff Returns (KOR-Yards)
 TEM Billops 3-42
 CU Grisham 1-24

Tackles
 CU Clay 9, Watkins 8, C. Bennett 6, Scott 6, Billie 5, Hamlin 5, Miller 5

Sacks
 CU Adams 2.5-13, Clay 1-7, Littleberry 1-7, Scott 1-2, C. Bennett 0.5-1

Tackles for Loss
 CU Adams 2.5-13, C. Bennett 2.5-6, Clay 2-9, Littleberry 1-7, R. Jackson 1-3, L. Richardson 1-3, Scott 1-2, Watkins 1-2, Clark 1-1, Merling 1-1





Game 8



Clemson

9



Georgia Tech

10

October 29, 2005 • Bobby Dodd Stadium • Atlanta, GA

Clemson committed four turnovers and a late comeback fell short in a 10-9 loss to Georgia Tech in Atlanta. The Tigers had not lost a fumble all season (which included 499 offensive plays), but lost three to the Yellow Jackets in the first half. It was the ninth game in the last 10 meetings between the schools that was decided by five points or less.

The Tigers opened the game with an impressive march. Charlie Whitehurst hit Chansi Stuckey for a 21-yard gain down to the Georgia Tech 28, and on the following play, Whitehurst hit Bobby Williamson for 15 yards. Reggie Merriweather gained five yards on the next play before fumbling. It was his first fumble in 238 career carries.

The Yellow Jackets gained only three yards on their first offensive series of the day and punted the ball back to the Tigers. Stuckey fumbled the punt, but a fair-catch interference penalty was called on Georgia Tech, and Clemson began its drive at the Yellow Jacket 42.

After a pass to Aaron Kelly was ruled a lateral, but overturned after being reviewed, Whitehurst was pressured and fumbled. Vance Walker recovered for Georgia Tech.

Reggie Ball ran for 11 yards on first down, and the Yellow Jackets moved the ball to the Tiger 25. A delay-of-game penalty forced Travis Bell to attempt a 47-yard field goal, and he missed wide left.

The two teams traded punts before Clemson began a drive at its own six. Merriweather carried five consecutive times for 50 yards to open the drive. Kyle Browning picked up where his teammate left off and gained 21 more yards. Two plays later, Whitehurst hit Thomas Hunter for a 22-yard touchdown pass, but Clemson had only 10 men on the field and was penalized for an illegal formation. The drive ended with Jad Dean missing a 43-yard attempt wide right.

Reggie Ball threw deep for Calvin Johnson on the next Georgia Tech possession, but freshman Michael Hamlin intercepted the pass and returned it 31 yards for his first career theft.

Clemson advanced the ball to the Yellow Jacket 19, but could get no closer. This time, Dean's kick was good from 36 yards out.

Georgia Tech punted after three plays on its next drive, and the Tigers had an opportunity to increase their lead before halftime. However, Whitehurst was hit from behind and fumbled again, giving Georgia Tech the ball at the Clemson 34.

The Yellow Jackets moved the ball to the Clemson 11 with 0:09 left in the half. Ball took one more shot at the endzone, but his receivers were covered and he threw the ball into the stands. Bell

hit a 33-yard field goal on the final play of the half to tie the score 3-3. It was his first successful field goal after six consecutive misses.

Georgia Tech's drive to begin the second half stalled inside Clemson territory, but it could not advance past the Tiger 37. The Yellow Jackets downed a punt at the Tiger one, and Clemson began its second drive of the day from inside its own five.

Three plays produced only two yards, but Cole Chason booted a 49-yard punt.

The Yellow Jackets threatened on the ensuing drive, moving the ball to the Clemson 17. On a third-down play, Ball scrambled inside the Tiger 10, but Jamaal Fudge hit Ball and forced a fumble that was recovered by Sergio Gilliam.

The two teams traded punts before Clemson began a drive with 0:14 to play in the third quarter at its own 26. The Tigers moved 49 yards on nine plays and could not get closer than the Yellow Jacket 25. Dean's 42-yard field goal glanced off of the right upright and went through to give Clemson a 6-3 lead.

Georgia Tech wasted little time answering the Clemson score. Ball hit Johnson for 21 yards on the first play of the drive, and Tashard Choice followed with a 32-yard run. P.J. Daniels had a 16-yard run, and three plays later scored from three yards out to give the Yellow Jackets their first lead of the day by a score of 10-6.

Aaron Kelly returned the ensuing kickoff 81 yards to the Georgia Tech 17. It was his first career kickoff return. Merriweather gained 11 yards on first down, but Clemson could not get the ball into the endzone. Dean then drilled his third field goal, a 21 yarder to cut the Georgia Tech lead to 10-9.

The Tigers forced Georgia Tech to a three-and-out on its next drive, and Clemson got the ball back with 3:30 left at its own 48. A first-down pass to Curtis Baham gained 11 yards, but a holding call on the next play backed the Tigers up. Three plays gained 13 yards, and a fourth-down pass to Baham was completed short of the first-down marker, as the Yellow Jackets took over on downs.

Clemson had used all of its timeouts, and Georgia Tech was nearly able to run off the remaining 2:05 off the clock. The Tigers got the ball back with 0:03 left after a punt, but Whitehurst's desperation pass was intercepted by Dawan Landry at the Georgia Tech three-yard line.

Merriweather gained 128 yards on 23 carries, his second consecutive 100-yard rushing game. Whitehurst completed 19 of 29 passes for 180 yards, with Stuckey catching eight of those passes for 89 yards. Nick Watkins led the Tiger defense with 14 tackles, while Fudge added 10 stops.

Game Stats

Clemson	0	3	0	6	9
Georgia Tech	0	3	0	7	10

CU Dean 36 FG, 2nd, 4:08, 8-35
 GAT Bell 33 FG, 2nd, 0:00, 7-18
 CU Dean 42 FG, 4th, 12:44, 9-49
 GAT Daniels 3 run (Bell kick), 4th, 8:35, 9-85
 CU Dean 21 FG, 4th, 5:36, 5-13
 Attendance - 55,000

Team Statistics	CU	GAT
First Downs	18	16
Rushing	35-145	39-182
Passing	19-30-1	14-23-1
Passing Yards	180	126
Total Offense	65-325	62-308
Yards/Play	5.0	5.0
Return Yards	42	25
Fumbles-Lost	3-3	1-1
Turnovers	4	2
Penalties	8-58	11-77
Interceptions	1-31	1-0
Punt Returns	1-11	2-25
Kickoff Returns	1-81	3-44
Punting	3-36.7	7-37.0
Third-Down Conversions	3-11	6-15
Sacks By Defense	0-0	3-25
Time of Possession	30:09	29:51

Rushing (Rush-Yards-TD)

CU Merriweather 23-128, Browning 6-33, Davis 1-1, Stuckey 1-0, Whitehurst 4-(-17)
 GAT Daniels 21-100-1, Choice 6-44, Ball 10-43, J. Johnson 2-(-5)

Passing (Cm-Att-Yards-I-TD)

CU Whitehurst 19-29-180-1-0, Stuckey 0-1-0-0-0
 GAT Ball 14-23-126-1-0

Receiving (Rec-Yards-TD)

CU Stuckey 8-89, Baham 4-25, Williamson 2-29, Hunter 2-23, Kelly 2-7, Browning 1-7
 GAT Bilbo 5-68, C. Johnson 4-46, Choice 3-3, J. Johnson 1-8, Daniels 1-1

Interceptions (Int-Yards)

CU Hamlin 1-31
 GAT Landry 1-0

Punt Returns (PR-Yards)

CU Stuckey 1-11
 GAT P. Clark 2-25

Kickoff Returns (KOR-Yards)

CU Kelly 1-81
 GAT Woods 3-44

Tackles

CU Watkins 14, Fudge 10, Waters 8, Hamlin 6, Billie 5, Gilliam 5

Tackles for Loss

CU Adams 1-6, Gaddis 1-4, Billie 1-2, C. Bennett 1-1, Hill 1-1



Game 9



Duke

20



Clemson

49

November 5, 2005 • Memorial Stadium • Clemson, SC

For the first time in 38 games, Charlie Whitehurst did not start at quarterback for Clemson. Instead, junior Will Proctor completed 13 of 21 passes for 201 yards and two touchdowns in helping lead the Tigers to a 49-20 Homecoming victory over Duke.

Whitehurst missed practice time during the week leading up to the game due to a sore shoulder, meaning the Tigers would turn to another starting signal caller for the first time since 2002.

Clemson got on the board early after taking the opening kickoff and moving 72 yards in 12 plays for a score. Reggie Merriweather gained 20 yards on four carries, and the big play was a 36-yard pass from Proctor to Stuckey down to the one yard line on third down. Proctor scored on a quarterback sneak on the following play.

The Blue Devils followed with a march of their own, but a holding penalty followed by a personal foul penalty moved Duke out of scoring position.

The ensuing drive for the Tigers resulted in another touchdown, with the score being registered by James Davis on an 18-yard run. The drive went 58 yards in seven plays.

Duke then went on a scoring drive of its own, as freshman quarterback Zack Asack completed four consecutive passes to begin the drive, and Joe Surgan nailed a 34-yard field goal to get the Blue Devils on the scoreboard.

Clemson was forced to punt on its next possession, and then Duke also went three-and-out. The next Clemson scoring drive began at its own 36-yard line, and the Tigers used eight plays to cover the 64 yards in 3:29. Reggie Merriweather scampered in from 19 yards out for the score.

Duke moved the ball into Clemson territory again on its next drive, as Asack hit Eron Riley for a 25-yard gain down the right sideline. The Tigers held the Blue Devils out of the endzone, and Tramaine Billie blocked Surgan's 38-yard field-goal attempt, and Cory Groover recovered at the Duke 48-yard line.

Following a personal foul after the field-goal block, Clemson moved 33 yards in four plays in only 25 seconds. Proctor hit Chansi Stuckey for an 11-yard touchdown pass with only seven seconds remaining, giving the Tigers a 28-3 halftime lead. It was the first touchdown reception of Stuckey's career. It was the fourth different way (rushing, passing, receiving, punt return) Stuckey had scored a touchdown at Clemson.

To open the second half, Duke chewed up 7:19 off the clock on a 15-play, 77 yard drive. Asack hit Ben Patrick for a 20-yard gain to move the ball to

the Tiger 20. Four plays later, Justin Boyle scored on a one-yard touchdown run.

Clemson answered with a touchdown drive of its own. Stuckey returned the kickoff the Tiger 49, and three plays later, Proctor found a wide-open Stuckey behind the Blue Devil defense for a 40-yard touchdown strike.

The teams then traded punts, and it did not take Duke long to score on its next possession. Asack hit Riley deep over the middle for 66 yards and a touchdown to cut Clemson's lead to 35-17.

The Tigers looked as though they would answer with another score, but after an 11-play drive, Clemson had to settle for a field goal. Jad Dean's 31-yard attempt was blocked by John Talley. Holder Cole Chason had the ball bounce up into his hands, but his desperation pass fell incomplete.

Duke was forced to punt, and a 23-yard run by Davis was the key play on a 49-yard, four-play drive that ended with a Merriweather eight-yard run, extending Clemson's lead to 42-17.

Asack threw on eight consecutive plays to begin the next Blue Devil drive, and he completed five of them. However, Duke could get no closer than the Clemson 24, as an offensive pass interference penalty and a sack took the Blue Devils out of field-goal range.

The Tigers were forced to punt after three plays on its next drive, setting up the final Duke scoring drive of the day.

The Blue Devil scoring drive went only four yards and lasted only four plays, but Surgan was good on a 49-yard field goal attempt with plenty to spare with 2:56 remaining.

Cullen Harper came in to quarterback the Tigers for the first time in his career on their next drive, but Clemson could not pick up a first down and was forced to punt. Chason's punt was ruled to have hit a Duke player, and Colin Leonard recovered the loose ball at the Duke 27.

Harper hit Rendrick Taylor for 15 yards on first down, and then Merriweather registered his third-straight 100-yard rushing day on the next play with a 12-yard touchdown run with 0:39 left, providing for the final margin of 49-20.

Merriweather ended with 105 yards on 18 carries and three touchdowns, and Davis added 85 yards on eight carries. Stuckey caught five passes for 112 yards and two touchdowns, and Aaron Kelly added 50 yards receiving on three catches.

Anthony Waters led the Tigers in tackles with 14, including a tackle for loss. Five other Tigers registered tackles for loss, and Clemson held the Blue Devils to only 79 rushing yards.

Game Stats

Duke	0	3	14	3	20
Clemson	14	14	7	14	49

CU	Proctor 1 run (Dean kick), 1st, 9:23, 12-72
CU	Davis 18 run (Dean kick), 1st, 0:13, 7-58
DUK	Surgan 34 FG, 2nd, 12:36, 10-62
CU	Merriweather 19 run (Dean kick), 2nd, 5:50, 8-64
CU	Stuckey 11 pass from Proctor (Dean kick), 2nd, 0:07, 4-33
DUK	Boyle 1 run (Surgan kick), 3rd, 7:41, 15-77
CU	Stuckey 40 pass from Proctor (Dean kick), 3rd, 5:43, 4-51
DUK	Riley 66 pass from Asack (Surgan kick), 3rd, 1:59, 1-66
CU	Merriweather 8 run (Dean kick), 4th, 9:52, 4-49
DUK	Surgan 49 FG, 4th, 2:56, 4-4
CU	Merriweather 12 run (Dean kick), 4th, 0:40, 2-27
Attendance - 77,278	

Team Statistics	DUK	CU
First Downs	20	24
Rushing	28-79	41-234
Passing	26-43-1	14-24-0
Passing Yards	328	216
Total Offense	71-407	65-450
Yards/Play	5.7	6.9
Return Yards	-2	30
Fumbles-Lost	2-1	1-0
Turnovers	2	0
Penalties	11-105	6-43
Interceptions	0-0	1-11
Punt Returns	2-(-2)	4-19
Kickoff Returns	6-108	5-75
Punting	5-43.8	4-39.5
Third-Down Conversions	7-17	3-10
Sacks By Defense	3-12	3-14
Time of Possession	33:05	26:55

Rushing (Rush-Yards-TD)

DUK	Boyette 8-29, Asack 10-27, Boyle 6-21-1, Drummer 4-2
CU	Merriweather 18-104-3, Davis 8-85-1, Proctor 11-31-1, Browning 2-12, Stuckey 1-6, Harper 1-(-4)

Passing (Cm-Att-Yards-I-TD)

DUK	Asack 26-43-328-1-1
CU	Proctor 13-21-201-0-2, Harper 1-2-15-0-0, Chason 0-1-0-0-0

Receiving (Rec-Yards-TD)

DUK	Patrick 10-100, A. Roland 5-55, Riley 4-130-1, Elliott 4-37, Boyette 2-6, Boyle 1-0
CU	Stuckey 5-112-2, Kelly 3-50, Taylor 1-15, Grisham 1-12, Browning 1-9, Baham 1-8, Hunter 1-8, Harris 1-2

Interceptions (Int-Yards)

CU	Gaddis 1-11
----	-------------

Punt Returns (PR-Yards)

DUK	Davis 1-2, TEAM 1-(-4)
CU	Stuckey 4-19

Kickoff Returns (KOR-Yards)

DUK	Davis 4-79, Drummer 2-29
CU	Kelly 3-47, Stuckey 1-22, Grisham 1-6

Tackles

CU	Waters 14, Billie 9, Fudge 8, Watkins 8, L. Richardson 6
----	--

Sacks

CU	Merling 1-8, Scott 1-3, Vincent 1-3
----	-------------------------------------

Tackles for Loss

CU	Merling 1-8, Waters 1-6, Gaddis 1-4, Scott 1-3, Vincent 1-3, Groover 1-1
----	--





Game 10



Florida State

14



Clemson

35

November 12, 2005 • Memorial Stadium • Clemson, SC

Clemson scored 21 third-quarter points to break open a tie game at halftime on its way to a 35-14 win over #16 Florida State. It was the Tigers' second straight win over the Seminoles in Death Valley.

The Tigers took the opening kickoff and marched 72 yards in 12 plays for a touchdown. Charlie Whitehurst completed 6-7 passes on the drive, with his final attempt a touchdown strike to Chansi Stuckey from 22 yards.

Florida State picked up a first down on its opening possession before being forced to punt. Stuckey raced up to catch the short punt by Chris Hall, but muffed the punt before falling on his own fumble.

The Tiger offense went right back to work with James Davis beginning the next drive with an 11-yard run. After Whitehurst hit Stuckey for a 36-yard pass, Davis scored on a one-yard plunge.

The Seminoles threatened after Kenny O'Neal returned the kickoff 37 yards and Drew Weatherford hit Willie Reid for 24 yards into Clemson territory. However, the Tiger defense forced a punt after Gaines Adams sacked Weatherford on third down.

On a third-and-14 on the next drive, Whitehurst combined with Stuckey and Davis on a hook-and-lateral for 40 yards to the Florida State 44-yard line. However, the drive stalled, and Jad Dean's 56-yard field goal attempt into the wind came up short.

Florida State responded with a scoring drive of its own, moving 47 yards in eight plays, with Gary Cismesia connecting on a 31-yard field goal to get the Seminoles on the scoreboard.

The Seminole defense forced Clemson into a three-and-out on the ensuing drive, and regained possession at its own 48.

On first down, Weatherford hit tight end Matt Henshaw for 26 yards. Three more plays produced only one yard, and Cismesia came on and drilled another field goal, this time from 47 yards.

The two teams traded punts before Clemson began its next drive at its own 33. The Tigers could not pick up a first down, and Cole Chason's punt was blocked by Lawrence Timmons and recovered in the endzone for a touchdown by Geno Hayes. Weatherford hit De'Cody Fagg over the middle for the two-point conversion, tying the score 14-14.

The Seminoles appeared to be on their way to take their first lead of the day to open the third quarter, but a nine-play drive was ended when Michael Hamlin picked off Weatherford.

On third-and-eight, Whitehurst hit Stuckey for 20 yards to the Seminole 34. Two plays later, Whitehurst found Stuckey again for 32 yards on a screen pass for a score. It was his fourth receiving

touchdown in two games, after going the first 71 catches of his career without a touchdown catch.

Two penalties helped move the Seminoles backwards on their next drive, and Stuckey returned Hall's punt nine yards to the Clemson 48.

The Tigers followed with an eight-play, 52-yard drive that ended with an eight-yard touchdown run by Davis. Seven of the eight plays on the drive gained at least six yards.

After an exchange of punts, Florida State began its next drive at its own 20. Weatherford's pass on first down was intercepted by C.J. Gaddis, and he returned it 23 yards to the Seminole 11.

On third down from the four, Whitehurst lofted a pass to the back pylon and Aaron Kelly made a diving grab. Initially, Kelly was ruled out of bounds. But after a replay review, he was ruled to have been in bounds for a touchdown. Dean's extra point gave Clemson a 35-14 lead. The 21 third-quarter points were the most by Clemson against the Seminoles since they scored 21 in a quarter in 1989.

The Seminoles went three-and-out to close out the third quarter, but Clemson also followed with a three-and-out to begin the final period.

Florida State picked up a first down for only the third time in the second half on its next drive, but could not pick up another one before punting.

Clemson was forced to punt after three plays, and on the next Seminole drive, Xavier Lee came in at quarterback. He was unable to move the Florida State offense, and the Seminoles were forced to punt again.

There were no more scoring threats in the game, and neither offense picked up a first down the rest of the day. The Tigers allowed only 226 yards of total offense to Florida State, who came into the game leading the ACC in that category.

Whitehurst had a day to remember in his final game at Death Valley, completing 21 of 32 passes for 269 yards and three touchdowns. Stuckey caught 11 passes for 156 yards and two scores. Stuckey became the first wideout in Clemson history to have at least two touchdown receptions in consecutive games. Davis added 65 yards on the ground on 17 carries to earn ACC Rookie-of-the-Week honors.

Clemson was led defensively by Duane Coleman's nine tackles. Charles Bennett had three tackles for loss, and Gaines Adams added 2.5 tackles for loss. Also, Brandon Cannon had two sacks to help give the Tigers six total sacks and 11 tackles behind the line of scrimmage.

It was the fourth win over a ranked team for Clemson's senior class at home, as they finished their careers with a 20-6 mark at Death Valley.

Game Stats

Florida State	0	14	0	0	14
Clemson	14	0	21	0	35

CU Stuckey 22 pass from Whitehurst (Dean kick), 1st, 10:25, 12-72
 CU Davis 1 run (Dean kick), 1st, 5:17, 5-71
 FSU Cismesia 31 FG, 2nd, 11:48, 8-47
 FSU Cismesia 47 FG, 2nd, 7:38, 5-22
 FSU Hayes 0 blocked punt return (Weatherford to Fagg), 2nd, 2:03
 CU Stuckey 32 pass from Whitehurst (Dean kick), 3rd, 8:58, 5-56
 CU Davis 8 run (Dean kick), 3rd, 5:07, 8-52
 CU Kelly 4 pass from Whitehurst (Dean kick), 3rd, 0:34, 3-11
 Attendance - 80,536

Team Statistics	FSU	CU
First Downs	11	18
Rushing	32-102	41-85
Passing	13-34-2	21-33-1
Passing Yards	124	269
Total Offense	66-226	74-354
Yards/Play	3.4	4.8
Return Yards	53	58
Fumbles-Lost	1-0	2-0
Turnovers	2	1
Penalties	7-45	2-20
Interceptions	1-0	2-34
Punt Returns	3-53	5-24
Kickoff Returns	4-85	4-82
Punting	9-39.9	8-31.5
Third-Down Conversions	5-19	6-16
Sacks By Defense	3-27	6-40
Time of Possession	27:03	32:57

Rushing (Rush-Yards-TD)
 FSU Booker 16-112, Smith 6-17, C. Davis 1-(-7), Weatherford 4-(-7), Lee 5-(-13)
 CU Davis 17-65-2, Merriweather 17-35, Stuckey 1-8, Whitehurst 6-(-23)

Passing (Cm-Att-Yards-I-TD)
 FSU Weatherford 12-27-117-2-0, Lee 1-7-7-0-0
 CU Whitehurst 21-32-269-1-3, Stuckey 0-1-0-0-0

Receiving (Rec-Yards-TD)
 FSU Booker 5-7, Reid 4-56, Henshaw 3-54, C. Davis 1-7
 CU Stuckey 11-156-2, Baham 3-30, Kelly 2-13-1, Davis 1-44, Downer 1-9, Taylor 1-8, Harris 1-6, Harrell 1-3

Interceptions (Int-Yards)
 FSU Williams 1-0
 CU Gaddis 1-23, Hamlin 1-11

Punt Returns (PR-Yards-TD)
 FSU Timmons 1-28, Reid 2-25, Hayes 0-0-1
 CU Stuckey 5-24

Kickoff Returns (KOR-Yards)
 FSU O'Neal 2-48, Reid 2-37
 CU Kelly 3-72, Grisham 1-10

Tackles
 CU Coleman 9, Waters 8, Billie 7, Watkins 6, C. Bennett 5, Fudge 5, Hamlin 5, R. Jackson 5

Sacks
 CU Cannon 2-23, Adams 1.5-7, Watkins 1-7, C. Bennett 1-1, R. Jackson 0.5-2

Tackles for Loss
 CU C. Bennett 3-8, Adams 2.5-10, Cannon 2-23, Watkins 1-7, Groover 1-5, Waters 1-1, R. Jackson 0.5-2



Game 11



Clemson

13



South Carolina

9

November 19, 2005 • Williams-Brice Stadium • Columbia, SC

Clemson beat a ranked team for the second consecutive week for the first time since 1983 after defeating #19 South Carolina 13-9 in Columbia. The Clemson 2005 senior class became the fourth senior class since 1983 to finish their careers with a 4-0 record against the Gamecocks.

The Tigers looked to have seized the momentum early in the game after forcing South Carolina to punt after three plays, and moved the ball to the Gamecock 32. However, Charlie Whitehurst's first pass of the night sailed over the head of Curtis Baham and was intercepted by Fred Bennett.

South Carolina followed with its first scoring threat of the night, as Blake Mitchell hit Sidney Rice for a 22-yard gain to the Tiger 39. Two plays later, defensive end Gaines Adams sacked Mitchell and knocked the ball away, and Rashaad Jackson recovered for the Tigers.

Clemson was forced to punt after three plays, and the Gamecocks followed with the game's first scoring drive. Mitchell hit Rice for a 40-yard completion down to the Tiger eight-yard line, but South Carolina had to settle for a 23-yard Josh Brown field goal.

On the first play of the next drive, Whitehurst threw deep, but his pass was picked off by Jonathan Joseph. The Gamecocks opened the second quarter with the ball, but were forced to punt.

The Tigers were able to move the ball into South Carolina territory on their next drive, but again had to punt. The Gamecocks followed with a 10-play, 66-yard drive that ended with a 43-yard field goal by Brown. Bobby Wallace carried five times for 37 yards on the drive.

Clemson answered with a score of its own, as a 10-play, 48-yard drive culminated with a 49-yard field goal by Jad Dean.

South Carolina had one more opportunity in the first half, but two penalties helped bring an end to its drive, and the half ended with the Gamecocks leading 6-3.

The Tigers opened the second half with a 19-play, 74-yard drive that chewed up 7:17 of the third quarter. James Davis carried nine times for 36 yards on the drive, and also had a touchdown called back because of a holding penalty. Whitehurst completed his first five passes of the drive for 45 yards, but Clemson could not find the endzone. Dean came on to drill a 23-yard field goal to tie the score.

The Gamecocks appeared as though they would regain the lead on their next possession, quickly moving the ball down to the Clemson 25. After Mitchell fumbled out of bounds, Jamaal Fudge intercepted Mitchell's pass after heavy pressure applied by Dorell Scott.

Starting from its own seven-yard line, Clemson handed off to Davis for five yards, and two plays later converted a third down on a pass from Whitehurst to Aaron Kelly. Davis followed with five straight rushes that gained 42 yards, and the third quarter ended with Clemson at the Gamecock 27.

The Tigers could not pick up another first down, and Dean's 42-yard field goal attempt was deflected.

South Carolina picked up one first down before being forced to punt again. Brown's boot was fumbled by Chansi Stuckey at the Clemson 11-yard line, and was recovered by Tremaine Tyler.

Three plays resulted in negative yardage for the Gamecocks, and Brown made his third field goal of the night, this time from 29-yards out to give South Carolina a 9-6 lead.

On the following drive, Whitehurst hit Kelly for 27 yards out to the Tiger 47-yard line. A clipping penalty and a holding penalty followed, and Clemson faced a first-and-35 situation. Whitehurst completed a shovel pass to Davis for nine yards, and on second down, he found Stuckey for 14 yards. On third-and-12, Whitehurst found Baham for 28 yards down to the South Carolina 27. Davis dashed through the middle for 23 yards on the following play. Two plays later, Davis scored the only touchdown of the night, as he dove in from two-yards out, and Clemson had its first lead of the night, 13-9. The Tigers had 105 yards of total offense on the drive.

On the second play of the ensuing drive, C.J. Gaddis intercepted Mitchell but was stripped by Rice, and Kris Clark recovered at the Gamecock 39.

South Carolina picked up a first down and then faced a second-and-four at the Tiger 44. After a one-yard run by Daccus Turman, Mike Davis was hit for a three-yard loss on third down by Anthony Waters. On fourth down, Jackson tipped Mitchell's pass, and Charles Bennett intercepted the ball.

After two runs by Davis and the final timeout of the night by the Gamecocks, Whitehurst ran for 10 yards on a quarterback draw to pick up a first down and seal the win. Whitehurst became the first quarterback in the history of the series to finish with a 4-0 record against the in-state rivals.

Davis carried 27 times for 145 yards and a touchdown. Whitehurst completed 17 of 26 passes for 172 yards, and was 4-4 for 78 yards on Clemson's fourth-quarter touchdown drive. Adams had three tackles for loss, a sack, and a caused fumble to lead the Clemson defense that did not allow a touchdown for the second consecutive week.

The win was Clemson's eighth in its last nine games against South Carolina, as well as its eighth in the last nine games at Williams-Brice Stadium.

Game Stats

Clemson	0	3	3	7	13
South Carolina	3	3	0	3	9

USC J. Brown 23 FG, 1st, 0:16, 11-82
 USC J. Brown 43 FG, 2nd, 7:12, 10-66
 CU Dean 49 FG, 2nd, 2:29, 10-48
 CU Dean 23 FG, 3rd, 7:43, 19-74
 USC J. Brown 29 FG, 4th, 10:46, 4-(-1)
 CU Davis 2 run (Dean kick), 4th, 5:58, 8-80
 Attendance - 83,368

Team Statistics	CU	USC
First Downs	19	17
Rushing	40-175	33-167
Passing	17-26-2	16-29-3
Passing Yards	172	180
Total Offense	66-347	62-347
Yards/Play	5.3	5.6
Return Yards	19	3
Fumbles-Lost	2-2	2-1
Turnovers	4	4
Penalties	3-35	7-60
Interceptions	3-9	2-1
Punt Returns	2-10	1-2
Kickoff Returns	1-29	3-37
Punting	2-38.0	3-41.0
Third-Down Conversions	9-14	3-12
Sacks By Defense	1-4	1-4
Time of Possession	31:48	28:12

Rushing (Rush-Yards-TD)

CU Davis 27-145-1, Whitehurst 5-21, Merriweather 5-13, Stuckey 1-1, TEAM 2-(-5)
 USC M. Davis 21-111, Wallace 6-51, McKinley 1-2, Mitchell 4-2, Turman 1-1

Passing (Cm-Att-Yards-I-TD)

CU Whitehurst 17-26-172-2-0
 USC Mitchell 16-29-180-3-0

Receiving (Rec-Yards-TD)

CU Kelly 5-68, Baham 5-64, Stuckey 4-26, Davis 3-14
 USC S. Rice 7-122, McKinley 3-28, Clark 2-16, Askins 2-15, M. Davis 2-(-1)

Interceptions (Int-Yards)

CU C. Bennett 1-5, Fudge 1-2, Gaddis 1-2
 USC Joseph 1-1, Bennett 1-0

Punt Returns (PR-Yards)

CU Stuckey 2-10
 USC McKinley 1-2

Kickoff Returns (KOR-Yards)

CU Kelly 1-29
 USC Whiteside 1-17, Joseph 1-16, Thomas 1-4

Tackles

CU Billie 12, Fudge 12, Watkins 9, Coleman 7, Waters 7

Sacks

CU Adams 1-4

Tackles for Loss

CU Adams 3-8, R. Jackson 1-3, Waters 1-3, Watkins 1-2, C. Bennett 1-1



Clemson Bowl History



Clemson has a rich bowl tradition. The Tigers have a 14-13 record in bowl games, and the 14 bowl victories rank in a tie for 17th most in NCAA history with Florida and Washington. Clemson's first bowl game was in the 1940 Cotton Bowl when the Tigers defeated Frank Leahy and Boston College 6-3.

Clemson has appeared in a bowl game 17 of the last 21 seasons. That is one of the top-10 figures for bowl appearances in the country since 1985.

Clemson has beaten some of the top programs in college football history in bowl games. The list of schools Clemson has beaten in a bowl game includes prominent programs Miami (FL), Nebraska, Ohio State, Oklahoma, Penn State, Stanford, and Tennessee.

Clemson won its first three bowl games, victories over Boston College, Missouri, and Miami (FL). The three coaches Clemson defeated in those games were Frank Leahy, Don Fautrot, and Andy Gustafson, and all three are in the College Football Hall of Fame.

Clemson has a program that has been steady over the years in bowl games, no matter who has led the program. No less than six different head coaches (Jess Neely, Frank Howard, Danny Ford, Ken Hatfield, Tommy West, and Tommy Bowden) have all won bowl games for the Tigers.

Overall, six of Clemson's 14 bowl wins have come against coaches in the College Football Hall of Fame. Not included in the list are Penn State Coach Joe Paterno and West Virginia Coach Don Nehlen, coaches with over 200 career wins who will be in the Hall of Fame soon. Clemson has four bowl wins over coaches who are in the 200-victory club. Woody Hayes of Ohio State, Tom Osborne of Nebraska, Paterno and Nehlen are all coaches with at least 200 wins who lost bowl games to Clemson.

Clemson has bowl wins over some of the greatest coaches in college football history:

- **Frank Leahy**, the second-winningest coach in college football history on a winning-percentage basis, when Clemson defeated Boston College in the 1940 Cotton Bowl.
- **Joe Paterno** of Penn State, the second-winningest coach in Division I college football history on a total-wins basis, when Clemson defeated Penn State 35-10 in the 1988 Citrus Bowl. It is still the largest margin of defeat in a bowl game for Paterno, who is the winningest coach in college history in terms of victories in bowl games.
- **Woody Hayes** of Ohio State, the ninth-winningest coach in college football history (Division I) on a total-wins basis, when Clemson won 17-15 in the 1978 Gator Bowl, Hayes's last game as coach.
- **Barry Switzer** of Oklahoma, the fourth-winningest coach in Division I college football history on a winning-percentage basis, when Clemson defeated Oklahoma in 1989 Citrus Bowl, Switzer's final game as a college coach.
- **Tom Osborne** of Nebraska, the seventh-winningest coach in college football (Division I) history on a total-wins basis, when Clemson defeated the Cornhuskers in the 1981 Orange Bowl, which gave the Tigers their only national title.
- **Don Nehlen** of West Virginia, the 14th-winningest coach in Division I history when the Tigers toppled the Mountaineers by a score of 27-7 in the 1989 Gator Bowl.
- **Phillip Fulmer** of Tennessee, the second-winningest active coach in Division I college football history, when the Tigers defeated a #6 Tennessee team by a score of 27-14 in the 2004 Peach Bowl.

All-Time Bowl Victories

Rk	Team	Wins
1.	Alabama	29
2.	Southern California	27
3.	Tennessee	24
4.	Oklahoma	23
	Penn State	23
6.	Georgia	22
	Georgia Tech	22
8.	Nebraska	21
	Texas	21
10.	Florida State	19
	Mississippi	19
12.	Michigan	18
13.	Auburn	17
	Louisiana State	17
	Miami (FL)	17
	Ohio State	17
17.	Clemson	14
	Florida	14
	Washington	14
20.	Notre Dame	13
	Texas A&M	13

Consecutive Years Winning Bowl

Rk	Team	Years	Wins
1.	Florida State	1985-95	11
2.	UCLA	1982-88	7
3.	Georgia Tech	1951-56	6
	Nebraska	1970-75	6
	Alabama	1975-80	6
6.	Clemson	1986-93	5
	Penn State	1979-83	5
	Marshall	1998-02	5
	Boston College	2000-04	5

Clemson's Bowl Results (14-13)

Year	Bowl	Site	Opponent	W-L	Score
1939	Cotton	Dallas, TX	Boston College	W	6-3
1948	Gator	Jacksonville, FL	Missouri	W	24-23
1950	Orange	Miami, FL	Miami (FL)	W	15-14
1951	Gator	Jacksonville, FL	Miami (FL)	L	0-14
1956	Orange	Miami, FL	Colorado	L	21-27
1958	Sugar	New Orleans, LA	Louisiana State	L	0-7
1959	Bluebonnet	Houston, TX	Texas Christian	W	23-7
1977	Gator	Jacksonville, FL	Pittsburgh	L	3-34
1978	Gator	Jacksonville, FL	Ohio State	W	17-15
1979	Peach	Atlanta, GA	Baylor	L	18-24
1982	Orange	Miami, FL	Nebraska	W	22-15
1985	Independence	Shreveport, LA	Minnesota	L	13-20
1986	Gator	Jacksonville, FL	Stanford	W	27-21
1987	Citrus	Orlando, FL	Penn State	W	35-10
1988	Citrus	Orlando, FL	Oklahoma	W	13-6
1989	Gator	Jacksonville, FL	West Virginia	W	27-7
1990	Hall of Fame	Tampa, FL	Illinois	W	30-0
1991	Citrus	Orlando, FL	California	L	13-37
1993	Peach	Atlanta, GA	Kentucky	W	14-13
1995	Gator	Jacksonville, FL	Syracuse	L	0-41
1996	Peach	Atlanta, GA	Louisiana State	L	7-10
1997	Peach	Atlanta, GA	Auburn	L	17-21
1999	Peach	Atlanta, GA	Mississippi State	L	7-17
2000	Gator	Jacksonville, FL	Virginia Tech	L	20-41
2001	Humanitarian	Boise, ID	Louisiana Tech	W	49-24
2002	Tangerine	Orlando, FL	Texas Tech	L	15-55
2003	Peach	Atlanta, GA	Tennessee	W	27-14
2005	Champs Sports	Orlando, FL	Colorado		

Note: Years are regular season, not necessarily the calendar year the game was played.

2005 ACC Bowl Schedule

Date	Bowl	Location	ACC Team	Opponent	Time
12-27	Champs Sports	Orlando, FL	Clemson	Colorado	5:00
12-28	MPC Computers	Boise, ID	Boston College	Boise State	4:30
12-29	Emerald	San Francisco, CA	Georgia Tech	Utah	4:30
12-30	Gaylord Hotels Music City	Nashville, TN	Virginia	Minnesota	12:00
12-30	Chick-fil-A Peach	Atlanta, GA	Miami (FL)	Louisiana State	7:30
12-31	Meineke Car Care	Charlotte, NC	N.C. State	South Florida	11:00
1-2	Toyota Gator	Jacksonville, FL	Virginia Tech	Louisville	12:30
1-3	FedEx Orange	Fort Lauderdale, FL	Florida State	Penn State	8:00

° - AM; Note: All times are PM and EST unless otherwise noted.





Clemson Bowl Records



Clemson Team Bests

Points			
Most:	49	vs. Louisiana Tech	2001 Humanitarian
Fewest:	0	vs. 3 teams	

First Downs			
Most:	28	vs. Louisiana Tech	2001 Humanitarian
Fewest:	4	vs. Auburn	1998 Peach

Yards Total Offense			
Most:	548	vs. Louisiana Tech	2001 Humanitarian
Fewest:	146	vs. Auburn	1998 Peach

Total Plays			
Most:	90	vs. Mississippi State	1999 Peach
Fewest:	51	vs. Boston College	1940 Cotton

Yards Per Play			
Most:	6.5	vs. Louisiana Tech	2001 Humanitarian
Fewest:	2.7	vs. Syracuse	1996 Gator

Rushing Attempts			
Most:	64	vs. Louisiana State	1959 Sugar
Fewest:	27	by Auburn	1998 Peach

Rushing Yards			
Most:	285	vs. Penn State	1988 Citrus
Fewest:	41	vs. Texas Tech	2002 Tangerine

Yards Per Rush			
Most:	5.28	vs. Penn State	1988 Citrus
Fewest:	1.31	vs. Baylor	1979 Peach

Pass Attempts			
Most:	56	vs. Mississippi State	1999 Peach
	56	vs. Texas Tech	2002 Tangerine
Fewest:	4	vs. Boston College	1940 Cotton
	4	vs. Louisiana State	1959 Sugar

Pass Completions			
Most:	25	vs. Mississippi State	1999 Peach
	25	vs. Texas Tech	2002 Tangerine
Fewest:	2	vs. Boston College	1940 Cotton
	2	vs. Louisiana State	1959 Sugar

Passing Yards			
Most:	319	vs. Texas Tech	2002 Tangerine
Fewest:	23	vs. Louisiana State	1959 Sugar

Interceptions			
Most:	5	vs. Mississippi State	1999 Peach

Completion Percentage			
Highest:	69.6	(16-23) vs. Illinois	1991 Hall of Fame
Lowest:	30.0	vs. Miami (FL)	1952 Gator
	30.0	vs. Louisiana State	1996 Peach

Punts			
Most:	11	vs. Boston College	1940 Cotton
Fewest:	1	vs. Missouri	1949 Gator

Punting Average			
Highest:	49.3	(6-296) vs. Syracuse	1996 Gator
Lowest:	29.7	vs. Louisiana State	1959 Sugar

Fumbles			
Most:	5	vs. Boston College	1940 Cotton
	5	vs. Ohio State	1978 Gator
	5	vs. Minnesota	1985 Independence
Fewest:	0	vs. Colorado	1957 Orange
	0	vs. Virginia Tech	2001 Gator

Fumbles Lost			
Most:	3	vs. Minnesota	1985 Independence
Fewest:	0	vs. many teams	

Penalties

Most:	10	vs. Illinois	1991 Hall of Fame
	10	vs. Kentucky	1993 Peach Bowl
Fewest:	0	vs. Miami (FL)	1952 Gator

Penalty Yards			
Most:	82	vs. Mississippi State	1999 Peach
Fewest:	0	vs. Miami (FL)	1952 Gator

Turnovers			
Most:	6	vs. Mississippi State	1999 Peach
Fewest:	0	vs. Penn State	1988 Citrus
	0	vs. Illinois	1991 Hall of Fame

Punt Returns			
Most:	6	vs. four teams	
Fewest:	0	vs. Missouri	1949 Gator
	0	vs. Kentucky	1993 Peach
	0	vs. Virginia Tech	2001 Gator

Punt Return Yards			
Most:	77	vs. Auburn	1998 Peach
Fewest:	-8	vs. Ohio State	1978 Gator

Kickoff Returns			
Most:	7	vs. Texas Tech	2002 Tangerine
Fewest:	0	vs. Boston College	1940 Cotton
	0	vs. Louisiana State	1996 Peach
	0	vs. Tennessee	2004 Peach

Kickoff Return Yards			
Most:	162	vs. Texas Tech	2002 Tangerine
Fewest:	0	vs. Boston College	1940 Cotton
	0	vs. Louisiana State	1996 Peach
	0	vs. Tennessee	2004 Peach

Interception Return Yards			
Most:	46	vs. Penn State	1988 Citrus

Clemson Individual Bests

Rushing Attempts			
31	by Fred Cone vs. Miami (FL)	1951 Orange	

Rushing Yards			
151	by Raymond Priestler vs. Louisiana State	1996 Peach	

Rushing Touchdowns			
3	by Tracy Johnson vs. Penn State	1988 Citrus	

All-Purpose Yards			
231	by Derrick Hamilton vs. Texas Tech	2002 Tangerine	(72 receiving, 113 KOR, 46 PR)

Longest Rush			
62	by DeChane Cameron vs. California	1992 Citrus	

Longest Scoring Rush			
62	by DeChane Cameron vs. California	1992 Citrus	

Pass Attempts			
50	by Brandon Streeter vs. Mississippi State	1999 Peach	

Pass Completions			
24	by Brandon Streeter vs. Mississippi State	1999 Peach	

Passing Yards			
301	by Brandon Streeter vs. Mississippi State	1999 Peach	

Longest Pass			
68	by Harvey White to Gary Barnes vs. TCU	1959 Bluebonnet	

Longest Scoring Pass			
68	by Harvey White to Gary Barnes vs. TCU	1959 Bluebonnet	

Passing Touchdowns			
4	by Woodrow Dantzler vs. Louisiana Tech	2001 Humanitarian	

Passes Had Intercepted

4	by Billy Hair vs. Miami (FL), 1952	Gator
4	by Steve Fuller vs. Pittsburgh	1977 Gator
4	by Brandon Streeter vs. Mississippi State	1999 Peach
4	by Charlie Whitehurst vs. Texas Tech	2002 Tangerine

Receptions			
8	by Perry Tuttle vs. Baylor	1979 Peach	

Receiving Yards			
147	by Brian Wofford (6 rec.) vs. Mississippi State	1999 Peach	

Receiving Average			
24.5	by Brian Wofford (6-147) vs. Mississippi State	1999 Peach	Note: Minimum of five receptions.

Touchdown Receptions			
1	by 11 players		

Interceptions			
2	by Don Wade vs. Miami (FL)	1951 Orange	

Interception Return Yards			
46	by Dorian Marable vs. Penn State	1988 Citrus	

Longest Interception Return			
46	by Dorian Marable vs. Penn State	1988 Citrus	

Field Goals			
3	by Donald Igwebuike vs. Nebraska	1982 Orange	
3	by Chris Gardocki vs. Illinois	1991 Hall of Fame	

Longest Field Goal			
49	by Obed Ariri vs. Pittsburgh	1977 Gator	

Most Bowls With a Field Goal			
3	by Obed Ariri		
	1 vs. Pittsburgh	1977 Gator	
	1 vs. Ohio State	1978 Gator	
	1 vs. Baylor	1979 Peach	
3	by Chris Gardocki		
	2 vs. Oklahoma	1989 Citrus	
	2 vs. West Virginia	1989 Gator	
	3 vs. Illinois	1991 Hall of Fame	

Punts			
10	by Kevin Laird vs. Louisiana State	1996 Peach	

Punting Average			
49.3	(6-296) by Chris McNally vs. Syracuse	1996 Gator	

Longest Punt			
67	by Banks McFadden vs. Boston College	1940 Cotton	

Punt Returns			
6	by Billy Hair vs. Miami (FL)	1952 Gator	

Punt Return Yards			
73	by Billy Hair vs. Miami (FL)	1952 Gator	

Longest Punt Return			
58	by Derrick Hamilton vs. Tennessee	2004 Peach	

Kickoff Returns			
5	by Derrick Hamilton vs. Texas Tech	2002 Tangerine	

Kickoff Return Yards			
113	by Derrick Hamilton vs. Texas Tech	2002 Tangerine	

Longest Kickoff Return			
72	by Billy Hair vs. Miami (FL)	1952 Gator	

Tackles			
22	by Bubba Brown vs. Ohio State	1978 Gator	



Clemson Bowl Records



Opponent Team Bests

Points			
Most:	55	by Texas Tech	2002 Tangerine
Fewest:	0	by Illinois	1991 Hall of Fame Bowl

First Downs			
Most:	30	by Pittsburgh	1977 Gator
Fewest:	5	by Miami (FL)	1952 Gator

Total Offense Yards			
Most:	566	by Pittsburgh	1977 Gator
Fewest:	159	by Texas Christian	1959 Bluebonnet

Plays			
Most:	88	by Pittsburgh	1977 Gator
Fewest:	46	by Miami (FL)	1951 Orange

Yards Per Play			
Most:	7.02	by Texas Tech	2002 Tangerine
Fewest:	2.84	by Texas Christian	1959 Bluebonnet

Rushing Attempts			
Most:	55	by Minnesota	1985 Independence
Fewest:	26	by Louisiana Tech	2001 Humanitarian
	26	by Tennessee	2004 Peach

Rushing Yards			
Most:	279	by Colorado	1957 Orange
Fewest:	38	by Tennessee	2004 Peach

Yards Per Rush			
Most:	5.37	by Colorado	1957 Orange
Fewest:	1.38	by Baylor	1979 Peach

Pass Attempts			
Most:	59	by Louisiana Tech	2001 Humanitarian
Fewest:	2	by Miami (FL)	1952 Gator

Pass Completions			
Most:	39	by Texas Tech	2002 Tangerine
Fewest:	2	by Miami (FL)	1952 Gator
	2	by Colorado	1957 Orange

Passing Yards			
Most:	464	by Texas Tech	2002 Tangerine
Fewest:	27	by Colorado	1957 Orange

Interceptions			
Most:	5	by Mississippi State	1999 Peach

Completion Percentage			
Highest:	80.0	by Ohio State	1978 Gator
Lowest:	17.9	by Boston College	1940 Cotton

Punts			
Most:	10	by Boston College	1940 Cotton
Fewest:	2	by Virginia Tech	2001 Gator

Punting Average			
Highest:	51.0	by Penn State	1988 Citrus
Lowest:	29.7	by Texas Tech	2002 Tangerine

Fumbles			
Most:	8	by Colorado	1957 Orange
Fewest:	0	by many	

Fumbles Lost			
Most:	3	by Colorado	1957 Orange
	3	by West Virginia	1989 Gator
Fewest:	0	by many	

Penalties			
Most:	21	by Mississippi State	1999 Peach
Fewest:	2	by Virginia Tech	2001 Gator

Penalty Yards			
Most:	188	by Mississippi State	1999 Peach
Fewest:	20	by Virginia Tech	2001 Gator

Turnovers

Most:	4	by Miami (FL)	1951 Orange
	4	by West Virginia	1989 Gator
	4	by Illinois	1991 Hall of Fame

Punt Returns			
Most:	6	by Texas Tech	2002 Tangerine
Fewest:	0	by Missouri	1949 Gator
	0	by Minnesota	1985 Independence

Punt Return Yards			
Most:	124	by California	1992 Citrus
Fewest:	0	by Missouri	1949 Gator
	0	by Minnesota	1985 Independence
	0	by West Virginia	1989 Gator

Kickoff Returns			
Most:	7	by Louisiana Tech	2001 Humanitarian
Fewest:	1	by many	

Kickoff Return Yards			
Most:	150	by Louisiana Tech	2001 Humanitarian
Fewest:	10	by Pittsburgh	1977 Gator
	10	by Texas Tech	2002 Tangerine

Opponent Individual Bests

Rushing Attempts			
23	by John Bayuk of Colorado	1957 Orange	
23	by Kevin Faulk of Louisiana State	1996 Peach	

Rushing Yards			
121	by John Bayuk of Colorado	1957 Orange	

Rushing Touchdowns			
3	by Lee Suggs of Virginia Tech	2001 Gator	

Longest Rush			
45	by Frank Smith of Miami (FL)	1951 Orange	
45	by Andre Kendrick of Virginia Tech	2001 Gator	

Longest Scoring Rush			
26	by Howard Cook of Colorado	1957 Orange	
26	by Roger Craig of Nebraska	1982 Orange	

Pass Attempts			
55	by Casey Clausen of Tennessee	2004 Peach	

Pass Completions			
32	by Kliff Kingsbury of Texas Tech	2002 Tangerine	

Passing Yards			
387	by Matt Cavanaugh of Pittsburgh	1977 Gator	

Longest Pass			
78	by Bob Schneidenbach to Ed Lutes of Miami (FL)	1951 Orange	

Longest Scoring Pass			
56	by Donovan McNabb to Marvin Harrison of Syracuse	1996 Gator	

Passing Touchdowns			
4	by Matt Cavanaugh of Pittsburgh	1977 Gator	

Receptions			
10	by Gordon Jones of Pittsburgh	1977 Gator	
10	by Delwyn Daigre of Louisiana Tech	2001 Humanitarian	

Receiving Yards			
178	by Delwyn Daigre of Louisiana Tech	2001 Humanitarian	

Receiving Average			
24.7	by Marvin Harrison of Syracuse	1996 Gator	
Note: Minimum of five receptions.			

Receiving Touchdowns			
3	by Elliott Walker of Pittsburgh	1977 Gator	

Field Goals

3	by Doug Brien of California	1992 Citrus
3	by Jaret Holmes of Auburn	1998 Peach

Longest Field Goal			
52	by Jaret Holmes of Auburn	1998 Peach	

Punt Return Yards			
124	by Brian Treggs of California	1992 Citrus	

Longest Punt Return			
72	by Brian Treggs of California	1992 Citrus	

Bowl Records By Quarters

Cumulative Score by Periods					
Team	1st	2nd	3rd	4th	Total
Clemson	85	145	115	118	463
Opponents	118	159	100	143	520

Most Points, First Quarter			
Clemson:	14	vs. Missouri	1949 Gator
Opponent:	20	by Syracuse	1996 Gator

Most Points, Second Quarter			
Clemson:	20	vs. Stanford	1986 Gator
Opponent:	20	by Colorado	1957 Orange

Most Points, Third Quarter			
Clemson:	28	vs. Louisiana Tech	2001 Humanitarian
Opponent:	14	by Miami (FL)	1951 Orange
	14	by Syracuse	1996 Gator

Most Points, Fourth Quarter			
Clemson:	20	vs. Texas Christian	1959 Bluebonnet
Opponent:	15	by Auburn	1998 Peach

Most Points, First Quarter, Both Teams			
20	California (17), Clemson (3)	1992 Citrus	
20	Syracuse (20), Clemson (0)	1996 Gator	

Most Points, Second Quarter, Both Teams			
21	Clemson (14), Tennessee (7)	2004 Peach	

Most Points, Third Quarter, Both Teams			
28	Clemson (28), Louisiana Tech (0)	2001 Humanitarian	

Most Points, Fourth Quarter, Both Teams			
21	Clemson (7), Mississippi State (14)	1999 Peach	

Most Points, First Half, Both Teams			
38	Clemson (24), Tennessee (14)	2004 Peach	

Most Points, Second Half, Both Teams			
49	Clemson (35), Louisiana Tech (14)	2001 Humanitarian	





1940 Cotton Bowl



Clemson	6
Boston College	3
January 1, 1940	
Cotton Bowl • Dallas, TX	

Head Coaching Matchup	
Clemson:	Jess Neely
Boston College:	Frank Leahy
Records & AP Ranking Entering Game	
Clemson:	8-1 12th
Boston College:	9-1 11th

Jess Neely's last Clemson team won eight games in the regular season with just one loss to a Tulane team that would finish the season with an 8-1-1 record and #5 ranking by the **Associated Press**. The 8-1 Tigers were rewarded with an invitation to play Boston College in the fourth Cotton Bowl, but Clemson first had to get permission from the Southern Conference, which they immediately granted. The 1939 season not only resulted in Clemson's first bowl appearance, but also the Tigers' first, First-Team **Associated Press** All-American, Banks McFadden.

On the last play of the first quarter, Bru Trexler punted to Boston College's Charlie O'Rourke, who fielded the punt on the Clemson 40 and returned it to the 13. Two running plays lost 10 yards, but on third down Frank Davis gained six. Alex Lukachik then kicked a 34-yard field goal to put the Eagles up, 3-0.

Clemson's scoring drive began when McFadden returned a punt to the 33. Charlie Timmons rushed for 15 yards in two plays, and two plays after that, McFadden hit Wister Jackson with a 16-yard

Boston College at its 20. The Eagles fumbled on first down and Clemson's George Fritts recovered at the 24. The Tigers could do nothing with the gift, however, as Joe Blalock fumbled after a short pass.

The game turned into a defensive struggle in the second half, although Boston College did penetrate deep into Clemson territory on two occasions. The Eagles took the opening kickoff to the Clemson 19, but a holding penalty and an incomplete pass ended the threat and BC was forced to punt.

Late in the game, the Eagles drove to the Clemson 11 yard line, but Bryant and McFadden each broke up two passes and Clemson took over possession on downs.

McFadden effectively bottled up the Eagles other than those drives with his punting. His 44-yard average on 11 kicks, including two boots for 51 and 55 yards in the second half, prevented Boston College from getting good field position, and the Clemson defense made the 6-3 score stand.

pass to the Eagle 20. Timmons ran the final 20 yards in three carries, but Shad Bryant missed the extra point.

Later in the quarter, a 51-yard punt by McFadden started

Game Stats					
Clemson	0	6	0	0	6
Boston College	0	3	0	0	3
BCO Lukachik 34 FG					
CU Timmons 2 run (Bryant kick failed)					
Attendance - 20,000					
Team Statistics		CU		BCO	
First Downs		11		9	
Rushes-Yards		47-204		37-102	
Passing Yards		35		75	
Passes		2-4-1		4-23-1	
Total Offense		239		177	
Punts		11-44.0		10-42.0	
Turnovers		4		3	
Individual Rushing (Att-Yds-TD)					
CU Timmons 27-115-1, Bryant 14-56, McFadden 6-33					
BCO Ananis 11-43, O'Rourke 8-41					
Individual Passing (Comp-Att-Int-Yds-TD)					
CU McFadden 2-3-0-35-0, Blalock 0-1-1-0-0					
BCO Toczowski 4-23-1-73-0					
Individual Receiving (Catches-Yds)					
CU Blalock 1-19, Jackson 1-16					



1949 Gator Bowl



Clemson	24
Missouri	23
January 1, 1949	
Gator Bowl • Jacksonville, FL	

Head Coaching Matchup	
Clemson:	Frank Howard
Missouri:	Don Faurot
Records & AP Ranking Entering Game	
Clemson:	9-0 11th
Missouri:	8-2 NR

Clemson opened the 1948 season with a 53-0 shutout of Presbyterian in the Tigers' first-ever night home game and they closed the regular season with a 20-0 blanking of The Citadel in the first game played at the Bulldogs' Johnson Hagood Stadium. In between, the Tigers shut out three more opponents and beat five others on the way to a 10-0 record, a #11 ranking in the polls, and an invitation to play Missouri in the fourth Gator Bowl.

Clemson kicked off, but three plays later Missouri fumbled and Clemson's Bob Martin recovered at the 19. A pass interference call gave Clemson the ball at the one, and Fred Cone scored from there. Jack Miller added the point.

Ray Mathews recovered a Missouri fumble later in the quarter to give Clemson the ball at its 35. Mathews took the next play for 26 yards and five plays later Bobby Gage passed to Martin for 19 more. Cone scored for the second time from the one, and Miller's conversion gave the Southern Conference champs a 14-0 lead.

After a kickoff, Missouri launched an 80-yard drive to score its first touchdown. Harold Entsminger

south 46. Missouri kept the ball on the ground and Entsminger carried over from the one for the score. Dawson added his second point after and the game was tied up at 14.

Clemson took the second-half kickoff and used up six minutes of clock on the way to its third touchdown. Gage ran and passed for 19 yards on two separate plays and the Tigers scored on a flea-flicker pass from Cone to Gage to John Poulos. Miller completed the 80-yard drive with his third PAT.

A Missouri punt rolled dead at the Clemson one, and after an incomplete pass, Gage threw a pass that hit the ground in the end zone and was ruled a safety. Clemson's lead was then cut to 21-16.

Clemson then launched an 11-play surge to the Missouri 12. Miller kicked a 32-yard field goal that would prove to be the winning points.

Dave Ashley returned the kickoff to the Missouri 40, and seven plays later, Richard Braznell passed to Kenneth Bounds for a 20-yard touchdown. Dawson added the point to bring Missouri within one point with five minutes left. Clemson took the kickoff and ran out the clock to preserve the win.

capped the 13-play march with a quarterback sneak.

Gage was intercepted on the next Clemson drive and Wilbur Volz returned the theft to the Mis-

Game Stats

Clemson	14	0	7	3	24
Missouri	0	14	2	7	23
CU	Cone 1 run (Miller kick)				
CU	Cone 1 run (Miller kick)				
MIZ	Entsminger 2 run (Dawson kick)				
MIZ	Entsminger 1 run (Dawson kick)				
CU	Poulos 9 pass from Gage (Miller kick)				
MIZ	Safety (Gage pass grounded in endzone)				
CU	Miller 32 FG				
MIZ	Bounds 20 pass from Braznell (Dawson kick)				
Attendance - 35,273					
Team Statistics		CU		MIZ	
First Downs		19		16	
Rushes-Yards		42-186		52-225	
Passing Yards		112		73	
Passes		10-23-1		4-8-0	
Total Offense		298		298	
Punts		1-35.0		3-31.0	
Individual Rushing (Att-Yds-TD)					
CU	Mathews 11-73, Cone 14-72-2, Gage 15-25				
MIZ	Entsminger 17-77-2, Carras 12-73, Braznell 15-37				
Individual Passing (Comp-Att-Int-Yds-TD)					
CU	Gage 10-23-1-112-1				
MIZ	Braznell 2-2-0-57-1, Entsminger 2-6-0-16-0				
Individual Receiving (Catches-Yds-TD)					
CU	Thompson 4-48, Poulos 3-28-1, Martin 1-19				
MIZ	Bounds 2-57-1, Sheehan 1-8, Wren 1-8				





1951 Orange Bowl



Clemson	15
Miami (FL)	14
January 1, 1951	
Orange Bowl • Miami, FL	

Head Coaching Matchup	
Clemson:	Frank Howard
Miami (FL):	Andy Gustafson
Records & AP Ranking Entering Game	
Clemson:	8-0-1 10th
Miami (FL):	9-0-1 15th

Clemson's bid for a repeat of the 1948 perfect season ended when the Tigers had to rely on the toe of Charlie Radcliff to tie South Carolina after three season-opening shutouts. Clemson regrouped, however, with a 13-12 win at Wake Forest and then won the remaining four games by convincing margins. The Tigers' 8-0-1 mark and second-place finish in the Southern Conference earned them a bid to play Miami, who was also undefeated at 9-0-1, in the 17th Orange Bowl.

After a scoreless first quarter, Clemson got on track with a 45-yard pass from Billy Hair to Bob Hudson that put the Tigers at the Miami one. Fred Cone capped the 76-yard drive with a sweep for the score and Radcliff tacked on the extra point.

Clemson mounted a six-play, 70-yard drive in the third quarter for its second touchdown. Hair threw a 31-yard pass to Ray Mathews, who, as the papers said, "made a circus catch with two men on his back," to move the Tigers to the Miami 28. Hair tossed a pass to Glenn Smith at the Miami seven and Smith scrambled in for the score.

the Tigers for unnecessary roughness. On the next play, Frank Smith ran a reverse for 45 yards to move to the Clemson five. Harry Mallios took a pitch from quarterback Bob Schneidenbach in for the score and Gordon Watson added the conversion.

Miami drove 95 yards in just five plays for its second score of the game. Ed Lutes caught a pass at midfield and rambled down to the Clemson 17 before he was stopped. On fourth down, Jack Hackett threw to Frank Smith for the score and Watson's point put Miami in the lead for the first time, 14-13.

Mallios' 80-yard punt return was called back and two clipping infractions along with one unnecessary roughness penalty put Miami in a deep hole with six minutes left in the game. Frank Smith took a pitch-out from Hackett, but before Smith could get out of the end zone, Sterling Smith, a second-team defensive guard for Clemson, tripped him up for a safety, and Clemson led 15-14. Don Wade ended the last Miami threat with an interception, his second of the game, and Clemson ran out the clock.

Miami caught fire two minutes later when Jack Delbello intercepted a pass in the Clemson end zone and returned it to the 40, and then a 10-yard penalty was assessed

Game Stats

Clemson	0	7	6	2	15
Miami (FL)	0	0	14	0	14
CU Cone 1 run (Radcliff kick)					
CU G. Smith 21 pass from Hair (kick blocked)					
MIA Mallios 5 run (Watson kick)					
MIA F. Smith 17 pass from Hackett (Watson kick)					
CU Safety, F. Smith tackled in endzone by Sterling Smith					
Attendance - 65,181					
Team Statistics			CU	MIA	
First Downs			19	7	
Rushes-Yards			57-152	31-122	
Passing Yards			178	100	
Passes			9-18-3	5-15-4	
Total Offense			330	222	
Punts			4-30.0	5-40.2	
Turnovers			4	4	
Individual Rushing (Att-Yds-TD)					
CU Cone 31-81-1, Hair 10-48, Calvert 7-29					
MIA F. Smith 15-87, Mallios 9-25-1, Czaplinski 2-6					
Individual Passing (Comp-Att-Int-Yds-TD)					
CU Hair 9-16-3-178-1, Calvert 0-1-0-0-0, Mathews 0-1-0-0-0					
MIA Schneidenbach 3-9-3-78-0, Hackett 1-5-1-17-1					
Individual Receiving (Catches-Yds-TD)					
CU G. Smith 6-93-1, Mathews 2-39, Hudson 1-46					
MIA F. Smith 2-19-1, Lutes 1-78, Mallios 1-(-2)					



1952 Gator Bowl



Miami (FL)	14
Clemson	0
January 1, 1952	
Gator Bowl • Jacksonville, FL	

Head Coaching Matchup	
Clemson:	Frank Howard
Miami (FL):	Andy Gustafson
Records & AP Ranking Entering Game	
Clemson:	7-2 19th
Miami (FL):	7-3 NR

Clemson won the first three games of the 1951 season as well as the last four. In between, however, the Tigers dropped games to Pacific and South Carolina on the road. The Gator Bowl Committee invited Clemson with its 7-2 record to play Miami (FL) in a rematch of the 1951 Orange Bowl, but the Southern Conference had decided to ban its teams from any bowl competition that season. Clemson and Maryland accepted bowl bids anyway, and were prohibited from playing any other conference team except each other the next year.

The Tigers opened the game with a bang as Billy Hair took Elmer Tremont's kickoff and returned it 72 yards to the Miami 26, but Clemson could only make six yards in four downs and the Tigers turned the ball over.

After an exchange of punts, Miami mounted an 82-yard drive to score the game's first touchdown. The drive was highlighted by quarterback Jack Hackett's only two passes of the game - a 15-yarder to Frank McDonald and a 40-yard throw to Ed Lutes. Two plays later, fullback Harry Mallios took the pitch and ran 11 yards for the score. Tremont added the

extra point and Miami led, 7-0. Miami defensive back Jim Dooley intercepted the first of four passes to kill the Clemson drive at the Miami 15. His interception total is still an NCAA record for an individual in a bowl game. Clemson got the ball back after a punt, but on fourth down, defensive end Leo Martin blocked Hair's punt at the Clemson 32. Mallios converted twice on fourth down to keep the drive going, and he scored from two yards out. Tremont converted again and Miami had all the points it needed.

The Clemson defense turned stingy in the second half, as the Tigers did not allow Miami to penetrate their 35 and the Hurricanes did not gain another first down. Miami finished the game with just five first downs and 174 yards of total offense, yet won the game. The Clemson offense moved well, but a fumble at the Miami 18 and three Dooley interceptions inside the 20 kept Clemson off the scoreboard as Miami handed the Tigers their first bowl loss in history.

extra point and Miami led, 7-0.

Miami defensive back Jim Dooley intercepted the first of four passes to kill the Clemson drive at the Miami 15. His inter-

Game Stats					
Clemson	0	0	0	0	0
Miami (FL)	7	7	0	0	14
MIA Mallios 11 run (Tremont kick)					
MIA Mallios 2 run (Tremont kick)					
Attendance - 37,208					
Team Statistics		CU		MIA	
First Downs		14		5	
Rushes-Yards		44-145		50-119	
Passing Yards		88		55	
Passes		6-20-4		2-2-0	
Total Offense		64-233		52-174	
Punts		4-30.5		9-44.4	
Turnovers		5		0	
Individual Rushing (Att-Yds-TD)					
CU Gressette 16-64, Hair 12-35, Shirley 7-33					
MIA Mallios 20-50-2, Bow 13-33, Dooley 8-18					
Individual Passing (Comp-Att-Int-Yds-TD)					
CU Hair 6-20-4-88-0					
MIA Hackett 2-2-0-55-0					
Individual Receiving (Catches-Yds)					
CU Smith 4-55, Kempson 1-31, Gressette 1-2					
MIA Lutes 1-40, McDonald 1-15					



1957 Orange Bowl



Colorado	27
Clemson	21
January 1, 1957	
Orange Bowl • Miami, FL	

Head Coaching Matchup	
Clemson:	Frank Howard
Colorado:	Dal Ward
Records & AP Ranking Entering Game	
Clemson:	7-1-2 19th
Colorado:	7-2-1 20th

Clemson claimed its first Atlantic Coast Conference championship in 1956 on the strength of a 4-0-1 league mark. The Tigers were 7-1-2 overall and were a surprise choice to participate in the 22nd Orange Bowl, as only three weeks before their selection, the Tigers had been shut out by Miami, 21-0, in the same stadium. Colorado, which was 7-2-1 and the Big-Seven runnerup, was chosen as Clemson's opponent.

After a scoreless first quarter, Colorado got on track with a seven-play, 75-yard drive. The Buffaloes' catalyst was a 26-yard run by Bob Stransky that moved the ball to the Clemson 23. Four plays later, John "The Beast" Bayuk scored from the two. Ellwin Indorf added the point after.

Clemson came out of the lockerroom and marched 69 yards in 15 plays to score on Joel Wells's three-yard run. After a punt, Clemson moved to the 29 on Bob Spooner's two runs. Three plays later, Wells ran 58 yards on a counter trap off the belly series for the Tigers' second score. Bussey's point after made the score 20-14 Colorado.

Clemson recovered the onside kick, but the Tigers were forced to punt. Colorado then fumbled at its 11 and Tommy Sease recovered. Spooner, who had been the workhorse on the first scoring drive, carried the ball in from the one, and with Bussey's third extra point, Clemson led for the first time at 21-20.

Although leading, Bussey attempted a second onside kick. Colorado recovered and marched 53 yards in eight plays to go ahead for good on Bayuk's one-yard plunge. Indorf kicked the extra point and the Buffaloes led, 27-21. The two teams traded turnovers, and Colorado ran out the clock.

Frank Howard's threatened resignation during halftime inspired the comeback in the second half. "I told them I was going to resign if they didn't play better in the second half. I told them I didn't want to be associated with any team that played like that."

When Howard met Colorado Head Coach Dal Ward at midfield, Ward asked him what was the matter with his team. Howard said "I just don't know."

Later, Howard explained that his team refused to block in the first half, but in the second half, they got down to business. He had words of praise for John Bayuk, Colorado's fullback, and said he was as good as any fullback that Clemson had faced.

Game Stats

Clemson	0	0	14	7	21
Colorado	0	20	0	7	27

COL Bayuk 2 run (Indorf kick), 2nd, 9:08

COL Dowler 6 run (Cook kick), 2nd, 6:53

COL Cook 26 run (Kick failed) 2nd, 4:02

CU Wells 3 run (Bussey kick), 3rd, 6:07

CU Wells 58 run (Bussey kick), 3rd, 0:27

CU Spooner 1 run (Bussey kick), 4th, 11:12

COL Bayuk 1 run (Indorf kick), 4th, 7:13

Attendance - 72,552

Team Statistics	CU	COL
First Downs	14	16
Rushes-Yards	60-217	52-279
Passing Yards	25	27
Passes	4-9-2	2-4-0
Total Offense	69-242	56-306

Individual Rushing (Att-Yds-TD)

CU Wells 18-125-2, Spooner 18-65-1, Hayes 9-28

COL Bayuk 23-121-2, Stransky 7-59, Dove 6-36

Individual Passing (Comp-Att-Int-Yds-TD)

CU Bussey 3-8-2-9-0, Turbeville 1-1-0-16-0

COL Morley 1-1-0-18-0, Stransky 1-1-0-0-0, Dowler 0-1-0-0-0

Individual Receiving (Catches-Yds-TD)

CU Horne 2-(-7), Lawrence 1-16 W. Smith 1-16

COL Clark 1-18, Dowler 1-9



1959 Sugar Bowl



Louisiana State	7
Clemson	0
January 1, 1959	
Tulane-Sugar Bowl Stadium • New Orleans, LA	

Head Coaching Matchup	
Clemson:	Frank Howard
Louisiana State:	Paul Dietzel
Records & AP Ranking Entering Game	
Clemson:	8-2 12th
Louisiana State:	10-0 1st

South Carolina, who had been shut out by Clemson the previous two years, scored 20 second half points to take a 26-6 win over Frank Howard's 1958 team. The only other blemish on the ACC Champions' 8-2 regular season record was a 13-0 loss at Georgia Tech. For their efforts, the Tigers were invited to play the nation's number-one team, Louisiana State, in the 25th Sugar Bowl.

Louisiana State drove deep into Clemson territory three times in the first half, but two fumbles and a thwarted fake field goal killed the drives. Clemson could do no better, though, as none of its first six drives went past midfield.

Clemson moved to the Louisiana State 27 yard line on its first drive of the second half, but a fumble gave the ball back to the other set of Tigers. On Clemson's next possession, Louisiana State got the break it had been looking for. On fourth down, the ball slipped out of snapper Paul Snyder's hands and hit up-man Doug Cline in the leg and Duane Leopard recovered for Louisiana State at the Clemson 11.

Louisiana State picked up two yards on its first three tries, but on fourth down halfback Billy Cannon

hit tight end Mickey Mangham in the corner of the endzone for the only score of the game. Cannon kicked the extra point and Louisiana State led 7-0.

Clemson had one last chance late in the fourth quarter. The Tigers started at their 17 and 17 plays later were on the Louisiana State 28, but Harvey White's fourth-down pass to George Utry was incomplete. Louisiana State took over on downs and ran out the clock.

In his usual relaxed way, Coach Frank Howard of Clemson said he was pleased with his team.

"Hell! I think we'd have beat them if that boy had held onto that little screen pass," Howard said. "I was going for those two points and beat them. I didn't think we would hold them to one touchdown, but I didn't think they would shut us out, either."

"Louisiana State has a good team, they rate the #1 spot in the nation. Cannon is quite a boy. Deserves his All-American rating."

"It was a wonderful victory. They're just as fine when you win 'em, 7-0 as 30-0. I'm very happy that we won," said Louisiana State Coach Paul Dietzel, who won the national championship at age 34.

"Clemson proved tougher than most people figured. But we knew we would have to play at our top peak to beat them. They were a good team."

Game Stats

Clemson	0	0	0	0	0
Louisiana State	0	0	7	0	7

LSU Mangham 9 pass from Cannon (Cannon kick), 3rd, 2:31

Attendance - 82,000

Team Statistics	CU	LSU
First Downs	12	9
Rushes-Yards	64-168	37-114
Passing Yards	23	68
Passes	2-4-0	4-11-0
Total Offense	68-191	48-182
Punts	6-32.8	6-41.7

Individual Rushing (Att-Yds)

CU Hayes 17-55, Ustry 10-29, Morgan 10-28

LSU Cannon 13-51, Davis 2-17, Purvis 3-13, Broadnax 3-17

Individual Passing (Comp-Att-Int-Yds-TD)


CU Shingler 1-1-0-12-0, White 1-3-0-11-0

LSU Rabb 2-7-0-33-0, Matherne 1-3-0-26-0, Cannon 1-1-0-9-1

Receiving (Catches-Yds-TD)

CU Cox 1-12, Anderson 1-11

LSU Mangham 2-33-1, McClain 1-26, Cannon 1-9





1959 Bluebonnet Bowl



Clemson	23
Texas Christian	7
December 19, 1959	
Rice Stadium • Houston, TX	

Head Coaching Matchup	
Clemson:	Frank Howard
Texas Christian:	Abe Martin
Records & AP Ranking Entering Game	
Clemson:	8-2 11th
Texas Christian:	8-2 7th

The 1959 season was one of firsts, lasts, and other milestones. Clemson won the last "Big Thursday" game with archrival South Carolina, 27-0, one of five opponents the Tigers would whitewash, the second-highest shutout total in a Clemson season. The 9-2 team was Clemson's third ACC Championship unit, and Frank Howard's last bowl team.

After the season-ending win over Furman, Clemson was invited to play Texas Christian in the inaugural Bluebonnet Bowl, which would be the Tigers' second post-season appearance in the calendar year of 1959. The 23-7 win over the Horned Frogs was Clemson's 300th football victory.

Alternate quarterback Lowndes Shingler guided Clemson on a 12-play, 63-yard drive to the Texas Christian five yard line, but the Tigers stalled. Lon Armstrong hit on a 22-yard field goal as the second quarter started, to put Clemson up, 3-0.

Not to be outdone, Texas Christian second-stringer Donald George moved his team on a 12-play, 63-yard drive to the endzone. The Horned Frogs scored the go-ahead touchdown on a 19-yard

through the period. Harvey White's fourth-down pass to George Usry was just one yard short of the needed first down and Texas Christian took over.

Clemson got pass-happy in the final 15 minutes and scored two touchdowns for a comfortable lead. With a third-and-18 situation at its own 32, White threw to Gary Barnes, who caught the ball at midfield and sprinted in for a score. After an interception, Shingler threw to Tommy King coming across the middle for a 23-yard touchdown, but Shingler's point after was wide, and Clemson led, 16-7.

Clemson returned to its running game for its final scoring drive late in the quarter. Shingler, Doug Daigneault, and Ron Scudato moved the Tigers from their 37 to the Texas Christian one and Scudato ran off right tackle for six. Armstrong's kick put the game out of Texas Christian's reach.

The win over the #7 Horned Frogs was the highest-ranked bowl win in Tiger history at the time and is still third-best all-time, trailing only the win over #4 Nebraska in the 1982 Orange Bowl and the win over #6 Tennessee in the 2004 Peach Bowl.

halfback pass from Jack Reding to Harry Moreland.

Neither team scored in the third quarter, but Clemson did drive to the Texas Christian 29 midway

Game Stats

Clemson	0	3	0	20	23
Texas Christian	0	7	0	0	7

CU Armstrong 22 FG

TCU Moreland 19 pass from Reding (Dodson kick)

CU Barnes 68 pass from White (Armstrong kick)

CU King 23 pass from Shingler (kick failed)

CU Scudato 1 run (Armstrong kick)

Attendance - 55,000

Team Statistics	CU	TCU
First Downs	16	12
Rushes-Yards	54-203	39-89
Passing Yards	103	70
Passes	6-13-1	7-17-4
Total Offense	67-306	56-159
Punts	3-37.0	5-32.0
Turnovers	2	4

Individual Rushing (Att-Yds)

CU Shingler 3-65, Daigneault 12-50, Cline 9-33

TCU Spikes 11-33, Harris 8-29, Moreland 7-18

Individual Passing (Comp-Att-I-Yds-TD)

CU White 4-9-1-69-1, Shingler 2-4-0-34-1

TCU Reding 1-2-0-19-1, George 3-7-2-37-0, Dawson 2-4-1-4-0, Sledge 1-3-1-10-0

Individual Receiving (Catches-Yds-TD)

CU Usry 2-5, Barnes 1-68-1, King 1-23-1

TCU Moreland 2-37-1, Harris 2-17, Meyer 1-14



1977 Gator Bowl



Pittsburgh	34
Clemson	3
December 30, 1977	
Gator Bowl • Jacksonville, FL	

Head Coaching Matchup	
Clemson:	Charley Pell
Pittsburgh:	Jackie Sherrill
Records & AP Ranking Entering Game	
Clemson:	8-2-1 11th
Pittsburgh:	8-2-1 10th

Clemson resurfaced in the national spotlight in 1977 after winning eight games and making its first bowl appearance in 18 years. First-year coach Charley Pell guided his team to a 7-6 win at Georgia, a near-upset of eventual National Champion Notre Dame at home, and came within an extra point of claiming the ACC Championship. After Jerry Butler's twisting, diving catch in the end zone beat South Carolina, Clemson accepted the invitation to play defending National Champion Pittsburgh in the 33rd annual Gator Bowl.

Clemson won the opening coin toss, but that was to be the only thing the Tigers would win that night as the Matt Cavanaugh-led Panthers scored six of the 12 times they had the ball, set seven Gator Bowl records, and handed the Tigers one of their 25 worst defeats in history with a 34-3 score.

Cavanaugh threw four touchdown passes (three to fullback Elliott Walker), passed for a Clemson opponent record 387 yards and accounted for 402 yards in total offense. Pitt set a Gator Bowl team record for passing yards and first downs, while Cavanaugh set the individual mark for passing yard-

age. If that was not enough, the Pittsburgh defense stymied the Clemson offense all night by keeping Steve Fuller & Company bottled up or causing turnovers when the Ti-

gers' offense did get on track. Pittsburgh was leading 17-0 when the Tigers began their only scoring drive early in the second quarter. Fuller mixed passes to Anthony King and Butler with runs by Ken Callicutt to move to the Pittsburgh 32. The drive bogged down and Obed Ariri hit on a 49-yard field goal which set the Gator Bowl record for distance.

Fuller led Clemson on offense with 192 yards. He had been named ACC Player-of-the-Year as a junior. Randy Scott (13), Mark Heniford (13), and Bubba Brown led the Tiger defense with double-figure tackle totals.

Although the Tigers were out-classed by the Panthers, the 1977 appearance in the Gator Bowl was the start of a new era of football pride for Clemson.

age. If that was not enough, the Pittsburgh defense stymied the Clemson offense all night by keeping Steve Fuller & Company bottled up or causing turnovers when the Ti-

Game Stats					
Clemson	0	3	0	0	3
Pittsburgh	10	7	7	10	34
PIT	E. Walker 39 pass from Cavanaugh (Schubert kick), 1st, 11:50				
PIT	Schubert 24 FG, 1st, 1:07				
PIT	E. Walker 10 pass from Cavanaugh (Schubert kick), 2nd, 12:04				
CU	Ariri 49 FG, 2nd, 10:05				
PIT	Jones 10 pass from Cavanaugh (Schubert kick), 3rd, 4:29				
PIT	Schubert 21 FG, 4th, 14:52				
PIT	E. Walker 25 pass from Cavanaugh (Trout kick), 4th, 8:02				
Attendance - 72,289					
Team Statistics			CU	PIT	
First Downs			14	30	
Rushes-Yards			36-110	51-179	
Passing Yards			158	387	
Passes			10-23-4	23-37-1	
Total Offense			59-268	88-566	
Punts			4-33.3	3-43.5	
Turnovers			4	2	
Individual Rushing (Att-Yds)					
CU	Fuller 13-34, Callicutt 7-32, Perry 4-22				
PIT	E. Walker 15-53, Hawkins 2-43, Heath 3-23				
Individual Passing (Comp-Att-I-Yds-TD)					
CU	Fuller 10-23-4-158-0				
PIT	Cavanaugh 23-36-0-387-4, Heath 0-1-1-0-0				
Individual Receiving (Catches-Yds-TD)					
CU	Butler 4-64, King 3-30, Weddington 2-57				
PIT	Jones 10-163-1, E. Walker 6-121-3, Reutersham 5-74				





1978 Gator Bowl



Clemson	17
Ohio State	15
December 29, 1978	
Gator Bowl • Jacksonville, FL	

Head Coaching Matchup	
Clemson:	Danny Ford
Ohio State:	Woody Hayes
Records & AP Ranking Entering Game	
Clemson:	10-1 7th
Ohio State:	7-3-1 20th

The 1978 Clemson team was notable for many reasons, and not the least of which was a 17-15 win over Ohio State in the Gator Bowl. The team won 11 games (eight by convincing margins), had the nation's longest winning streak after the bowl game, changed head coaches 19 days before the bowl, and ended the coaching career of Woody Hayes.

The first quarter of new Clemson head coach Danny Ford's first game was scoreless.

The second quarter was unusual in that there were four possessions in the stanza and each team scored twice. Ohio State drove to the Clemson nine on the passing of Art Schlichter, but the Buckeyes had to settle for Bob Atha's 27-yard field goal.

Quarterback Steve Fuller engineered an impressive 80-yard, 15-play drive after the kickoff. Staying mostly on the ground, Fuller ran around left end from four yards out to give Clemson the lead.

Schlichter duplicated Fuller's feat nine plays later, but Clemson right end Steve Gibbs blocked Vlade Janakiewski's extra point try.

Clemson got the ball back with 1:15 remaining

Clemson scored the only points of the third quarter as the running combination of Fuller, Marvin Sims, and Warren Ratchford ground out 83 yards in 18 plays. Cliff Austin went the final yard for the score, and Ariri's conversion gave Clemson a 17-9 cushion.

With 8:11 left in the game, Schlichter scored his second touchdown to bring Ohio State within two points. Jim Stuckey tackled Schlichter on a sweep to prevent the two-point play, and Clemson led 17-15.

Ohio State mounted one final drive. Faced with third-and-five at the Clemson 24, an interception by second-team middle guard Charlie Bauman (the only theft of his four-year career) killed the drive. Bauman was forced out-of-bounds on the Ohio State sideline, and Buckeye coach Woody Hayes swung at the Clemson player. Consecutive unsportsmanlike conduct penalties gave Clemson excellent field position, and Fuller was able to run out the clock, giving Clemson its first win over a Big Ten team.

Bubba Brown led the Clemson defense with 22 tackles, still a school record for tackles in a bowl game. Jim Stuckey added 10 tackles.

in the quarter and Fuller passed his way to the Buckeye 30. With only five seconds left, Ariri hit a 47-yard field goal that gave the Tigers a 10-9 lead at halftime.

Game Stats

Clemson	0	10	7	0	17
Ohio State	0	9	0	6	15
OSU Atha 27 FG, 2nd, 12:08					
CU Fuller 4 run (Ariri kick), 2nd, 5:03					
OSU Schlichter 4 run (kick blocked), 2nd, 1:21					
CU Ariri 47 FG, 2nd, 0:05					
CU Austin 1 run (Ariri kick), 3rd, 2:16					
OSU Schlichter 1 run (run failed), 4th, 8:11					
Attendance - 72,011					
Team Statistics			CU	OSU	
First Downs			20	16	
Rushes-Yards			60-207	44-150	
Passing Yards			123	205	
Passes			9-20-0	16-20-1	
Total Offense			80-330	64-355	
Punts			6-38.3	4-41.5	
Individual Rushing (Att-Yds-TD)					
CU Perry 14-54, Ratchford 10-54, Fuller 17-38-1					
OSU Schlichter 18-70-2, Springs 10-42, Campbell 11-26					
Individual Passing (Comp-Att-I-Yds-TD)					
CU Fuller 9-20-0-123-0					
OSU Schlichter 16-20-1-205-0					
Individual Receiving (Catches-Yds-TD)					
CU Butler 4-44, Tuttle 3-41, Clark 1-28					
OSU Donley 3-44, Barwig 2-51, Hunter 2-49					



1979 Peach Bowl



Baylor	24
Clemson	18
December 31, 1979	
Fulton County Stadium • Atlanta, GA	

Head Coaching Matchup	
Clemson:	Danny Ford
Baylor:	Grant Teaff
Records & AP Ranking Entering Game	
Clemson:	8-3 18th
Baylor:	7-4 19th

Clemson made its third consecutive bowl appearance in 1979 after an 8-3 season. The year included a 19-10 win over Gator Bowl-bound North Carolina and a dramatic, come-from-behind 16-10 victory at Notre Dame. The 1979 season was also Danny Ford's first full campaign as head coach.

The Tigers got on the board first with an eight-play, 66-yard drive highlighted by Billy Lott's 27-yard pass to Lester Brown. Brown scored two plays later on a one-yard dive over the middle and Obed Ariri's point after made the score 7-0 midway through the first period.

Baylor took the lead on two second-quarter touchdown passes from Mike Brannon to Bo Taylor and Robert Holt. Robert Bledsoe converted after both scores and the Southwest Conference representatives led 14-7 at intermission.

Clemson took the second half kickoff and a combination of runs by Lott, Brown, and Tracy Perry took the Tigers to the Baylor 22. The drive stalled there and Ariri's 40-yard field goal narrowed the margin to 14-10.

Quarterback Mickey Elam led Baylor on a 64-

(future All-Pro with the Chicago Bears), led the Baylor defense with 20 tackles. He was a major reason Clemson gained a season low 67 yards rushing in 51 attempts.

Andy Headen began Clemson's furious comeback with a blocked punt that was recovered by James Robinson at the Baylor one. Chuck McSwain scored with 20 seconds left in the game and Lott passed to Jeff McCall for the two-point conversion. Headen recovered the ensuing onside kick, and Lott completed a 30-yard pass to Perry Tuttle to move the Tigers to the Baylor 33. An interception killed the winning touchdown drive, however, and Baylor ran out the remaining seconds for the win.

yard field goal drive after the kickoff, and he later threw a seven-yard touchdown to Raymond Cockrell to push the Bears' lead to 24-10.

Mike Singletary

Game Stats

Clemson	7	0	3	8	18
Baylor	0	14	10	0	24
CU L. Brown 1 run (Ariri kick), 1st, 6:04					
BAY Taylor 3 pass from Brannon (Bledsoe kick), 2nd, 14:55					
BAY Holt 24 pass from Brannon (Bledsoe kick), 2nd, 12:20					
CU Ariri 40 FG, 3rd, 10:36					
BAY Bledsoe 29 FG, 3rd, 8:17					
BAY Cockrell 7 pass from Elam (Bledsoe kick), 3rd, 3:43					
CU McSwain 1 run (McCall pass from Lott), 4th, 0:20					
Attendance - 57,731					
Team Statistics		CU	BAY		
First Downs		20	11		
Rushes-Yards		51-67	45-62		
Passing Yards		213	172		
Passes		17-34-3	8-17-0		
Total Offense		85-280	62-234		
Punts		9-31.5	9-40.7		
Turnovers		3	2		
Individual Rushing (Att-Yds-TD)					
CU L. Brown 25-76-1, Perry 5-28, M. Sims 3-15					
BAY Abercrombie 12-32, Elam 7-13, Brannon 6-12					
Individual Passing (Comp-Att-I-Yds-TD)					
CU Lott 17-34-3-213-0					
BAY Elam 4-11-0-86-1, Brannon 4-6-0-86-2					
Individual Receiving (Catches-Yds-TD)					
CU Tuttle 8-108, Gaillard 4-48, Brown 3-43					
BAY Holt 2-52-1, Taylor 2-34-1, Abercrombie 1-63					



1982 Orange Bowl



Clemson	22
Nebraska	15
January 1, 1982	
Orange Bowl • Miami, FL	

Head Coaching Matchup

Clemson: Danny Ford
Nebraska: Tom Osborne

Records & AP Ranking Entering Game

Clemson: 11-0 1st
Nebraska: 9-2 4th

After 86 years of playing football, Clemson claimed its first National Championship with a 22-15 win over perennial Big Eight power Nebraska in the 48th Orange Bowl. After a 13-3 win over 1980 National Champion Georgia at home, the Tigers worked their way to the number-one ranking in both wire service polls by season's end. The win over the Cornhuskers gave Clemson the national title and its third perfect season in history.

Nebraska took the kickoff, but three plays later, Tiger middle guard William Devane recovered a Mark Mauer fumble at the Nebraska 33. Quarterback Homer Jordan drove Clemson to the Nebraska 24 before the drive stalled, and Donald Igwebuike drilled a 41-yard field goal to put the ACC Champions up, 3-0.

Nebraska came right back, however, as the Big Eight title holder drove 69 yards in eight plays to score on a 25-yard halfback pass from Mike Rozier to Anthony Steels. Kevin Seibel's extra point gave Nebraska the lead at 7-3 with 6:43 to go in the first quarter.

After an exchange of punts, the Clemson offense moved from the Nebraska 42 yard line to the 21 to set up Igwebuike's second field goal. The 37-yard boot narrowed the score to 7-6.

A second-quarter Phil Bates fumble gave Clemson the ball at the Nebraska 27, and the running combination of Jordan, Kevin Mack, and Cliff Austin moved the ball to the Cornhusker two. Austin,

who had been stuck in the hotel elevator for two hours earlier in the day, scampered in for the score that gave Clemson a lead it would not relinquish.

On its second possession of the second half, Clemson drove 75 yards in 12 plays to score its final touchdown of the night, a 13-yard pass from Jordan to All-American receiver Perry Tuttle in the corner of the end zone. It was Tuttle's eighth touchdown grab of the season, which set a school record. Bob Paulling's extra point put the Tigers ahead, 19-7.

After Billy Davis's 47-yard punt return, Jordan moved the Tigers to the Nebraska 20, where Igwebuike kicked a 36-yard field goal, his third of the evening, to put Clemson ahead 22-7 with two-and-a-half minutes left in the third stanza.

Nebraska was down but not out, though. After a near-interception by Johnny Rembert, Mauer engineered an eight-play, 69-yard drive that was capped by a 26-yard run by Roger Craig. After a penalty, Craig ran in the two-point conversion from eight yards out to close the gap to 22-15 with nine minutes to play.

The Clemson defense shut down the Big Red on their final extended drive, then the offense held on to the ball for nearly five-and-a-half minutes to run down the clock to six seconds. Andy Headen deflected Mauer's desperation pass to preserve the win and the championship for Clemson.

Jeff Davis led the Tiger defense with 14 tackles in his final game. He also recovered a fumble, giving him a school-record eight for his career. Bill Smith added a career-high 10 tackles from his defensive end position.

Notes on Clemson's 1981 National Championship Team

- Clemson won its first national title in any sport and the first for the ACC in football in 28 years.
- Clemson had five different players earn All-America honors, more than any other Tiger team in history.
- There was no controversy concerning the voting of the National Champion in 1981. Clemson ended the season as the only undefeated, untied team in Division I after the bowl games and was the only team with three wins over top-10 teams.
- Coach Danny Ford, at age 33 at the time, remains the youngest coach in history of college football to win the National Championship.
- Clemson forced 41 turnovers in the 12 games, still a Clemson record for turnovers forced in a season.
- During one stretch in the season the Clemson defense held the opposition without a touchdown for 18 straight quarters and no team had a rushing touchdown against Clemson the first seven games of the season.
- Clemson won the national championship in 1981 after going 6-5 the previous season. The Tigers were unranked in every preseason poll for 1981.
- Clemson's improvement of 5.5 games from 1980 to 1981 was the largest improvement in the nation.
- Only one team had more time of possession than Clemson all season, Wofford.

- Clemson had the lead at the end of the first period in just four of the 12 games.
- Clemson scored 316 points in the regular season of 1981, the exact same total Georgia scored in its 11-game regular season of 1980, the year the Bulldogs won the national championship.
- Good health was a big reason for Clemson's success in 1981. Only five different starters missed any games all season and no one missed more than two games. A collective total of only eight games were missed by five starters all season.
- No opponent had a run from scrimmage longer than 26 yards and no opponent had a play over 30 yards all season. The longest touchdown play against Clemson was 25 yards, on a halfback option pass from Mike Rozier to Anthony Steels of Nebraska in the Orange Bowl.
- During offseason conditioning in the summer of 1981 strength coach George Dostal constructed a simple sign for his strength training facility: 1982 Orange Bowl, Clemson vs. Nebraska.
- The Clemson senior student who was in charge of pep rallies for the 1981 season was former CBS This Morning Anchor Jane Robelot.
- The day after Clemson defeated North Carolina in Chapel Hill, NC, placekicker Donald Igwebuike

Game Stats

Clemson	6	6	10	0	22
Nebraska	7	0	0	8	15

CU Igwebuike 41 FG, 1st, 11:39
NEB Steels 25 pass from Rozier (Seibel kick), 1st, 6:43
CU Igwebuike 37 FG, 1st, 1:03
CU Austin 2 run (pass failed), 2nd, 3:56
CU Tuttle 13 pass from Jordan (Paulling kick), 3rd, 6:12
CU Igwebuike 36 FG, 3rd, 2:36
NEB Craig 26 run (Craig run), 4th, 9:15
Attendance - 72,748

Team Statistics	CU	NEB
First Downs	17	13
Rushes-Yards	52-155	40-193
Passing Yards	134	63
Passes	11-22-1	6-17-0
Total Offense	74-289	57-256
Yards/Play	3.90	4.49
Punts	4-45.8	6-43.0
Fumbles-Lost	3-0	3-2
Penalties-Yards	7-57	8-64
Turnovers	1	2

Individual Rushing (Att-Yds-TD)

CU McCall 12-48, Jordan 16-46, C. McSwain 12-24
NEB Craig 10-87-1, Rozier 15-75, Bates 6-24

Individual Passing (Comp-Att-I-Yds-TD)

CU Jordan 11-22-1-134-1
NEB Mauer 5-15-0-38-0, Rozier 1-1-0-25-1, Fryar 0-1-0-0-0

Individual Receiving (Catches-Yds-TD)

CU Tuttle 5-56-1, Gaillard 3-26, Magwood 1-42
NEB Steels 1-25-1, Brown 1-13, Rozier 1-11

Punt Returns (PR-Yds)

CU B. Davis 3-58
NEB Ladan 1-12

Kickoff Returns (KOR-Yds)

CU Tuttle 2-50
NEB Rozier 3-78, Steels 1-15

Tackles

CU J. Davis 14, Smith 10, Benish 8

Sacks

CU Childers 1-12

Fumble Recoveries

CU J. Davis 1, Devane 1

flew to Maryland where Clemson's third-ranked soccer team defeated Maryland 4-0 to clinch the ACC. Igwebuike played on two ACC championship teams that fall that finished in the top 10 in the nation.





1985 Independence Bowl



Minnesota	21
Clemson	17
December 21, 1985	
Independence Stadium • Shreveport, LA	

Head Coaching Matchup	
Clemson:	Danny Ford
Minnesota:	John Gutekunst
Records & AP Ranking Entering Game	
Clemson:	6-5 NR
Minnesota:	6-5 NR

Clemson met a Big Ten school for only the second time in history when it faced Minnesota in the Independence Bowl. It was an interesting matchup of teams that enjoyed moving the ball on the ground, as both clubs gained over 200 rushing yards in the contest. The team with the higher rushing total prevailed, a fact that was easily predictable, as the Gophers churned out 257 yards rushing in a 20-13 Minnesota win.

Minnesota was coached by John Gutekunst, who had taken over for Lou Holtz at the end of the regular season. Holtz had resigned in December to become head coach at Notre Dame.

Clemson held a 13-10 lead heading into the fourth quarter, but for the fifth time in the last 13 games the Tigers could not hold the fourth-period lead. Valdez Baylor scored on a one-yard run with 4:56 left to give Minnesota a final ledger of 7-5. Clemson mounted a final drive in the last few minutes and advanced to the Minnesota 31, but a fourth-down pass for Ray Williams was overthrown.

Ricky Foggie, a native of South Carolina, led

the Golden Gophers with 183 yards of total offense.

Kenny Flowers had another outstanding day for the Tigers with a career high 148 yards, including a 32-yard run. It was his seventh 100-yard day of the year, his sixth century game in the last seven contests. Ray Williams caught five passes for 58 yards, while Terrance Roulhac had 63 yards in receptions and 90 yards in kickoff returns. Another wide receiver, Keith Jennings, scored Clemson's only touchdown when he caught a three-yard pass from running back Stacey Driver in the third period.

Henry Walls led Clemson defensively with 13 tackles, while A.J. Johnson was outstanding in the secondary with seven stops. Dwayne Meadows established a career high with 13 stops from his defensive line position.

Game Stats

Clemson	0	6	7	0	13
Minnesota	3	7	0	10	20
MIN	Lohmiller 22 FG, 1st, 9:02				
MIN	Anderson 9 pass from Foggie (Lohmiller Kick), 2nd, 13:28				
CU	Treadwell 39 FG, 2nd, 9:48				
CU	Treadwell 21 FG, 2nd, 0:14				
CU	Jennings 3 pass from Driver (Treadwell Kick), 3rd, 7:25				
MIN	Lohmiller 19 FG, 4th, 10:45				
MIN	Baylor 1 run (Lohmiller Kick), 4th, 4:56				
Attendance - 42,800					
Team Statistics			CU	MIN	
First Downs			18	20	
Rushes-Yards			48-211	55-257	
Passing Yards			162	123	
Passes			10-29-1	9-22-0	
Total Offense			77-373	77-380	
Individual Rushing (Att-Yds)					
CU	Flowers 27-148, Driver 13-37, Ro. Williams 5-12				
MIN	Baylor 13-98, Puk 15-69, Foggie 18-60				
Individual Passing (Comp-Att-I-Yds-TD)					
CU	Ro. Williams 9-23-1-159-0, Driver 1-3-0-3-1, Anderson 0-2-0-0-0, Ra. Williams 0-1-0-0-0				
MIN	Foggie 9-22-0-123-1				
Individual Receiving (Catches-Yds-TD)					
CU	Ra. Williams 5-58, Jennings 3-41-1, Roulhac 2-63				
MIN	Anderson 4-34-1, Couch 2-41, Otto 2-31				



1986 Gator Bowl



Clemson	27
Stanford	21
December 27, 1986	
Gator Bowl • Jacksonville, FL	

Head Coaching Matchup	
Clemson:	Danny Ford
Stanford:	Jack Elway
Records & AP Ranking Entering Game	
Clemson:	7-2-2 NR
Stanford:	8-3 20th

Christmas came two days late for the Tigers as they won their first bowl since the 1982 Orange Bowl. After a brilliant first half display of offense and defense, Clemson managed to hold off a second-half Stanford rally and go on to defeat the 17th-ranked Cardinal, 27-21. Before a Gator Bowl crowd of 80,104, the Tigers scored 27 unanswered points in the first half and appeared to be on the way to a rout. But the second half was a different ball game as Stanford came out strong and put up 21 unanswered points of its own.

Gator Bowl MVP Rodney Williams completed 8-11 passes in the first half, but it was his execution of the option that helped Clemson gain a 27-0 halftime lead. After punting on their first possession, the Tigers scored on their next five. With the score 17-0 in the second quarter, Reggie Harris knocked the ball loose on a Stanford kickoff return and the Tigers recovered on Stanford's 16-yard line. Two plays later, Ray Williams took a reverse in for a 14-yard touchdown, his first of the season. David Treadwell added his longest field goal of the year (46) on Clemson's next possession, putting the

down and caught two scoring passes while the Clemson offense came to a standstill. With 1:43 left to play in the game Clemson was forced to punt to the Cardinal with only a touchdown's lead. But the Tiger defense rose to the occasion, as Stanford gained only six yards on the next four downs. The offense fell on the ball to run the clock out and the Tigers emerged victorious.

Tailbacks Terrence Flagler and Kenny Flowers combined for 149 yards. Sophomore Ricardo Hooper led the receiving corps with two catches for 44 yards. Terrance Roulhac and Flagler each had three catches with 22 and 23 yards, respectively. Rodney Williams rushed 16 times for 18 yards and one touchdown.

Defensively, the Tigers were led by linebacker Henry Carter who recorded a career-high 13 tackles. Gene Beasley added seven tackles and broke up two passes. The game also marked Michael Dean Perry's offensive debut, as he was put in as a blocking back on a goal-line situation in the first half.

Tigers up 27-0 at the intermission.

But the Cardinal came back from half-time a different team. Kodak All-American tailback Brad Muster rushed for a touch-

Game Stats					
Clemson	7	20	0	0	27
Stanford	0	0	7	14	21
CU	Lancaster 5 run (Treadwell kick), 1st, 5:29				
CU	Ro. Williams 1 run (Treadwell kick), 2nd, 14:58				
CU	Treadwell 22 FG, 2nd, 7:49				
CU	Ra. Williams 14 run (Treadwell kick), 2nd, 6:53				
CU	Treadwell 46 FG, 2nd, 0:49				
STA	Muster 1 run (Sweeney kick), 3rd, 6:44				
STA	Muster 13 pass from Ennis (Sweeney kick), 4th, 8:41				
STA	Muster 37 pass from Ennis (Sweeney kick), 4th, 2:50				
Attendance - 80,104					
Team Statistics		CU		STA	
Rushes-Yards		57-238		29-114	
Passing Yards		135		168	
Individual Rushing (Att-Yds)					
CU	Flagler 12-82, Flowers 14-67, Lancaster 7-31-1, Johnson 7-26, Ro. Williams 16-18-1, Ra. Williams 1-14-1				
STA	Muster 17-70-1, Dillard 3-13, Morris 3-12, Ennis 5-11, Scott 1-8				
Individual Passing (Comp-Att-I-Yds-TD)					
CU	Ro. Williams 12-19-1-135-0				
STA	Ennis 20-40-1-168-2				
Individual Receiving (Catches-Yds-TD)					
CU	Flagler 3-25, Roulhac 3-22, Hooper 2-44, J. Riggs 2-23, Ra. Williams 1-11, Jennings 1-10				
STA	Muster 4-53-2, Snelsen 4-42, James 4-41, Dillard 3-8, Morris 3-6, Henley 2-18				





1988 Citrus Bowl



Clemson	35
Penn State	10
January 1, 1988	
Citrus Bowl • Orlando, FL	

Head Coaching Matchup	
Clemson:	Danny Ford
Penn State:	Joe Paterno
Records & AP Ranking Entering Game	
Clemson:	9-2 14th
Penn State:	8-3 20th

Everything went the Tigers way in sunny Florida as Clemson soundly defeated Joe Paterno's Penn State team by the score of 35-10. It is still the largest margin of defeat for a Joe Paterno-coached football team. Rodney Williams was selected the Citrus Bowl's Most Valuable Player as he led the Tigers in a brilliant air attack that took the Nittany Lions by complete surprise, and complemented it with a solid ground game.

The win was Danny Ford's fourth bowl victory in only nine seasons as Clemson's head coach. It also marked Rodney Williams' second bowl victory in his three-year playing career at Clemson and the second consecutive year that he was named the MVP of a postseason bowl. In 1986, Williams won the honor as the Tigers defeated Stanford in the Gator Bowl.

Williams, who was also named the Offensive Player-of-the-Game, completed 14 of 24 passes for 214 yards. His primary target was wide receiver Keith Jennings, who hauled in seven passes for 110 yards, his best career performance. Wideout Gary

Cooper also added four receptions for 56 yards against Penn State. The Tigers rushed for 285 yards against Penn State to go with the 214 yards passing. It was the first bowl game in which Clemson had at least 200 yards passing and 200 yards rushing. Terry Allen was the leading rusher with 105 yards and one touchdown. Fullback Tracy Johnson ran for 88 yards and three touchdowns. Joe Henderson added 54 yards on the ground and another touchdown.

Defensively, Clemson was led by cornerback James Lott's eight tackles. Safety Richard Smith also had seven tackles and one pass broken up. Strong safety Gene Beasley and linebacker Doug Brewster both had six tackles.

Linebacker Dorian Marable was selected the Citrus Bowl's Defensive Player-of-the-Game with his five tackles, including one for a loss. He also intercepted a pass in the endzone and returned it 46 yards in the third quarter.

Game Stats					
Clemson	7	7	7	14	35
Penn State	0	7	3	0	10
CU	Johnson 7 run (Treadwell kick), 1st, 10:42				
PSU	Alexander 39 pass from Knizner (Etze kick), 2nd, 12:51				
CU	Johnson 6 run (Treadwell kick), 2nd, 9:14				
PSU	Etze 27 FG, 3rd, 10:54				
CU	Johnson 1 run (Treadwell kick), 3rd, 7:29				
CU	Allen 25 run (Treadwell kick), 4th, 12:38				
CU	Henderson 4 run (Treadwell kick), 4th, 0:25				
Attendance - 53,152					
Team Statistics			CU	PSU	
Rushes-Yards			54-285	28-111	
Passing Yards			214	194	
Rushing (Att-Yds-TD)					
CU	Allen 11-105-1, T. Johnson 18-88-3, Henderson 6-54-1, McFadden 12-38, Lancaster 1-4				
PSU	Thompson 6-55, Brown 13-51, Greene 4-6, Alexander 1-3, Bill 1-3				
Passing (Comp-Att-I-Yds-TD)					
CU	Williams 15-24-0-214-0				
PSU	Knizner 13-22-2-148-1, Roberts 1-1-0-46-0				
Receiving (Catches-Yds-TD)					
CU	Jennings 7-110, Cooper 4-56, Coley 1-19, Hooper 1-17, Pearman 1-8				
PSU	Timpson 4-81, Thompson 3-19, Alexander 2-43-1, Brown 2-14, Mrosko 1-25				



1989 Citrus Bowl



Clemson	13
Oklahoma	6
January 1, 1989	
Citrus Bowl • Orlando, FL	

Head Coaching Matchup	
Clemson:	Danny Ford
Oklahoma:	Barry Switzer
Records & AP Ranking Entering Game	
Clemson:	9-2 14th
Oklahoma:	8-3 10th

The Tigers rang in the New Year in fine fashion with a 13-6 victory over the Oklahoma Sooners, moving into the top-10 of the final AP poll for the first time since 1982 with a #9 ranking. The victory also gave Danny Ford a victory over the winningest active coach in Division I, Barry Switzer. Ford defeated the top-three winningest active coaches the decade, with wins over Switzer, Tom Osborne (Nebraska), and Joe Paterno (Penn State).

Although the Tigers faced a wishbone offense for the first time since Ford became head coach, the Clemson defense came through with flying colors, holding the Sooners to only 116 yards, and no touchdowns on the ground.

The game was a defensive struggle, as the two teams failed to combine for 500 yards of total offense. The first five series of the first quarter ended in punts for both teams. Late in the period, the Sooners drove down to the Clemson one-yardline, and the Tigers defense faced a first-and-goal situation. Outside linebacker Levon Kirkland stopped the ballcarrier for no gain on first down. On second down Jesse Hatcher sacked Jamelle Holieway at the 19.

first score, a 20-yard field goal by Chris Gardocki. With time running out in the first half, Gardocki put the Tigers up with another kick, this time a 46-yarder.

A fumble in the third quarter gave the Sooners the opportunity to take the lead, but the Tiger defense held and R.D. Lashar hit again from 30 yards. The Tigers responded on the next series, driving 80 yards in 15 plays for the game's only touchdown, as Terry Allen scored on a four-yard run. Allen, the game's Most Valuable Player, rushed for 25 yards and caught two passes for 17 yards on the drive.

Defensive MVP Jesse Hatcher caused and recovered a fumble on the Sooners' next drive, but the Sooners would have one more opportunity to score. After a punt, Oklahoma drove from its own 20 to the Clemson 14, as Holieway put the Tiger secondary to the test by putting the ball in the air. On the last play of the game, freshman Dexter Davis knocked down a pass in the endzone to seal the Tiger victory.

Terry Allen was named MVP. Allen rushed for only 53 yards, his season low, but scored the game's only touchdown and caught four passes for 47 yards to lead all Tiger receivers.

After an incomplete pass, the Sooners were forced to settle for a field goal.

Doug Brewster intercepted a pass early in the second quarter to set up the Tigers'

Game Stats					
Clemson	0	6	0	7	13
Oklahoma	3	0	3	0	6
OKL Lasher 35 FG, 1st, 0:00					
CU Gardocki 20 FG, 2nd, 7:10					
CU Gardocki 46 FG, 2nd, 0:00					
OKL Lashar 30 FG, 3rd, 2:17					
CU Allen 4 run (Seyle kick), 4th, 10:28					
Attendance - 53,571					
Team Statistics			CU	OKL	
First Downs			12	17	
Rushes-Yards			48-187	43-116	
Passing Yards			57	138	
Passes			5-11-0	10-24-1	
Total Offense			59-244	67-254	
Punts			7-44.3	5-38.6	
Turnovers			0	2	
Rushing (Att-Yds-TD)					
CU McFadden 9-55, Allen 17-53-1, T. Johnson 10-31, R. Williams 8-29, Henderson 3-10					
OKL Perry 12-52, Gaddis 12-37, Holieway 15-17, Anderson 2-8, Stafford 2-2					
Passing (Comp-Att-I-Yds-TD)					
CU R. Williams 5-11-0-57-0					
OKL Holieway 10-24-1-138-1					
Receiving (Catches-Yds-TD)					
CU Allen 4-47, Hooper 1-10					
OKL Ca. Cabbiness 3-78, Guess 2-25, Cooper 2-12, Stell 2-11, Ch. Cabbiness 1-12					





1989 Gator Bowl



Clemson	27
West Virginia	7
December 30, 1989	
Gator Bowl • Jacksonville, FL	

Head Coaching Matchup	
Clemson:	Danny Ford
West Virginia:	Don Nehlen
Records & AP Ranking Entering Game	
Clemson:	9-2 14th
West Virginia:	8-2-1 17th

The Tigers closed out the 1989 season with a stylish victory over West Virginia and Heisman Trophy finalist Major Harris, as a dominant Clemson defense held the high-powered Mountaineer offense to only 237 yards in total offense. The win gave Clemson's senior class the ACC record for victories as they became the first class in conference history to record 38 wins and the first Clemson team ever to win four straight bowl games.

West Virginia quarterback Major Harris came into the game ranked eighth nationally in total offense and ninth in passing efficiency but the Clemson defense, led by outside linebacker Levon Kirkland, enabled the shifty Harris to gain only 17 yards on the ground and 119 yards in the air on an 11-21 passing effort. Kirkland was named MVP for his efforts, as he had nine tackles, a five-yard sack, caused a key fumble, broke up a Mountaineer pass, and recorded three quarterback pressures.

The fourth quarter was all Clemson, as the Tigers moved the ball 47 yards on the ground to set up a four-yard Joe Henderson touchdown. Vince

Harris once again and fell on it in the endzone for a Tiger touchdown, upping the score to 24-7 in favor of Clemson. As the final seconds ticked off the clock, DeChane Cameron came in at quarterback for the Tigers and hit Rodney Fletcher over the middle for a 34-yard gain to set up a 24-yard Chris Gardocki field goal, putting the final score at 27-7.

Senior tailback Joe Henderson led the Tigers in rushing with 92 yards on 22 carries and one touchdown, while Chris Morocco, who was shaken up late in the game, gained 65 yards on the ground on 11 carries. Rodney Fletcher was the leading receiver as he pulled down three catches for 66 yards.

Chris Gardocki kept the Tigers in good field position, as he had a 46-yard average on four punts, including a long kick of 63.

Defensively, linebacker Doug Brewster led the team in tackles with 10, followed by Kirkland's nine and strong safety Arlington Nunn and inside linebacker Ed McDaniel, who had seven stops each.

Taylor recovered a second Harris fumble and after a Clemson punt, freshman defensive tackle Chester McGlockton, the ACC sack leader, knocked the ball loose from

Game Stats					
Clemson	0	10	0	17	27
West Virginia	7	0	0	0	7
WVU Jett 12 pass from Harris (Carroll kick), 1st, 6:12					
CU Gardocki 27 FG, 2nd, 13:42					
CU McFadden 1 run (Gardocki kick), 2nd, 2:54					
CU Henderson 4 run (Gardocki kick), 4th, 11:43					
CU McGlockton fumble recovery in endzone (Gardocki kick), 4th, 8:08					
CU Gardocki 24 FG, 4th, 3:16					
Attendance - 82,911					
Team Statistics			CU	WVU	
Rushes-Yards			61-257	31-118	
Passing Yards			91	119	
Rushing (Att-Yds-TD)					
CU	Henderson 22-92-1, Morocco 11-65, Kennedy 9-57, Lawrence 5-16, McFadden 8-12-1, Cameron 2-8, Bolin 1-6, Hall 1-3, Carr 1-3, Cooper 1-(-5)				
WVU	Ford 8-45, Napoleon 6-24, Tyler 4-18, Harris 11-17, Hayes 1-10, Evans 1-4				
Passing (Comp-Att-I-Yds-TD)					
CU	Morocco 5-9-0-57-0, Cameron 1-1-0-34-0, Davis 0-1-1-0-0				
WVU	Harris 11-21-1-119-1, Jones 0-4-0-0-0				
Receiving (Catches-Yds-TD)					
CU	Fletcher 3-66, Cooper 2-15, Fields 1-10				
WVU	Rembert 4-57, Tyler 4-23, Dykes 2-27, Jett 1-12-1				



1991 Hall of Fame Bowl



Clemson	30
Illinois	0
January 1, 1991	
Tampa Stadium • Tampa, FL	

Head Coaching Matchup	
Clemson:	Ken Hatfield
Illinois:	John Mackovic
Records & AP Ranking Entering Game	
Clemson:	9-2 14th
Illinois:	8-3 18th

After a separation of 22 years, two coaches found themselves once again on the same football field. This time, however, they were on opposite sidelines. Ken Hatfield and John Mackovic, who had been graduate assistants together at Army in the 1960's, were reunited in the 1991 Hall of Fame Bowl.

The Clemson defense dominated the line by holding Illinois to 247 yards, 150 yards under their season average. The Clemson offense surprised the Illini defense with an unexpected aerial assault. Tiger quarterback and game MVP DeChane Cameron, who was less than a 50 percent passer in the regular season, completed 14 of 19 passes for a Hall of Fame Bowl record 73 percent.

Cameron's passing yardage totalled 141 yards and he completed TD passes to Doug Thomas and Howard Hall. It was the first TD reception for both players in their respective careers. Thomas caught five passes on the day for 57 yards, career highs for both categories for the senior in his last game.

Clemson took its opening possession 71 yards to the Illinois two where Chris Gardocki tapped in any easy three. After Illinois fumbled on its first offensive

its four previous bowl victories.

In the second quarter, the Tigers would score two more touchdowns. The first was the result of a 17-yard Cameron pass to fullback Howard Hall. It was just the third TD pass to a Clemson fullback in the last 18 years. Clemson then put the contest out of reach just three plays later when Arlington Nunn scored on a 34-yard interception return. It was the senior's third interception returned for a TD in 1990, a Clemson record.

The Tiger defense continued to hold Illinois throughout the remainder of the game. John Johnson led the Tiger pass defense, as he had two sacks to lead a point-prevention unit that had six sacks on the day. Illinois reached the Clemson eight-yard line in the fourth quarter, but the Tiger defense forced a fumble and Ed McDaniel picked up the ball. Illinois had the ball in Tiger territory just three times.

The Tiger defense earned its third shutout of the year. It was the first shutout at a Hall of Fame Bowl and Clemson's first bowl shutout in 17 bowls. The 30-0 triumph was a Tiger record for victory margin in a bowl game.

play of the game, Clemson scored a touchdown with a 14-yard pass from Cameron to Thomas. Clemson had not scored a passing touchdown in any of

Game Stats					
Clemson	10	14	3	3	30
Illinois	0	0	0	0	0
CU	Gardocki 18 FG, 1st, 7:18				
CU	Thomas 14 pass from Cameron (Gardocki kick), 1st, 6:58				
CU	Hall 17 pass from Cameron (Gardocki kick), 2nd, 10:31				
CU	Nunn 34 interception return (Gardocki kick), 2nd, 9:38				
CU	Gardocki 26 FG, 3rd, 5:00				
CU	Gardocki 43 FG, 4th, 14:15				
Attendance - 63,154					
Team Statistics			CU	ILL	
First Downs			18	14	
Rushes-Yards			44-148	33-59	
Passing Yards			157	185	
Passes			16-23-0	18-36-2	
Rushing (Att-Yds-TD)					
CU	Cameron 17-76, Williams 14-27, Harris 3-20, Blunt 4-10, Moncrief 3-9, Hall 2-5				
ILL	Griffin 15-59, Feagin 5-28, Bell 3-14, Muti 1-3, Lester 2-2, Kinney 2-(-8), Verduzco 5-(-36)				
Passing (Comp-Att-Yds-I-TD)					
CU	Cameron 14-19-141-0-2, Moncrief 2-4-16-0-0				
ILL	Verduzco-13-25-121-2-0, Kinney 5-11-64-0-0				
Receiving (Catches-Yds-TD)					
CU	Thomas 5-57-1, Smith 3-43, Witherspoon 2-7, Hall 1-17-1, Blunt 1-16, Ryans 1-12, Kennedy 1-4, Williams 1-1, Harris 1-0				
ILL	Wax 6-77, Muller 3-76, Finke 3-23, Griffin 2-11, Palma 1-4, Bell 1-1, Feagin 1-(-6)				





1992 Citrus Bowl



California	37
Clemson	13
January 1, 1992	
Citrus Bowl • Orlando, FL	

Head Coaching Matchup	
Clemson:	Ken Hatfield
California:	Bruce Snyder
Records & AP Ranking Entering Game	
Clemson:	9-1-1 13th
California:	9-2 14th

Clemson's bowl game victory streak ended at five as the Tigers left the state of Florida with their first bowl loss since 1985, and their worst defeat since 1986, when #14th California defeated #13 Clemson 37-13 in the Florida Citrus Bowl.

For the first time since the 1988 season, the Clemson defense, which led the nation in rushing defense in 1991, allowed an opposing running back to rush for over 100 yards, as California's Russell White crossed the century mark with 103 yards.

The Golden Bears scored early and often in the first half, taking the opening kickoff 76 yards for a touchdown and adding a 31-yard field goal on their third possession. Clemson was unable to gain a first down after the ensuing kickoff and was forced to punt. Although Chuck Lynch punted 49 yards, Brian Treggs eluded the Tiger special forces unit and went the distance for a 72-yard touchdown.

Treggs had 124 punt return yards, most ever against Clemson in a bowl game and one of the top opponent performances in any game.

Clemson got on the board for the first time with

time running out in the first quarter as Nelson Welch connected on a 32-yard field goal on a drive highlighted by a 43-yard run by fullback Rudy Harris.

The highlight of the game for the Tigers came with just under five minutes remaining in the first half, as DeChane Cameron broke loose for a 62-yard touchodwn. That play marked the longest run from scrimmage for a Tiger quarterback in 13 years, but also marked the only touchdown that Clemson scored that afternoon.

The only score for Clemson in the second half was a 36-yard field goal by Welch in the third period. The Tiger defense managed to hold California scoreless in the fourth quarter, but Clemson could not put up any points, as it turned the ball over three times on interceptions and once more on downs.

Two Tigers who were playing in their last game in a Clemson uniform were named team Most Valuable Players in the loss. Defensive tackle Chester McGlockton, who had six tackles for the game, including three tackles for loss and one-and-a-half sacks, was named the Tigers' defensive MVP, while quarterback DeChane Cameron was named Clemson's Most Valuable Offensive Performer, after he scored Clemson's only touchdown and had 189 yards in total offense.

Game Stats					
Clemson	3	7	3	0	13
California	17	10	10	0	37
CAL Zomalt 1 run (Brien kick), 1st, 11:23					
CAL Brien 31 FG, 1st, 3:53					
CAL Treggs 72 punt return (Brien kick), 1st, 2:14					
CU Welch 32 FG, 1st, 0:00					
CAL White 2 run (Brien kick), 2nd, 6:26					
CU Cameron 62 run (Welch kick), 2nd, 4:48					
CAL Brien 33 FG, 2nd, 1:21					
CU Welch 36 FG, 3rd, 10:06					
CAL Brien 34 FG, 3rd, 6:04					
CAL Dawkins 23 pass from Pawlawski (Brien kick), 3rd, 3:48					
Attendance - 64,192					
Team Statistics		CU		CAL	
Rushes-Yards		44-206		42-146	
Passing Yards		123		230	
Rushing (Att-Yds-TD)					
CU Harris 14-83, Cameron 12-66-1, Blunt 15-41					
CAL White 22-103-1, Chapman 5-25, Mahlum 1-16					
Passing (Comp-Att-Yds-I-TD)					
CU Cameron 15-33-123-1-0, McLees 0-2-0-1-0					
CAL Pawlawski 21-32-230-0-1, Klein 0-1-0-0-0					
Receiving (Catches-Yds-TD)					
CU Smith 7-71, Blunt 3-28, Witherspoon 3-9, Gibson 2-15					
CAL Zomalt 6-41, Dawkins 5-55-1, White 3-39, Treggs 2-24, Caldwell 2-20, Chapman 1-36					



1993 Peach Bowl



Clemson	14
Kentucky	13
December 31, 1993	
Georgia Dome • Atlanta, GA	

Head Coaching Matchup	
Clemson:	Tommy West
Kentucky:	Bill Curry
Records & AP Ranking Entering Game	
Clemson:	6-5 NR
Kentucky:	6-5 NR

Heading into the Peach Bowl with Kentucky, Clemson owned the seventh-best bowl winning percentage in college football history with a .611 mark. The Tigers upped that percentage in an exciting way, with a 14-13 win over Kentucky. Tommy West also became the first coach in NCAA history to win his first game for a school in a bowl game without serving as a coach in that program during the regular season.

A tandem of running backs who hailed from Pensacola, FL led the Clemson rushing attack, as starting tailback Rodney Blunt rushed for a season-high 58 yards on 15 carries to lead the team. But, it was red-shirt freshman Emory Smith who was named the Tigers' Offensive MVP, as he rambled for 45 yards from his fullback position, including a two-yard touchdown run.

After taking over at its own two, quarterback Dexter McCleon engineered a 98-yard scoring drive that culminated in a one-yard run by Emory Smith.

The Wildcats drove back down the field on their next possession, this time reaching the Clemson one again, where they decided to go for it on fourth down. The Clemson defense held once again, as

tackles for loss. Buckner became just the fourth Tiger defensive lineman in the last eight years to record at least a dozen tackles in a game.

The Tigers were forced to punt after taking over at the one and Kentucky got on the scoreboard with a 17-yard field goal by Nicky Nickles. The score heading into the half stood at 7-3.

Neither squad scored in the third quarter, and barely into the fourth period, Kentucky took the lead with a 46-yard touchdown drive. After an interception, the Wilcats upped their lead to 13-7 on a 43 yard scoring drive, culminating in another field goal.

With time running down in the fourth quarter, quarterback Patrick Sapp came off the bench. The two teams exchanged punts before the Tigers got the ball at their own 18 with 3:50 left. On the first play of the drive, Sapp threw a screen to Emory Smith for 57 yards. With under a minute left, Kentucky line-backer Marty Moore intercepted Sapp's pass. But, on the return, Stacy Seegars jarred the ball loose and Brent LeJeune recovered. With 20 seconds left, Sapp connected with Terry Smith on a 21-yard score and Nelson Welch kicked the PAT for the win.

defensive tackle Brenton Buckner stopped the ball carrier for no gain. Buckner was named Defensive MVP after tallying a dozen tackles, including three

Game Stats

Clemson	7	0	0	7	14
Kentucky	0	3	0	10	13

CU

E. Smith 2 run (Welch kick), 1st, 2:45, 18-98

KEN

Nickles 34 FG, 2nd, 7:17, 4-36

KEN

Chatman 5 pass from Jones (Nickles kick), 4th, 12:48, 6-46

KEN

Nickles 26 FG, 4th, 7:28, 7-43

CU

T. Smith 21 pass from Sapp (Welch kick), 4th, 0:20, 10-82

Attendance - 63,416

Team Statistics

CU

KEN

First Downs

14

20

Rushes-Yards

46-119

34-139

Passing Yards

129

154

Passes

8-16-3

16-32-0

Total Offense

62-248

66-293

Rushing (Att-Yds-TD)

CU

Blunt 15-58, E. Smith 8-45-1, Witherspoon 5-17, Sapp 4-10, Franklin 5-8, McCleon 8-2, Team 1-(-21)

KEN

Williams 13-58, Hood 8-36, Jones 8-19, Jordan 2-10, Riazzi 2-9, Rudolph 1-7

Passing (Comp-Att-I-Yds-TD)

CU

McCleon 3-7-2-20-0, Sapp 5-9-1-109-1

KEN

Jones 16-32-0-154-1

Receiving (Catches-Yds-TD)

CU

T. Smith 4-56-1, Blunt 3-16, E. Smith 1-57

KEN

Chatmon 3-27-1, Calvert 2-32, Wyatt 2-28, Williams 2-17, Rudolph 1-21, Samuels 1-14, Hood 1-8, Gordon 1-6, Browning 1-1





1996 Gator Bowl



Syracuse	41
Clemson	0
January 1, 1996	
ALLTEL Stadium • Jacksonville, FL	

Head Coaching Matchup	
Clemson:	Tommy West
Syracuse:	Paul Pasqualoni
Records & AP Ranking Entering Game	
Clemson:	8-3 23rd
Syracuse:	8-3 NR

Clemson entered the 1996 Gator Bowl fresh off of five consecutive victories, including an emotional 38-17 win over arch-rival South Carolina. The Tigers had won six consecutive games away from Death Valley, but the streak ended there at the hands of Syracuse. The Orangemen handed Clemson its worst bowl defeat in its 20-game bowl history, 41-0.

In front of a rain-soaked crowd of mostly Tiger fans, freshman quarterback and future NFL star Donovan McNabb ran, passed and beat the Tiger defense. McNabb, the MVP of the Gator Bowl, was unstoppable, as he threw three touchdown passes and ran for another. He completed 13 of 23 passes for 309 yards. Wide receiver Marvin Harrison was on the other end of many McNabb passes as he grabbed seven for 173 yards.

Malcolm Thomas scored less than two minutes into the game on a one-yard run. On its next possession, McNabb led a 12-play, 62-yard drive that culminated in a McNabb five-yard keeper for six.

In the second quarter, the Orangemen defense thwarted Clemson's best scoring chance of the

called a play-action pass that was incomplete, ending the drive on downs.

The homecoming for Jacksonville natives and childhood teammates Brian Dawkins and Patrick Sapp was bitter-sweet, although Sapp did register a sack for a nine-yard loss. The Tigers, who entered the game with the nation's fourth best rushing attack could only manage 90 yards on 34 attempts. The Orangemen held Raymond Priester, the ACC's leading rusher, to just 36 yards on 15 carries.

Syracuse added two more touchdowns in the third quarter to put the game well out of reach. After a 57-yard pass to Sir Mawn Wilson, Thomas ran two yards to the right for his second touchdown of the afternoon. Thomas rushed for 71 yards on 14 carries. Each team traded prodigious third quarter punts, including a 73-yard effort by Sean Reali. The two bright spots for Clemson were punter Chris McNally, who averaged 49.3 yards on six punts, and Brian Dawkins, who had a team-high 10 tackles. The Orangemen had their second one-play drive when McNabb connected with Harrison for a 56-yard score.

afternoon. After the Tigers had gone 53 yards down the field on 11 plays to Syracuse's six-yard-line, Clemson faced a crucial fourth-and-two situation. Clemson

Game Stats					
Clemson	0	0	0	0	0
Syracuse	20	0	14	7	41
SYR Thomas 1 run (Mare kick), 1st, 13:11, 6-64					
SYR McNabb 5 run (Mare kick blocked), 1st, 3:04, 12-62					
SYR Harrison 38 pass from McNabb (Mare kick), 1st, 2:07, 1-38					
SYR Thomas 2 run (Mare kick), 3rd, 11:43, 4-64					
SYR Harrison 56 pass from McNabb (Mare kick), 3rd, 6:00, 1-56					
SYR Sinceno 15 pass from McNabb (Mare kick), 4th, 14:51, 6-54					
Attendance - 45,202					
Team Statistics			CU	SYR	
Rushes-Yards			34-90	50-158	
Passing Yards			69	309	
Rushing (Att-Yds-TD)					
CU	Priester 15-36, Smith 6-30, Greene 8-16, Solomon 4-8, Downs 1-0				
SYR	Thomas 14-71-2, Downing 6-37, Jones 10-25, Konrad 6-24, R. Johnson 1-6, McNabb 8-5-1, Morris 1-4, Sparks 2-2, Harrison 1-1, Team 1-(-17)				
Passing (Comp-Att-I-Yds-TD)					
CU	Greene 9-19-2-63-0, Solomon 2-4-0-6-0, Wyatt 0-1-0-0-0				
SU	McNabb 13-23-1-309-3				
Receiving (Catches-Yds-TD)					
CU	Wyatt 3-21, Priester 2-16, Crooks 2-10, Smith 2-(-4), Horne 1-15, Woods 1-11				
SU	Harrison 7-173-2, Wilson 2-70, Sinceno 2-47-1, Maddox 1-18, Williams 1-1				



1996 Peach Bowl



Louisiana State	10
Clemson	7
December 28, 1996	
Georgia Dome • Atlanta, GA	

Head Coaching Matchup	
Clemson:	Tommy West
Louisiana State:	Gerry DiNardo
Records & AP Ranking Entering Game	
Clemson:	7-4 NR
Louisiana State:	9-2 17th

Raymond Priester set a Clemson Bowl record for rushing yardage with 151 yards gained during the 1996 Peach Bowl. On the defensive side of the ball, defensive lineman Trevor Pryce had three tackles for loss and one sack in addition to a caused fumble. Even with these fine accomplishments, Clemson still fell to the Louisiana State Tigers by a three-point margin, 10-7 at the Georgia Dome in Atlanta, GA.

Nealon Greene opened the scoring for Clemson on a three-yard run for a touchdown.

In addition to Priester's outstanding game, contributions to the running attack were also made by Emory Smith, who had nine carries for 40 yards. Smith, brother of NFL star Emmitt Smith, was playing in his second Peach Bowl, as he was vital in Clemson's victory over Kentucky in the 1993 Peach Bowl.

Clemson's sole touchdown drive was 1:29 minutes long and consisted of only three runs. The outstanding field position was achieved on a fumble recovery by Harold Means following a sack and caused fumble by Trevor Pryce.

Defensively, Clemson had five players contribute to a combined nine tackles for losses. These

ing the second quarter when Kevin Faulk ran three yards to a touchdown. The extra point by Richey was good and the game was tied 7-7. Louisiana State scored again during this quarter, with a 22-yard field goal by Richey to take the lead for good. Neither team scored in the second half, as both defenses dominated.

Clemson got the ball back with 2:29 remaining, but a 52-yard field goal attempt by Matt Padgett with 1:02 remaining in the game was blocked by Adam Roman and Louisiana State hung on for its second bowl victory over Clemson. The SEC Tigers also defeated Clemson 7-0 in the 1959 Sugar Bowl.

Time of possession was fairly even throughout the game, as Louisiana State led with 30:15 minutes versus Clemson's 29:45 minutes. Not only was time of possession even in this game, but also the total net yards gained (Clemson 258 - Louisiana State 287) and the average gain per play (4.2-4.5) were close as well.

tackles for losses combined for a total loss of fifty-three yards of Louisiana State's offense.

Louisiana State scored its only touchdown of the game dur-

Game Stats

Clemson	7	0	0	0	7
Louisiana State	0	10	0	0	10
CU N. Greene 3 yard run (Padgett kick), 1st, 1:29, 3-9					
LSU Faulk 3 yard run (Richey kick), 2nd, 2:21, 7-80					
LSU Richey 22 yard field goal, 2nd, 4:01, 10-77					
Attendance - 63,622					
Team Statistics		CU		LSU	
First Downs		12		17	
Rushes-Yards		42-192		43-124	
Passing Yards		66		163	
Passes		20-6-0		21-14-0	
Total Offense		258		287	
Punts		10-38.2		7-42.3	
Turnovers		1		1	
Rushing (Att-Yds-TD)					
CU Priester 25-151, Smith 9-40, Dunnican 2-6, Wofford 1-5, Greene 5-(-10)-1					
LSU Faulk 23-64-1, H. Tyler 12-38, Meacy 4-18, Cleveland 1-7, Taber 1-1					
Passing (Comp-Att-Yds-I-TD)					
CU Greene 6-20-66-0-0					
LSU H. Tyler 14-21-163-0-0					
Receiving (Catches-Yds)					
CU Smith 2-25, Woods 1-22, Crooks 1-9, Wofford 1-9, Hall 1-1					
LSU LaFleur 4-63, Frazier 3-30, Savoie 2-40, Foster 2-20, Bates 1-7, Cleveland 1-4, Faulk 1-(-1)					





1998 Peach Bowl



Auburn	21
Clemson	17
January 2, 1998	
Georgia Dome • Atlanta, GA	

Head Coaching Matchup	
Clemson:	Tommy West
Auburn:	Terry Bowden
Records & AP Ranking Entering Game	
Clemson:	7-4 NR
Auburn:	9-3 13th

Behind the strength of the Auburn defense, Dameyune Craig was able to rally his offense in the fourth quarter enroute to a come from behind 21-17 victory over the Clemson Tigers at the Georgia Dome. Auburn's offense managed to score 15 points on three consecutive scoring drives to overcome an 11-point deficit in the fourth quarter.

Clemson got on the board midway through the second quarter with the help of the first of many great special teams plays. Jaret Holmes' punt was blocked by Rod Gardner and returned 18 yards by Chad Speck for a touchdown.

Auburn would answer the Clemson scoring strike on its very next drive. Offensive MVP Dameyune Craig led Auburn on a seven-play, 67-yard drive, that ended when Jaret Holmes converted on his second field goal.

With 5:18 left in the third quarter, Clemson's special teams stepped up big again when Rahim Abdullah blocked Holmes' punt and Mal Lawyer recovered the ball on the two. From there, Clemson's Terry Witherspoon ran the ball in from two yards out

on first and goal to give the Tigers a 14-6 lead. Auburn was forced to punt from inside its own 10-yard line the following possession. Tony Horne returned the punt 20 yards to the Auburn 26-yard line, giving the Tigers great field position. However, the Clemson offense failed to gain a first down. David Richardson connected on a 48-yard field goal, which gave Clemson a 17-6 advantage with 2:10 left in the third quarter.

Down 11 points, Craig rallied his team. He led the Tigers on a nine-play, 72-yard drive. The Auburn drive was capped off with a miraculous 22-yard touchdown run by Craig on a fourth-down play. Despite failing to convert the two-point conversion, Craig's run was a turning point for the Auburn offense and reduced Clemson's lead to 17-12.

Clemson was forced to punt on its next possession, giving the ball back to an Auburn offense that was finally clicking. Craig and his Tigers drove 49 yards in two minutes and 22 seconds, resulting in a Rusty Williams 7-yard touchdown run.

Following an interception, Auburn drove down to the Clemson five and Holmes converted on a 22-yard field goal, giving the Auburn Tigers a 21-17 lead. After Clemson lost the ball on downs, Auburn ran the remaining 2:30 off the clock.

Game Stats					
Clemson	0	7	10	0	17
Auburn	3	3	0	15	21
AUB Jaret Holmes 52 FG, 1st, 9:49, 8-35					
CU Speck 18 punt block return, 2nd, 6:31					
AUB Holmes 24 FG, 2nd, 4:15, 7-67					
CU Witherspoon 2 run, 3rd, 5:15, 1-2					
CU Richardson 48 FG, 3rd, 1:48, 4-(-5)					
AUB Craig 22 run, 4th, 13:29, 9-72					
AUB R. Williams 7 run, 4th, 8:45, 7-49					
AUB Holmes 22 FG, 4th, 4:11, 7-54					
Attendance - 71,212					
Team Statistics			CU	AUB	
Rushes-Yards			27-60	36-108	
Passing Yards			86	258	
Rushing (Att-Yds-TD)					
CU Priestler 19-62, Austin 3-3, Witherspoon 1-1-1, Greene 4-(-7)					
AUB Williams 18-71-1, Craig 9-26-1, Carter 4-7, Beasley 5-4					
Passing (Comp-Att-Yds-Int-TD)					
CU Greene 11-25-86-1-0					
AUB Craig 15-45-258-0-0					
Receiving (Catches-Yds-TD)					
CU Austin 3-32, Horne 2-10, Hall 2-6, Wofford 2-5, Gardner 1-27, Lawyer 1-6					
AUB Bailey 4-119, Goodson 4-64, Poor 4-43, Lowe 1-8, Williams 1-3, Beasley 1-(-9)					



1999 Peach Bowl



Mississippi State	17
Clemson	7
December 30, 1999	
Georgia Dome • Atlanta, GA	

Head Coaching Matchup	
Clemson:	Tommy Bowden
Mississippi State:	Jackie Sherrill
Records & AP Ranking Entering Game	
Clemson:	6-5 NR
Mississippi State:	9-2 15th

Wayne Madkin ran for a touchdown and threw for another in the fourth quarter to lead #15 Mississippi State to a 17-7 win in the Peach Bowl and a record crowd of 73,315. Clemson outgained the Bulldogs 391-265, but many Tiger drives stalled in Bulldog territory, as Mississippi State's defense, tops in the nation in yards allowed per game, thwarted the Tigers and forced six turnovers.

Despite the loss, Clemson's defense played one of its best games of the year, holding the Bulldogs (10-2) to just 3.7 yards per play. The defense also began many drives after Tiger turnovers in Clemson's own territory.

Individually, Clemson was led on offense by Brian Wofford, who had six catches for a team-season-high 147 yards, including four of 20 yards or more. Brandon Streeter threw for 301 yards on 24-50 passing. Freshman Bernard Rambert, who played most of the game after starting tailback Travis Zachery left the game early in the first quarter with a dislocated elbow, had 70 yards rushing on 18 carries.

Clemson looked to be in business when Streeter connected with Rod Gardner, who had seven catches

for 75 yards, for 37 yards on the game's first play. But Fred Smoot intercepted Streeter's fourth-down pass. Clemson had another golden opportunity later in the opening quarter. Thanks in part to Wofford's 32-yard catch and run, Clemson drove 64 yards in 15 plays before Tony Lazzara's 25-yard field goal was blocked and returned into Tiger territory. The Clemson defense continually came up with stands. The teams went into halftime 0-0, the first scoreless tie at halftime for Clemson since the 1988 Virginia game.

Scott Westerfield put the Bulldogs ahead 3-0 on the opening drive of the second half. After two screen passes that netted a total of 30 yards, Westerfield split the uprights from 39 yards.

The Bulldogs reached the endzone for the first time on their first possession of the fourth quarter. Madkin out-ran Keith Adams for a two-yard score. Their drive was twice extended on third-down plays in the red-zone by pass interference calls.

Clemson responded with an eight-play, 70-yard drive capped by Streeter's one-yard plunge to make the score 10-7. But Mississippi State came right back with a clinching touchdown-scoring drive, capped by Dontae Walker's 15-yard catch on a screen pass. Madkin's 21-yard completion to Matt Butler on third down was the critical play of the drive.

Game Stats					
Clemson	0	0	0	7	7
Mississippi State	0	0	3	14	17
MSU Westerfield 39 FG, 3rd, 12:39, 7-31					
MSU Madkin 2 run (Westerfield kick), 4th, 11:40, 10-43					
CU Streeter 1 run (Lazzara kick), 4th, 8:15, 8-70					
MSU D. Walker 15 pass from Madkin (Westerfield kick), 4th, 4:31, 8-57					
Attendance - 73,315					
Team Statistics		CU		MSU	
First Downs		24		16	
Rushes-Yards		34-85		33-89	
Passing Yards		306		176	
Passes		25-56-5		17-38-0	
Total Offense		90-391		71-265	
Rushing (Att-Yds-TD)					
CU	Rambert 18-70, Dantzler 9-8, Streeter 4-7-1, Wofford 1-5, Witherspoon 1-2, Zachery 1-(-7)				
MSU	Madkin 5-37-1, Miller 10-24, D. Walker 9-18, Rainey 3-14, Griffith 3-1, Gibson 1-0				
Passing (Com-Att-Yds-I-TD)					
CU	Streeter 24-50-301-4-0, Dantzler 1-6-5-1-0				
MSU	Madkin 17-38-176-0-1				
Receiving (Rec-Yds-TD)					
CU	Gardner 7-75, Wofford 6-147, Lawyer 5-46, Cyrgalis 2-21, Rambert 2-8, Bailey 1-9, Seth 1-3, Reames 1-(-3)				
MSU	Miller 3-54, Sirmones 2-21, D. Walker 2-20, Griffith 2-14, McCaskey 2-9, M. Butler 1-21, Love 1-20, Huntington 1-6, Lee 1-5, Belcher 1-3				





2001 Gator Bowl



Virginia Tech	41
Clemson	20
January 1, 2001	
ALLTEL Stadium • Jacksonville, FL	

Head Coaching Matchup	
Clemson:	Tommy Bowden
Virginia Tech:	Frank Beamer
Records & AP Ranking Entering Game	
Clemson:	9-2 16th
Virginia Tech:	10-1 6th

Michael Vick rebounded from an ankle-injury to lead Virginia Tech to a victory in his final college game, a 41-20 win. The quarterback finished with two touchdowns while completing 10 of 18 passes for 205 yards. The contest was a battle of mobile quarterbacks, as Clemson's Woodrow Dantzler gained 261 yards of total offense for the afternoon.

The Hokies capitalized on early costly Tiger mistakes. The uncharacteristic play began on the first drive when snapper Henry Owen bounced his delivery to punter Jaime Somaini, who was tackled for an eight-yard loss by Lee Suggs. Tech scored on its first offensive play of the game when Vick threw to Jarrett Ferguson on a 23-yard touchdown play.

Later in the quarter, Terry Jolly jumped off-side to preserve an 11-play, 59-yard drive that ended in a six-yard touchdown run for Vick.

Clemson got back into the game, but at a heavy cost. Dantzler found Travis Zachery for a 23-yard touchdown early in the second quarter. However, Zachery's missed the rest of the game due to a broken foot that occurred as the tailback leaped into

the endzone. On the play, Zachery also snapped Lester Brown's single-season Clemson record of 17 touchdowns in a season.

Two possessions later, Keith Adams sacked Vick for 18 yards, forcing a fumble that Terry Bryant recovered on the Hokie 13. Clemson had to settle for an Aaron Hunt field goal, bringing the Tigers to within 14-10. But, that was as close as Clemson could get. Suggs scored his first touchdown of the day on a three-yard rush on the next possession to give the Hokies a 21-10 lead.

Hopes of a second-half rally were shattered when Vick found Andre Davis for a 55-yard touchdown on the first drive of the second half. Willie Simmons relieved Dantzler in the final quarter. On his first possession, Simmons led the offense on an 11-play, 71-yard drive that ended in a 23-yard touchdown pass to Rod Gardner. With seven catches, Gardner surpassed Terry Smith's Clemson record for career receptions, finishing his career with 166.

Both quarterbacks shined in the much-anticipated match-up between Vick and Dantzler, although the Hokie quarterback left with both a Gator Bowl and a MVP trophy. Vick had the advantage in the passing game, his numbers slightly besting Dantzler's 15-32 for 180 yards.

Game Stats

Clemson	0	10	3	7	- 20
Virginia Tech	14	7	13	7	- 41
VAT	Ferguson 23 pass from Vick (Warley kick), 1st, 13:23, 1-23				
VAT	Vick 6 run (Warley kick), 1st, 1:08, 11-59				
CU	Zachery 23 pass from Dantzler (Hunt kick), 2nd, 13:34, 9-74				
CU	Hunt 28 FG, 2nd, 5:45, 4-2				
VAT	Suggs 3 run (Warley kick), 2nd, 2:26, 7-78				
VAT	Suggs 1 run (Warley kick failed), 3rd, 12:19, 5-80				
CU	Hunt 26 FG, 3rd, 7:19, 6-12				
VAT	Ferguson 5 run (Warley kick), 3rd, 5:14, 5-74				
CU	Gardner 23 pass from Simmons (Hunt kick), 4th, 7:19, 11-71				
VAT	Suggs 5 run (Warley kick), 4th, 3:41, 7-44				
Attendance - 68,741					
Team Statistics		CU	VAT		
Rushes-Yards		35-88	47-211		
Passing Yards		243	205		
Rushing (Att-Yds-TD)					
CU	Dantzler 18-81, Zachery 5-15, Rambert 4-7				
VAT	Suggs 20-73-3, Kendrick 5-52, Ferguson 6-26-1, Ward 4-24, Vick 9-19-1, Bumell 1-6				
Passing (Com-Att-Yds-I-TD)					
CU	Dantzler 15-32-180-1-1, Simmons 6-12-63-1-1				
VAT	Vick 10-18-205-1-1				
Receiving (Rec-Yds-TD)					
CU	Gardner 7-94-1, Watts 4-59, Zachery 2-25-1, Robinson 2-25, Kelly 3-22, Rambert 2-14				
VAT	A. Davis 2-70, Kendrick 2-55, Wynn 2-27				



2001 Humanitarian Bowl



Clemson	49
Louisiana Tech	24
December 31, 2001	
Bronco Stadium • Boise, ID	

Head Coaching Matchup	
Clemson:	Tommy Bowden
Louisiana Tech:	Jack Bicknell
Records & AP Ranking Entering Game	
Clemson:	6-5 NR
Louisiana Tech:	7-4 NR

Clemson concluded its 2001 season with a 49-24 win over Louisiana Tech in the Crucial.com Humanitarian Bowl in Boise, ID. The Tigers managed to win despite snowy conditions and freezing temperatures that set records for a Tiger football game.

Clemson won by putting together one of its best all-around performances of the season. The offense racked up 548 yards of total offense and set a school record for most touchdown passes in a game with five. The Tigers scored four touchdowns in the third quarter, setting a new team record for most points scored in one quarter in a bowl game. Four touchdowns were scored by freshmen, marking the first time in school history that happened. The defense held the Bulldogs to just 49 total yards rushing while intercepting three passes and totaling six sacks.

After falling behind 10-7, Clemson took the lead 14-10 with 6:54 remaining before halftime when quarterback Woodrow Dantzler connected with Roscoe Crosby on a 53-yard touchdown reception. Dantzler helped extend the lead on the first drive of the second half by finding Ben Hall in the end zone and igniting the record-setting third quar-

ter scoring effort. Dantzler recorded his third touchdown pass of the game two minutes later when he hooked up with Bernard Rambert for a 62-yard score.

Following an interception by Brian Mance, the offense capitalized seven plays later when Rambert scampered down the left sideline for 21 yards and a score. Charles Hafley intercepted Luke McCown's pass on the Bulldogs' first play of the ensuing drive, and Airese Currie's 19-yard fumble-rookie play less than two minutes later marked the fourth touchdown of the quarter and gave Clemson a 42-10 lead.

Backup quarterback Willie Simmons entered the game in the final period and helped contribute to Clemson's final score of the game, completing his only pass of the contest to Derrick Hamilton for a 57-yard touchdown with just over nine minutes remaining. Despite two late scores by Louisiana Tech, the Tigers' impressive team effort left fans excited about the potential of the 2002 campaign.

Dantzler ended his career with a fitting performance. He completed 15-23 passes for 218 yards, and his four touchdown passes tied his own team record. Rambert posted 101 rushing yards and a touchdown on 16 carries. Center Kyle Young was named to **Sports Illustrated's** All-Bowl team, as he had 18 knockdown blocks in the contest.

Game Stats					
Clemson	7	7	28	7	- 49
Louisiana Tech	3	7	0	14	- 24
LAT	Scobee 29 FG , 1st, 12:22, 10-61				
CU	Bailey 10 pass from Dantzler (Hunt kick), 1st, 5:48, 8-51				
LAT	McCown 11 run (Scobee kick), 2nd, 7:51, 12-79				
CU	Crosby 53 pass from Dantzler (Hunt kick), 2nd, 6:54, 2-57				
CU	Hall 5 pass from Dantzler (Hunt kick), 3rd, 11:43, 9-65				
CU	Rambert 62 pass from Dantzler (Hunt kick), 3rd, 9:42, 3-62				
CU	Rambert 21 run (Hunt kick), 3rd, 6:36, 7-58				
CU	Currie 19 run (Hunt kick), 3rd, 4:34, 6-51				
CU	Hamilton 57 pass from Simmons (Hunt kick), 4th, 9:24, 2-60				
LAT	Daigre 34 pass from McCown (Simon pass), 4th, 7:46, 7-76				
LAT	Smith 2 run (Causey kick failed), 4th, 3:14, 8-75				
Attendance - 23,472					
Team Statistics		CU	LAT		
Rushes-Yards		55-273	26-49		
Passing Yards		275	401		
Rushing (Att-Yds-TD)					
CU	Rambert 16-101-1, Jasmin 16-83, Dantzler 15-57, Currie 2-13-1, Hamilton 2-17, Schell 1-2				
LAT	Smith 14-57, Curry 1-(-3), McCown 11-(-5)				
Passing (Com-Att-Yds-I-TD)					
CU	Dantzler 15-23-218-0-4, Simmons 1-4-57-0-1, Schell 0-1-0-0-0, Reames 0-1-1-0-0				
LAT	McCown 25-52-328-3-1, Causey 4-7-73-0-0				
Receiving (Rec-Yds-TD)					
CU	Hamilton 4-94-1, Crosby 4-69-1, Rambert 3-77-1				
LAT	Daigre 10-178, Simon 7-96, Harris 4-31				





2002 Tangerine Bowl



Texas Tech	55
Clemson	15
December 23, 2002	
Florida Citrus Bowl Stadium • Orlando, FL	

Head Coaching Matchup	
Clemson:	Tommy Bowden
Texas Tech:	Mike Leach
Records & AP Ranking Entering Game	
Clemson:	7-5 NR
Texas Tech:	8-5 NR

Texas Tech defeated Clemson 55-15 in the 2003 Mazda Tangerine Bowl at Florida Citrus Bowl Stadium in Orlando, FL. Making their fourth consecutive bowl appearance, the Tigers were unable to contain Kliff Kingsbury, who threw for 375 yards and three touchdowns. Earning game MVP honors, he completed 32-43 passes and finished the season with 5,017 passing yards. Although Kingsbury left the game in the third quarter with a leg injury, he returned to play in the final quarter and became just the third player in Division I-A history to eclipse the 5,000-yard passing mark in a season.

Charlie Whitehurst, who completed 20 of his 48 passes for 263 yards, led Clemson. His favorite target was Kevin Youngblood, who had a game-high 134 yards receiving on seven catches.

Kingsbury established the tone for the Red Raider offense by completing six of his first eight passes and leading the Red Raiders to a 29-yard field goal. Less than six minutes later, Kingsbury's 46-yard touchdown pass to Nehemiah Glover gave the Red Raiders a 10-0 lead. The onslaught contin-

ued in the first quarter when Kingsbury connected with Mickey Peters on a 19-yard touchdown pass that gave Texas Tech a 17-0 lead entering the second quarter.

Taurean Henderson's 10-yard run gave the Red Raiders a 24-0 lead with 12:09 remaining in the first half. Midway through the second quarter, Clemson finally mustered some points when Tye Hill blocked a punt that resulted in a safety when the ball went through the end zone.

Vincent Meeks intercepted Whitehurst at the goal-line. Three quick completions moved the Texas Tech offense into field-goal range, and Robert Treece's successful 40-yard attempt as time expired gave Texas Tech a 34-2 advantage at halftime.

Clemson's opening drive of the second half resulted in the team's first offensive score, when Whitehurst connected with tight end Ben Hall on a 10-yard touchdown pass. Kingsbury left the game on the next possession after Khaleed Vaughn rolled over his leg; B.J. Symons replaced Kingsbury and guided the Red Raiders to a score on his opening drive. Symons' two-yard touchdown pass to Carlos Francis made the score 41-9. Chad Jasmin's two-yard scamper with 12:29 remaining in regulation signaled the Tigers' final score of the contest.

Game Stats					
Clemson	0	2	7	6	15
Texas Tech	17	17	7	14	55
TTU	Treece 29 FG, 1st, 10:11, 14-82				
TTU	Glover 46 pass from Kingsbury (Treece kick), 1st, 5:38, 1-46				
TTU	Peters 19 pass from Kingsbury (Treece kick), 1st, 1:26, 7-69				
TTU	Henderson 10 run (Treece kick), 2nd, 12:09, 6-41				
CU	TEAM Safety , 2nd, 5:14				
TTU	Welker 59 punt return (Treece kick), 2nd, 3:52				
TTU	Treece 40 FG, 2nd, 0:00, 6-52				
CU	Hall 10 pass from Whitehurst (Hunt kick), 3rd, 11:12, 14-80				
TTU	Francis 2 pass from Symons (Bishop kick), 3rd, 6:12, 11-79				
CU	Jasmin 2 run (Whitehurst pass failed), 4th, 12:29, 8-45				
TTU	Welker 9 pass from Kingsbury (Bishop kick), 4th, 9:18, 10-65				
TTU	Henderson 26 pass from Symons (Bishop kick), 4th, 5:32, 5-58				
Attendance - 21,689					
Team Statistics			CU	TTU	
Rushes-Yards			29-41	27-91	
Passing Yards			319	464	
Rushing (Att-Yds-TD)					
CU	T. Hill 5-16, Kelly 5-15, Currie 1-9, Jasmin 4-4				
TTU	Henderson 10-60-1, Welker 4-30, Munlin 5-26				
Passing (Com-Att-Yds-I-TD)					
CU	Whitehurst 20-48-263-4-1, Simmons 5-8-56-0-0				
TTU	Kingsbury 32-43-375-1-3, Symons 7-9-89-0-2				
Receiving (Rec-Yds-TD)					
CU	Youngblood 7-134, Hamilton 4-72, McKelvey 2-33				
TTU	Glover 8-121-1, Henderson 8-56-1, Peters 7-86-1				



2004 Peach Bowl



Clemson	27
Tennessee	14
January 2, 2004	
Georgia Dome • Atlanta, GA	

Head Coaching Matchup	
Clemson:	Tommy Bowden
Tennessee:	Phillip Fulmer
Records & AP Ranking Entering Game	
Clemson:	8-4 NR
Tennessee:	10-2 #6

Clemson's impressive finish to the regular season carried over into the Chick-fil-A Peach Bowl, as the Tigers upset #6 Tennessee by a score of 27-14. The win gave Clemson two victories over top-10 teams for the first time since the 1981 National Championship season, and propelled the Tigers to a #22 ranking in both final polls.

Clemson received the ball to start the game, and the offense responded with a quick start. Charlie Whitehurst found Derrick Hamilton for 26 yards and Kevin Youngblood for 35 more to move into scoring position. On first-and-goal, Whitehurst led an option to the short side of the field. Duane Coleman took the pitch and leaped over a would-be tackler. He got in for an eight-yard score.

Tennessee was forced to punt on its second possession, as Clausen was sacked by Justin Miller (first of his career) and then had a pass tipped at the line by Eric Coleman. All-America punter Dustin Colquitt booted a 41-yard punt, but Clemson's Hamilton provided some fireworks. He started to the right side of the field, cut back left, and then was off to the races thanks to some timely blocks.

late in the first quarter. Chad Jasmin rushed for 46 yards on the drive, including a 15-yard touchdown run up the middle to put the Tigers ahead 17-7.

Clemson again responded with points on the ensuing possession. Jasmin ignited the drive with a 31-yard run up the middle. Whitehurst then found Hamilton for a 23-yard gain into the redzone. Faced with third-and-goal from the eight, the Tiger coaching staff reached into its bag of tricks.

Whitehurst took the shotgun snap and handed the ball to Kyle Browning between his legs. Whitehurst then carried out a fake option to the right, while Browning hesitated and then ran left for the touchdown. The play, known as "Panther," put the Tigers ahead 24-14 at halftime.

Clemson rushed for 153 yards, while Tennessee struggled to just 38. Jasmin, voted the game's most valuable offensive player, had 130 yards on the ground and a touchdown.

Recording sacks for Clemson were Charles Bennett, Touré Francis, Leroy Hill, John Leake, DeJuan Polk, and Miller. With two sacks, Hill was voted the defensive most valuable player.

His 58-yard punt return put Clemson on the Volunteers' 17-yard line to begin the next drive.

The Tigers quickly responded to a Volunteer touchdown

Game Stats					
Clemson	10	14	0	3	27
Tennessee	7	7	0	0	14
CU	D. Coleman 8 run (Hunt kick), 1st, 12:50, 6-80				
CU	Hunt 23 FG, 1st, 3:48, 6-11				
TEN	Hannon 19 pass from Clausen (Wilhoit kick), 1st, 0:06, 11-87				
CU	Jasmin 15 run (Hunt kick), 2nd, 13:11, 7-80				
TEN	Jones 30 pass from Clausen (Wilhoit kick), 2nd, 8:19, 4-43				
CU	Browning 8 run (Hunt kick), 2nd, 5:36, 9-80				
CU	Hunt 28 FG, 4th, 1:23, 14-70				
Attendance - 75,125					
Team Statistics			CU	TEN	
Rushes-Yards			34-153	26-38	
Passing Yards			246	384	
Rushing (Rush-Yards-TD)					
CU	Jasmin 15-130-1, Hamilton 4-23, Browning 1-8-1, D. Coleman 8-4-1, Whitehurst 6-(-12)				
TEN	Houston 6-24, Riggs 2-10, Fleming 4-6, Davis 1-6, Clausen 12-2, Banks 1-(-10)				
Passing (Com-Att-Yards-I-TD)					
CU	Whitehurst 22-40-246-1-0				
TEN	Clausen 31-55-384-0-2, TEAM 0-1-0-0-0				
Receiving (Rec-Yards-TD)					
CU	Hamilton 5-69, Currie 5-50, D. Coleman 4-17, Youngblood 3-64, Baham 2-25, Williamson 1-13, Hall 1-9, Jasmin 1-(-1)				
TEN	Fleming 6-54, Jones 5-66-1, Hannon 4-57-1, Banks 3-37, Fayton 3-34, Swain 3-18, Brown 2-48, Smith 2-45, Houston 2-18, Revill 1-7				





Date	Site	Opponent	CU AP-Coach	Opp. AP-Coach	W-L	Score	10-25-1986	A	N.C. State	16-16	20-19	L	3-27
1-1-1940	N1	Boston College	12-NP	11-NP	W	6-3	12-27-1986	N8	Stanford	21-18	20-17	W	27-21
11-28-1942	A	Auburn		16-NP	L	13-41	9-19-1987	H	Georgia	8-8	18-17	W	21-20
11-20-1943	A	Georgia Tech		15-NP	L	6-41	11-21-1987	A	South Carolina	8-8	12-12	L	7-20
10-28-1944	A	Tennessee		20-NP	L	7-26	1-1-1988	N10	Penn State	14-12	20-19	W	35-10
11-4-1944	A	Wake Forest		17-NP	L	7-13	9-17-1988	H	Florida State	3-4	10-12	L	21-24
11-13-1948	A	Wake Forest	10-NP	19-NP	W	21-14	10-15-1988	H	Duke	11-12	22-24	W	49-17
9-30-1950	A	Missouri		17-NP	W	34-0	10-22-1988	A	N.C. State	9-10	24-NR	L	3-10
10-28-1950	A	Wake Forest	16-NR	17-NR	W	13-12	11-19-1988	H	South Carolina	15-15	25-21	W	29-10
1-1-1951	N2	Miami (FL)	10-10	15-16	W	15-14	1-1-1989	N10	Oklahoma	9-13	10-11	W	13-6
10-13-1951	A	Pacific		20-NR	L	7-21	9-9-1989	A	Florida State	10-9	16-16	W	34-23
10-4-1952	A	Maryland		3-5	L	0-28	10-21-1989	H	N.C. State	NR-24	12-12	W	30-10
10-3-1953	H	Maryland		3-NP	L	0-20	12-30-1989	N8	West Virginia	14-13	17-17	W	27-7
11-7-1953	A	Georgia Tech		6-7	L	7-20	9-8-1990	A	Virginia	9-10	14-13	L	7-20
11-21-1953	H	Auburn		14-14	L	19-45	10-13-1990	A	Georgia Tech	15-14	18-15	L	19-21
10-9-1954	A3	Florida		14-17	W	14-7	10-27-1990	H	North Carolina	18-17	NR-24	W	20-3
11-13-1954	A	Maryland		17-NR	L	0-16	1-1-1991	N11	Illinois	14-11	16-17	W	30-0
11-20-1954	A	Auburn		18-18	L	6-27	9-28-1991	H	Georgia Tech	7-7	19-18	W	9-7
11-12-1955	H	Maryland		2-2	L	12-25	10-26-1991	H	N.C. State	19-19	12-12	W	29-19
11-19-1955	N4	Auburn		12-12	L	0-21	1-1-1992	N10	California	13-12	14-14	L	13-37
9-29-1956	A	Florida		19-NP	T	20-20	9-12-1992	H	Florida State	15-14	5-4	L	20-24
11-3-1956	H	Virginia Tech	13-17	16-NR	W	21-6	10-10-1992	A	Virginia	25-22	10-10	W	29-28
11-16-1956	A	Miami (FL)	13-NR	8-10	L	0-21	10-24-1992	A	N.C. State	18-15	23-23	L	6-20
1-1-1957	N2	Colorado	19-NR	20-18	L	21-27	11-7-1992	H	North Carolina		18-18	W	40-7
10-5-1957	H	N.C. State		13-15	L	7-13	9-11-1993	A	Florida State	21-17	1-1	L	0-57
11-16-1957	A	Duke	14-14	11-10	L	6-7	10-2-1993	H	N.C. State		24-23	W	20-14
11-8-1958	A	Georgia Tech	17-18	NR-19	L	0-13	11-6-1993	A	North Carolina		16-18	L	0-24
1-1-1959	N5	Louisiana State	12-13	1-1	L	0-7	11-13-1993	H	Virginia		18-16	W	23-14
9-19-1959	A	North Carolina	18-NP	12-NP	W	20-18	10-15-1994	A	Duke		25-23	L	13-19
10-3-1959	A	Georgia Tech	6-7	7-12	L	6-16	10-22-1994	A	Florida State		7-10	L	0-17
12-19-1959	N6	Texas Christian	11-11	7-8	W	23-7	11-5-1994	A	North Carolina		19-12	W	28-17
10-22-1960	A	Duke		NR-18	L	6-21	9-9-1995	H	Florida State		1-1	L	26-45
10-7-1961	A	North Carolina		*-NP	W	27-0	9-23-1995	H	Virginia		11-14	L	3-22
9-29-1962	A	N.C. State		*-NP	W	7-0	10-5-1996	A	Florida State		2-2	L	3-34
10-27-1962	H	Auburn		NR-10	L	14-17	10-19-1996	H	Georgia Tech		22-24	W	28-25
9-21-1963	A	Oklahoma		4-NP	L	14-31	11-9-1996	A	Virginia		15-16	W	24-16
9-28-1963	A	Georgia Tech		9-NP	L	0-27	12-28-1996	N9	Louisiana State		17-16	L	7-10
10-9-1965	A	Georgia		4-5	L	9-23	9-13-1997	A	N.C. State	19-21	NR-25	W	19-17
10-16-1965	A	Duke		*-NP	W	3-2	9-20-1997	H	Florida State	16-15	5-5	L	28-35
10-1-1966	A	Georgia Tech		9-10	L	12-13	11-15-1997	H	North Carolina		8-9	L	10-17
10-8-1966	A	Alabama		4-4	L	0-26	1-2-1998	N9	Auburn		13-13	L	17-21
10-22-1966	A	Southern California		5-5	L	0-30	9-19-1998	A	Virginia		10-10	L	18-20
9-30-1967	H	Georgia		5-5	L	17-24	10-17-1998	A	Florida State		6-7	L	0-48
11-18-1967	H	N.C. State		10-10	W	14-6	11-12-1998	H	Georgia Tech		22-23	L	21-24
9-27-1969	H	Georgia		7-7	L	0-30	9-11-1999	H	Virginia		22-19	W	33-14
10-11-1969	A	Auburn		20-NR	L	0-51	9-23-1999	A	Virginia Tech		8-8	L	11-31
10-3-1970	A	Georgia Tech		15-16	L	7-28	10-23-1999	H	Florida State		1-1	L	14-17
10-10-1970	H	Auburn		9-9	L	0-44	11-13-1999	A	Georgia Tech		13-14	L	42-45
9-25-1971	H	Georgia		14-13	L	0-28	12-31-1999	N9	Mississippi State		15-16	L	7-17
10-9-1971	N7	Duke		14-15	W	3-0	11-4-2000	A	Florida State	10-10	4-4	L	7-54
10-23-1971	A	Auburn		5-5	L	13-35	11-18-2000	H	South Carolina	16-14	25-NR	W	16-14
11-6-1971	A	North Carolina		NR-19	L	13-26	1-1-2001	N8	Virginia Tech		6-5	L	20-41
9-30-1972	A	Oklahoma		2-2	L	3-52	9-29-2001	A	Georgia Tech	NR-25	9-11	W	47-44
9-21-1974	A	N.C. State		15-18	L	10-31	10-27-2001	H	Florida State	NR-24	14-14	L	27-41
9-20-1975	A	Alabama		14-18	L	0-56	11-10-2001	A	Maryland		13-11	L	20-37
9-18-1976	H	Georgia		9-9	L	0-41	11-17-2001	A	South Carolina		22-22	L	15-20
11-13-1976	A	Maryland		6-7	L	0-20	8-31-2002	A	Georgia		8-12	L	28-31
9-10-1977	H	Maryland		10-NP	L	14-21	10-3-2002	A	Florida State		11-11	L	31-48
9-17-1977	A	Georgia		17-19	W	7-6	10-24-2002	H	N.C. State		12-9	L	6-38
11-12-1977	H	Notre Dame	15-16	5-5	L	17-21	11-16-2002	H	Maryland		19-19	L	12-30
12-30-1977	N8	Pittsburgh	11-10	10-9	L	3-34	8-30-2003	H	Georgia		11-9	L	0-30
11-18-1978	A	Maryland	12-12	11-11	W	28-24	10-11-2003	H	Virginia		25-24	W	30-27
12-30-1978	N8	Ohio State	7-8	20-NR	W	17-15	11-8-2003	H	Florida State		3-3	W	26-10
11-3-1979	H	Wake Forest		14-14	W	31-0	1-2-2004	N9	Tennessee		6-7	W	27-14
11-24-1979	A	South Carolina	13-13	19-NR	L	9-13	9-25-2004	A	Florida State		8-11	L	22-41
12-31-1979	N9	Baylor	18-17	19-19	L	18-24	10-7-2004	A	Virginia		10-9	L	10-30
9-20-1980	A	Georgia		10-9	L	16-20	11-6-2004	A	Miami (FL)		11-10	W ^(OT)	24-17
11-8-1980	H	North Carolina		14-14	L	19-24	9-3-2005	H	Texas A&M		17-17	W	25-24
11-22-1980	H	South Carolina		14-15	W	27-6	9-17-2005	H	Miami (FL)	20-23	13-13	L ^(ROT)	30-36
9-19-1981	H	Georgia		4-4	W	13-3	9-24-2005	H	Boston College		NR-25	L ^(OT)	13-16
11-7-1981	A	North Carolina	2-3	8-9	W	10-8	11-12-2005	H	Florida State		17-16	W	35-14
1-1-1982	N2	Nebraska	1-1	4-4	W	22-15	11-19-2005	A	South Carolina		19-21	W	13-9
9-6-1982	A	Georgia	11-9	7-7	L	7-13	Total						58-93-2
11-6-1982	H	North Carolina	13-14	18-13	W	16-13							
11-13-1982	A	Maryland	11-10	18-16	W	24-22							
9-17-1983	H	Georgia		11-7	T	16-16							
11-5-1983	A	North Carolina		10-9	W	16-3							
11-12-1983	H	Maryland	17-PB	11-9	W	52-27							
9-22-1984	A	Georgia	2-PB	20-17	L	23-26							
9-29-1984	A	Georgia Tech	13-PB	20-NR	L	21-28							
11-24-1984	H	South Carolina		9-9	L	21-22							
9-20-1986	A	Georgia		14-10	W	31-28							
											</		

* - ranking unknown (polls during those years only published top 10 in the nation and listed other teams receiving votes in alphabetical order); PB - not ranked by **UPI** due to probation; N1 - Dallas, TX (Cotton Bowl); N2 - Miami, FL (Orange Bowl); A3 - Jacksonville, FL; N4 - Mobile, AL; N5 - New Orleans, LA (Sugar Bowl); N6 - Houston, TX (Bluebonnet Bowl); N7 - Norfolk, VA (Oyster Bowl); N8 - Jacksonville, FL (Gator Bowl); N9 - Atlanta, GA (Peach Bowl); N10 - Orlando, FL (Citrus Bowl); N11 - Tampa, FL (Hall of Fame Bowl); Note: Home games in **bold**.



Offensive Team Season Bests



Wins			4. 1991 3019	4. 2001 395	Pass Efficiency		8. 1978 5.43	4. 2001 30.75	4. 1978 22.75
1. 1981 12-0	5. 1981 2977	5. 2004 355	1. 1950 148.00	9. 1983 5.42	5. 1983 30.72	5. 1999 21.83			
2. 1948 11-0	6. 1987 2972	6. 2005 348	2. 1989 139.80		6. 1978 30.66	6. 1981 21.16			
3. 1978 11-1	7. 1990 2956	7. 2000 340	3. 2005 135.46	Yards			7. 1989 30.66	7. 2005 21.09	
4. 1987 10-2	8. 1995 2945	8. 1997 311	4. 2003 134.61	1. 2003 5467	8. 1988 28.50	8. 1989 21.08			
1988 10-2	9. 1989 2841	9. 1970 302	5. 1997 132.40	2. 2000 5242	9. 1981 28.16				
1989 10-2			6. 1974 132.36	3. 2001 5184					
1990 10-2	Rush Yards Per Attempt	Pass Attempts Per Game	7. 1984 131.70	4. 1978 5134	Punting Average		Fewest Turnovers		
8. 1939 9-1	1. 1950 5.25	1. 2003 37.7	8. 1975 131.61	5. 1991 4836	1. 1984 44.0	1. 1940 8			
1950 9-0-1	2. 1941 5.07	2. 2002 35.5	9. 1981 131.49	6. 1999 4831	2. 1990 43.7	2. 1938 10			
1959 9-2	3. 1949 4.882	3. 1999 35.3		7. 2002 4726	3. 1983 43.3	3. 1994 12			
1982 9-1-1	4. 1992 4.876	4. 2001 32.9	Interception Avoidance		4. 1979 43.0	4. 1988 13			
1983 9-1-1	5. 1988 4.815	5. 2004 32.3	1. 1988 .019	1. 1988 .019	5. 1948 42.7	1989 13			
1991 9-2-1	6. 1949 4.791	6. 2005 31.6	2. 1992 .020	2. 1992 .020	1989 42.7	6. 2005 14			
1993 9-3	7. 1978 4.681	7. 2000 28.3	3. 1990 .023	3. 1990 .023	7. 1981 42.1	7. 1990 17			
2000 9-3	8. 1983 4.580	8. 1969 28.1	4. 1978 .024	4. 1978 .024		1996 17			
2003 9-4		9. 1970 27.5	5. 2005 .026	5. 2005 .026	Punt Return Average				
	Rush Yards Per Game	Passing Yards	6. 2003 .027	6. 2003 .027	1. 1948 17.13				
	1. 1978 289.1	1. 2003 3687	7. 2002 .028	7. 2002 .028	2. 1954 16.30	Fewest Turnovers Per Game			
	2. 1986 270.4	2. 2002 3157	8. 1989 .030	8. 1989 .030	3. 1961 15.88	1. 1940 0.88			
	3. 1988 270.1	3. 1999 3019	9. 2000 .032	9. 2000 .032	4. 2000 14.97	2. 1988 1.08			
	4. 1950 264.8	4. 2001 2884		Plays	5. 1970 14.92	1989 1.08			
4. 1950 9-0-1 .950	5. 1992 257.1	5. 2005 2574		1. 2003 954	6. 1938 14.24	4. 1994 1.09			
5. 1978 11-1 .917	6. 1991 251.6	6. 2000 2554	1. 2003 954	2. 1978 946	7. 1987 13.58	5. 1938 1.11			
6. 1939 9-1 .900	7. 1983 250.2	7. 1997 2299	2. 1978 946	3. 2000 931	8. 1993 12.85	6. 2005 1.27			
7. 1982 9-1-1 .864		8. 2004 2069	3. 2000 931	4. 1999 920		7. 1990 1.42			
1983 9-1-1 .864	Completions	9. 1998 2030	4. 1999 920	5. 2002 920	Kickoff Return Average				
Note: Minimum six games.	1. 2003 300	Pass Yards Per Game	6. 1991 918	6. 1991 918	1. 2003 27.69				
	2. 2002 268	1. 2003 283.6	7. 1986 917	7. 1986 917	2. 2004 27.06	Turnover Margin			
	3. 1999 252	2. 1999 251.6	8. 2001 913	8. 2001 913	3. 2002 24.31	1. 1988 +21			
	4. 2005 227	3. 2002 242.8	9. 1979 911	9. 1979 911	4. 1959 23.85	2. 1940 +19			
1. 1978 741	5. 2001 226	4. 2001 240.3	Plays Per Game		5. 2003 45	3. 1978 +17			
2. 1979 725	6. 1997 188	5. 2005 234.0	1. 1978 78.8	1. 1978 78.8	6. 1989 43	1990 +17			
3. 1981 705	7. 2000 180	6. 2000 212.8	2. 2000 77.6	2. 2000 77.6	7. 1984 42	1994 +17			
1986 705	8. 2004 178	7. 1997 191.6	3. 1999 76.7	3. 1999 76.7	1999 42	7. 1950 +16			
5. 1989 678	9. 1998 158	8. 2004 188.1	4. 1991 76.5	4. 1991 76.5		8. 1989 +15			
6. 1988 673	Completions Per Game	9. 1998 184.5	5. 1986 76.4	5. 1986 76.4	Points				
7. 1990 667	1. 2003 23.08	Completion %	6. 2001 76.1	6. 2001 76.1	1. 2000 416	First Downs			
	2. 1999 21.00	1. 2005 65.2	7. 1979 75.9	7. 1979 75.9	2. 2001 369	1. 2003 303			
Rush Attempts Per Game	3. 2005 20.64	2. 2003 61.2	8. 1981 75.8	8. 1981 75.8	3. 1978 368	2. 2001 282			
1. 1978 61.75	4. 2002 20.62	3. 1997 60.5	9. 1992 74.9	9. 1992 74.9	4. 1978 47	3. 1978 273			
2. 1979 60.41	5. 2001 18.83	4. 1989 60.0	Yards Per Play		5. 2003 365	4. 2000 273			
3. 1981 58.75	6. 2004 16.18	5. 1999 59.6	1. 1950 6.16	1. 1950 6.16	6. 1984 346	5. 1999 262			
1986 58.75	7. 1997 15.67	6. 2002 58.0	2. 2003 5.73	2. 2003 5.73	7. 1950 344	6. 2002 259			
5. 1963 56.50	8. 2000 15.00	7. 2001 57.2	3. 2001 5.68	3. 2001 5.68	8. 1988 342	7. 1981 254			
1989 56.50	9. 1998 14.36	8. 1995 56.7	4. 2000 5.63	4. 2000 5.63	9. 1981 338	8. 1989 253			
7. 1982 56.18		9. 1984 55.5	5. 2005 5.59	5. 2005 5.59	1983 338	9. 1995 22.37			
	Pass Attempts		6. 1947 5.53	6. 1947 5.53	Points Per Game				
	1. 2003 490		7. 1948 5.44	7. 1948 5.44	1. 2000 34.67	First Downs Per Game			
1. 1978 3469	2. 2002 462				2. 1950 34.40	1. 2001 23.50			
2. 1986 3245	3. 1999 423				3. 1984 31.45	2. 2003 23.31			
3. 1988 3241						3. 2000 22.75			



Offensive Team Records



Total Offense

Total Plays
Game: 98 (55 pass, 43 rush) vs. Maryland, 1992
Season: 954 in 2003
Per Game: 78.8 (946 in 12 games), 1978

Total Offense Yards
Game: 756 vs. Wake Forest, 1981
Season: 5,467 in 2003
Per Game: 436.8 (5242 in 12 games), 2000
400-yard Games: 9 in 2003
500-yard Games: 4 in 2001

Yards Per Play
Game: 10.66 (56-597) vs. Presbyterian, 1945
Season: 6.16 (630-3881) in 1950

Fewest Turnovers
Game: 0 vs. many
Season: 8 in 1940
Per Game: 0.89 (8 in 9 games), 1940

Turnover Margin
Game: +7 vs. Duke, 1968; vs. Georgia, 1981
Season: +23 (15-38 in 12 games) in 1989
Per Game: +2.11 (+19 in 9 games), 1940

Rushing

Most Rushes
Game: 78 vs. Duke, 1979
Season: 741 in 1978
Per Game: 61.8 (741 in 12 games), 1978

Most Rushing Yards
Game: 615 vs. Georgia Tech, 1903
 536 vs. Wake Forest, 1981
Season: 3,469 in 1978
Per Game: 289.1 (3469 in 12 games), 1978
200-Yard Games: 11 in 1978 and 1986
300-Yard Games: 5 in 1978

Rushing Yards Per Attempt
Game: 10.3 (50-516) vs. Presbyterian, 1965
Season: 5.25 (504-2648) in 1950

Passing

Most Attempts
Game: 57 vs. Wake Forest, 2003
Season: 490 in 2003
Per Game: 37.7 (490 in 13 games), 2003

Fewest Attempts
Game: 0 vs. South Carolina, 1956
Season: 65 in 1938
Per Game: 7.22 (65 in 9 games), 1938

Most Completions
Game: 35 vs. Wake Forest, 2003
Season: 300 in 2003
Per Game: 23.1 (300 in 13 games), 2003

Fewest Completions
Game: 0 vs. George Washington, 1938; Presbyterian, 1942, 53; South Carolina, 1943, 44, 52, 56; Fordham, 1952; Virginia Tech, 1956
Season: 21 in 1944
Per Game: 2.33 (21 in 9 games), 1944

Yards Per Attempt
Game (min 15): 18.2 (20-364) vs. Duke, 1963
Season: 9.8 (126-1233) in 1950

Yards Per Completion
Game (min 10): 25.5 (11-280) vs. Furman, 1947

Season: 23.3 (53-1,233) in 1950

Lowest Interception Percentage
Game: 0.00 (54 attempts, 0 int.) vs. Duke, 2002
Season: 1.99 (4-201) in 1988
Per Game: 0.33 (4 in 12 games), 1988

Most Passing Yards
Game: 420 vs. Duke, 2002
Season: 3,687 in 2003
Per Game: 283.6 (3,687 in 13 games), 2003
200-Yard Games: 11 in 2003
300-Yard Games: 6 in 2003

Fewest Passing Yards
Game: 0 vs. many, last vs. Virginia Tech, 1956
Season: 346* in 1956
Per Game: 31.45* (346 in 11 games), 1956

Completion Percentage
Game (min 15 att): 88.24 (15-17) vs. The Citadel, 1978
Game (min 20 att): 85.19 (23-27) vs. N.C. State, 2001
Season: 65.23 (227-348), 2005

Passing Efficiency
Game (min 15 att): 241.08 (12-20-274-0-4) vs. North Carolina, 2002
Season: 148.23 (53-126-1,233-8-14), 1950

Most Passes Had Intercepted

Game: 7 vs. South Carolina, 1945
Season: 24 in 1969
Per Game: 2.40 (24 in 10 games), 1969

Scoring

Most Touchdowns
Game: 12 vs. Wake Forest, 1981
Season: 55 in 2000
Per Game: 4.8 (48 in 10 games), 1950

Most Touchdowns Rushing
Game: 11 vs. Presbyterian, 1948
Season: 39 in 1978
Per Game: 3.5 (35 in 10 games), 1950

Most Touchdowns Passing
Game: 5 vs. Louisiana Tech, 2001
Season: 23 in 2001, 2003
Per Game: 1.92 (23 in 12 games), 2001

Most Touchdowns By Return
Game: 3 vs. Georgia, 1914 (3 punt)
 2 vs. Wake Forest, 1940 (2 interception); The Citadel, 1954 (1 interception, 1 blocked punt); Maryland, 1970 (1 punt, 1 interception); Georgia Tech, 1987 (1 punt, 1 kickoff); Long Beach State, 1990 (1 kickoff, 1 interception); South Carolina, 1997 (1 punt, 1 interception); **Florida State, 2004 (2 kickoff)**
Season: 7 in 1990 (4 interceptions, 2 kickoff, 1 fumble)
Per Game: 0.58 (7 in 12 games), 1990

Most Touchdowns By Punt Returns
Game: 3 vs. Georgia, 1914
Season: 3 in 1914 (modern mark: 2 in 1938, 1948, 1954, 1970, 1987)
Per Game: 0.22 (2 in 9 games), 1938

Most Touchdowns By Kickoff Returns
Game: 2 vs. Florida State, 2004
Season: 2 in 1990, 2004
Per Game: 0.18 (2 in 11 games), 2004

Most Touchdowns By Interception Returns
Game: 2 vs. Wake Forest, 1940
Season: 4 in 1990

Per Game: 0.33 (3 in 9 games), 1940; (4 in 12 games), 1990

Most Touchdowns By Fumble Returns

Game: 1 vs. many
Season: 2 in 1996, 1998

Points
Game: 122 vs. Guilford, 1901; 94 vs. Furman, 1915; 82 vs. Wake Forest, 1981
Season: 416 in 2000
Per Game: 37.0 (222 in 6 games), 1900
Modern Record: 34.7 (416 in 12 games), 2000

Field Goals
Game: 6 vs. Texas A&M, 2005
Season: 23 in 1980
Per Game: 2.09 (23 in 11 games), 1980

Field Goal Attempts
Game: 6 vs. Georgia, 1983; vs N.C. State, 1991; at Maryland, 1992; **Texas A&M, 2005**
Season: 32 in 1988
Per Game: 2.72 (30 in 11 games), 1980

Field Goal Percentage
Game: 100.0 (6-6) vs. Texas A&M, 2005
Season: 94.4 (17-18) in 1984

Most Extra Points
Game: 10 vs. Presbyterian 1945; Wake Forest, 1981
Season: 51 (55 attempts) in 2000

Extra Point Percentage
Game (min. 7): 100.0 vs. many, last vs. Duke, 7-7, 2005
Season (min. 40): 100.0 in 1989 (42-42)

Extra Points Attempted
Game: 12 (made 10) vs. Wake Forest, 1981
Season: 55 (made 51) in 2000

Special Teams

Most Punts
Game: 18 vs. Furman, 1932
Season: 91 in 1939
Per Game: 10.0 (90 in 9 games), 1945

Punting Yards
Game: 546 vs. Virginia Tech, 1998
Season: 3,731 in 1939
Per Game: 373.1 (3,731 in 10 games), 1939

Punting Average
Game (min. 3): 56.6* (3-170) vs Wake Forest, 1986
Season: 43.98 (56-2,463) in 1984

Most Punt Returns
Game: 11 vs. George Washington, 1941; Georgia Tech*, 1987
Season: 53 in 1945, 1987
Per Game: 5.77 (52 in 9 games), 1941

Most Punt Return Yards
Game: 227* vs. Georgia Tech, 1987
Season: 720 in 1987
Per Game: 64.8 (584 in 9 games), 1938

Best Punt Return Average
Game (min 3 ret): 41.8* (4-167) vs. Maryland, 1970
Season: 17.1 (37-634), 1948

Most Kickoff Returns
Game: 10 vs. Georgia Tech, 1944
Season: 57 in 1970, 1946
Per Game: 6.33 (57 in 9 games), 1946



Offensive Team Records



Most Kickoff Return Yards

Game: 286 (7 returns) vs. Florida State, 2004
Season: 1,187 in 1970
Per Game: 107.9 (1187 in 11 games), 1970

Best Kickoff Return Average

Game (min. 3 KOR): 43.3 (3-130) vs. N.C. State, 2002
Season: 27.7 (29-803) in 2003

Miscellaneous

Most Penalties

Game: 20 vs. N.C. State, 2001
Season: 104 in 1987, 2000
Per Game: 8.67 (104 in 12 games), 1987, 2000

Most Penalty Yards

Game: 181 vs. N.C. State, 2001
Season: 962 in 2000
Per Game: 80.2 in 2000

Time of Possession

Game: 42:58 vs. North Carolina, 1992
Season: 410:57 (12 games) in 1989
Per Game: 34:15 (410:57 in 12 games), 1989

Most Fumbles

Game: 14 vs. Presbyterian, 1953
Season: 49 in 1963
Per Game: 4.9 (49 in 10 games), 1963

Most Fumbles Lost

Game: 5 vs. many teams
Season: 26 in 1963, 1975
Per Game: 2.6 (26 in 10 games), 1963

Fewest Fumbles

Game: 0 vs. many teams
Season: 13 in 1938
Per Game: 1.44 (13 in 9 games), 1938

Fewest Fumbles Lost

Game: 0 vs. many teams
Season: 2* in 1994

Per Game: 0.18* (2 in 11 games), 1994

Third-Down Conversion Percentage

Game: 100.0 (12-12) vs. Wake Forest, 1981
Season: 51.6 (99-192), 1978

First Downs

Game: 35 vs. Wake Forest, 1981
Season: 303 in 2003
Per Game: 23.5 (282 in 12 games), 2001

First Downs Rushing

Game: 27 vs. Presbyterian, 1957; Wake Forest, 1981
Season: 192 in 1978
Per Game: 16.0 (192 in 12 games), 1978

First Downs Passing

Game: 19 vs. Duke, 2002
Season: 156 in 2003
Per Game: 12.0 (156 in 13 games), 2003

* - ACC record; Note: Bowden-coached teams in **bold**.



Defensive Team Records



Total Defense

Fewest Total Plays Allowed

Game: 29 vs. Furman, 1939
Season: 462 in 1943
Per Game: 52.0 (468 in 9 games), 1940

Lowest Total Offense Allowed

Game: -12 vs. Furman, 1948
Season: 1,575 in 1939
Per Game: 157.5 (1575 in 10 games), 1939

Lowest Total Offense Per Play Allowed

Game: -0.34 vs. Furman, 1948
Season: 3.03 in 1939

Rushing

Fewest Rushing Yards Allowed

Game: -29 vs. Furman, 1996
Season: 733 in 1991
Per Game: 61.1 (733 in 12 games), 1991

Fewest Rushing Yards Per Attempt

Game: -1.48 vs. Furman, 1941
Season: 1.82 (402-733) in 1991

Fewest Rushing Attempts

Game: 14 vs. Presbyterian, 1941
Season: 334 in 1941
Per Game: 33.4 (334 in 10 games), 1941

Passing

Fewest Pass Attempts Allowed

Game: 0 vs. many
Season: 105 in 1938
Per Game: 10.9 (109 in 10 games), 1939

Fewest Completions

Game: 0 vs. many, last time vs. Rice, 1959
Season: 32 in 1939
Per Game: 3.2 (32 in 10 games), 1939

Fewest Passing Yards

Game: 0 vs. many, last time vs. Rice, 1959
Season: 449 in 1939

Lowest Opponent Completion Percentage

Game: 0.0 (0-13) vs. Rice, 1959
Season: 29.4 in 1939

Interceptions

Game: 6 vs. South Carolina, 1971; N.C. State, 1995
Season: 25 in 1951
Per Game: 2.50 (25 in 10 games), 1951

Interception Return Yards

Game: 143 (4 int) vs. Maryland, 1970
Season: 361 in 1951
Per Game: 36.1 (in 10 games), 1951

Special Teams

Fewest Kickoff Return Yards

Game: 0 vs. many
Season: 346 in 1976

Fewest Kickoff Return Yards Per Attempt

Game: 0.0 vs. many
Season: 14.7 in 1952

Fewest Punt Return Yards

Game: 0 vs. many
Season: 63 in 1957

Fewest Punt Return Yards Per Attempt

Game: 0.0 vs. many
Season: 2.7 (24-65) in 1977

Most Punts Blocked

Game: 3 vs. Auburn, 1998 Peach Bowl
Season: 5 in 1944
Per Game: 0.56 (5 in 9 games), 1940

Most Blocked Kicks

Game: 3 vs. Georgia, 1995; Auburn, 1998 Peach Bowl
Season: 8 in 1995

Scoring

Fewest Points Allowed

Game: 0 vs. many
Season: 45 in 1939
Per Game: 4.5 (45 in 10 games), 1939

Shutouts

Season: 7 in 1928
Consecutive: 6 in 1928; 4 in 1906, 1909, 1959*

Fewest Touchdowns Allowed

Game: 0 vs. many
Season: 6 in 1939
Per Game: 0.6 (6 in 10 games), 1939

Fewest Rushing Touchdowns Allowed

Game: 0 vs. many
Season: 5 in 1938, 1939, 1979, 1981
Per Game: 0.42 (5 in 12 games), 1979, 1981

Fewest Passing Touchdowns Allowed

Game: 0 vs. many
Season: 0 in 1951

Miscellaneous

Most Sacks

Game: 12 vs. Furman, 1996
Season: 47 (326 yards) in 1999
Per Game: 4.18 (46 in 11 games), 1992

Most Pass Breakups

Game: 18 vs. The Citadel, 1986
Season: 96 in 1989
Per Game: 8.0 (96 in 12 games), 1989

Most Recovered Fumbles

Game: 6 vs. Duke, 1965
Season: 21 in 1956
Per Game: 1.91 (21 in 11 games), 1956

Most Fumble Returns

Game: 1 vs. many
Season: 6 in 1996

Most Fumble Return Yards

Game: 93 vs. Virginia, 1998
Season: 106 in 1998

Fewest First Downs

Game: 0 vs. The Citadel, 1948
Season: 80 in 1939
Per Game: 8.0 (80 in 10 games), 1939



Individual Season Bests



Rushing Yards

Rk	Player	Year	Rush	Yards	Avg.
1.	Raymond Priestler	1996	257	1345	5.2
2.	Raymond Priestler	1995	238	1322	5.6
3.	Terrence Flagler	1986	192	1258	6.6
4.	Kenny Flowers	1985	227	1200	5.3
5.	Terry Allen	1988	216	1192	5.5
6.	Cliff Austin	1982	197	1064	5.4
7.	Woodrow Dantzler	2001	221	1061	4.8
8.	Buddy Gore	1967	230	1045	4.5
9.	Woodrow Dantzler	2000	190	1028	5.4
10.	Travis Zachery	2000	206	1027	5.0

Rushing Yards Per Game

Rk	Player	Year	GP	Yards	Y/G
1.	Raymond Priestler	1996	12	1345	112.08
2.	Raymond Priestler	1995	12	1322	110.17
3.	Cliff Austin	1982	10	1064	106.40
4.	Terrence Flagler	1986	12	1258	104.83
5.	Buddy Gore	1967	10	1045	104.50
6.	Kenny Flowers	1985	12	1200	100.00
7.	Terry Allen	1988	12	1192	99.33
8.	Ray Auger	1969	10	968	96.80
9.	Terry Allen	1987	11	973	88.45
10.	Woodrow Dantzler	2001	12	1061	88.42

Note: Ronald Williams averaged 97.5 for six games in 1991; minimum 75 percent of games.

Yards Per Rush

Rk	Player	Year	Att.-Yds	Avg.
1.	Billy Hair	1950	71-525	7.39
2.	Ronald Williams	1991	82-585	7.13
3.	Terrence Flagler	1986	192-1258	6.55
4.	Jackie Calvert	1950	105-663	6.31
5.	Ray Mathews	1949	118-728	6.17
6.	Hal Davis	1984	87-533	6.13
7.	Shad Bryant	1939	84-508	6.05
8.	Banks McFadden	1939	78-468	6.01
9.	Joe Pagliei	1955	80-476	5.95
10.	Joel Wells	1955	135-782	5.79

Note: Minimum 400 yards.

Pass Attempts

Rk	Player	Year	Yards	Pct.	Co.	Att.
1.	Charlie Whitehurst	2003	3561	61.9	288	465
2.	Charlie Whitehurst	2004	2067	50.7	177	349
3.	Woodrow Dantzler	2001	2578	60.8	203	334
4.	Charlie Whitehurst	2005	2278	66.9	208	311
5.	Nealon Greene	1997	2212	62.1	180	290
6.	Brandon Streeter	1998	1948	53.2	150	282
7.	Tommy Kendrick	1970	1407	49.8	133	267
8.	Woodrow Dantzler	2000	1871	56.1	137	244
	Willie Simmons	2002	1559	58.2	142	244
10.	Tommy Kendrick	1969	1457	46.9	107	227

Pass Completions

Rk	Player	Year	Yards	Pct.	Att.	Co.
1.	Charlie Whitehurst	2003	3561	61.9	465	288
2.	Charlie Whitehurst	2005	2278	66.9	311	208
3.	Woodrow Dantzler	2001	2578	60.8	334	203
4.	Nealon Greene	1997	2212	62.1	290	180
5.	Charlie Whitehurst	2004	2067	50.7	349	177
6.	Brandon Streeter	1998	1948	53.2	282	150
7.	Willie Simmons	2002	1559	58.2	244	142
8.	Woodrow Dantzler	2000	1871	56.1	244	137
9.	Brandon Streeter	1999	1466	63.1	214	135
10.	Tommy Kendrick	1970	1407	49.8	267	133

Passing Yards

Rk	Player	Year	Att.	Co.	Pct.	Yards
1.	Charlie Whitehurst	2003	465	288	61.9	3561
2.	Woodrow Dantzler	2001	334	203	60.8	2578
3.	Charlie Whitehurst	2005	311	208	66.9	2278
4.	Nealon Greene	1997	290	180	62.1	2212
5.	Charlie Whitehurst	2004	349	177	50.7	2067
6.	Brandon Streeter	1998	282	150	53.2	1948
7.	Woodrow Dantzler	2000	244	137	56.1	1871
8.	Steve Fuller	1977	205	106	51.7	1655
9.	Homer Jordan	1981	196	107	54.6	1630
10.	DeChane Cameron	1991	226	126	55.7	1601

Passing Yards Per Game

Rk	Player	Year	G	Co.	Att.	Yds	Y/G
1.	Charlie Whitehurst	2003	13	288	465	3561	273.92
2.	Charlie Whitehurst	2005	10	208	311	2278	227.80
3.	Woodrow Dantzler	2001	12	203	334	2578	214.83
4.	Charlie Whitehurst	2004	11	177	349	2067	187.91
5.	Nealon Greene	1997	12	180	290	2212	184.33
6.	Brandon Streeter	1999	8	135	214	1466	183.25
7.	Brandon Streeter	1998	11	150	282	1948	177.10
8.	Charlie Whitehurst	2002	9	123	214	1554	172.67
9.	Woodrow Dantzler	2000	12	137	244	1871	155.92
10.	Willie Simmons	2002	10	142	244	1559	155.90

Passing Efficiency

Rk	Player	Year	Co.	Att.	Yds	TD	I	Eff.
1.	Willie Jordan	1975	40	73	728	5	1	158.3
2.	Harvey White	1957	46	95	841	11	3	154.6
3.	Mike Eppley	1983	99	166	1410	13	9	146.0
4.	Mark Fellers	1974	42	92	783	10	5	143.1
5.	Chris Morocco	1989	79	134	1131	6	2	141.7
6.	Woodrow Dantzler	2001	203	334	2578	21	11	139.8
7.	Nealon Greene	1997	180	290	2212	16	9	138.1
8.	Charlie Whitehurst	2003	288	465	3561	21	13	135.6
9.	Charlie Whitehurst	2005	208	311	2278	11	9	134.3
10.	Homer Jordan	1981	107	196	1630	9	9	130.5

Note: Minimum 70 attempts.

Completion Percentage

Rk	Player	Year	Co.	Att.	Yards	Pct.
1.	Charlie Whitehurst	2005	208	311	2278	66.9
2.	Brandon Streeter	1999	135	214	1466	63.1
3.	Nealon Greene	1997	180	290	2212	62.1
4.	Charlie Whitehurst	2003	288	465	3561	61.9
5.	Woodrow Dantzler	2001	203	334	2578	60.8
6.	Mike Eppley	1983	99	166	1410	59.6
7.	Chris Morocco	1989	79	134	1131	59.0
8.	Joe Berry	1935	42	72	422	58.3
9.	Willie Simmons	2002	142	244	1559	58.2
10.	Charlie Whitehurst	2002	123	214	1554	57.5

Note: Minimum 70 attempts.

Touchdown Passes

Rk	Player	Year	Co.	Att.	Yards	TD
1.	Woodrow Dantzler	2001	203	334	2578	21
	Charlie Whitehurst	2003	288	465	3561	21
3.	Nealon Greene	1997	180	290	2212	16
4.	Mike Eppley	1984	116	213	1494	14
5.	Mike Eppley	1983	99	166	1410	13
	Brandon Streeter	1998	150	282	1948	13
7.	Bobby Gage	1948	44	105	887	11
	Woodrow Dantzler	2000	137	244	1871	11
	Charlie Whitehurst	2005	208	311	2278	11
10.	Bobby Gage	1947	47	109	1002	10
	Jimmy Addison	1966	103	186	1491	10
	Tommy Kendrick	1969	107	227	1457	10
	Mark Fellers	1974	42	92	783	10
	Nealon Greene	1995	116	202	1537	10
	Charlie Whitehurst	2002	123	214	1554	10

Total Offense

Rk	Player	Year	Rush	Pass	Total
1.	Woodrow Dantzler	2001	1061	2578	3639
2.	Charlie Whitehurst	2003	49	3561	3610
3.	Woodrow Dantzler	2000	1028	1871	2899
4.	Nealon Greene	1997	345	2212	2557
5.	Charlie Whitehurst	2005	29	2278	2307
6.	Steve Fuller	1978	649	1515	2164
7.	Homer Jordan	1981	486	1630	2116
8.	Charlie Whitehurst	2004	43	2067	2110
9.	Woodrow Dantzler	1999	588	1506	2094
10.	Steve Fuller	1977	437	1655	2092

Total Offense Per Game

Rk	Player	Year	G	Rush	Pass	Total	Y/G
1.	Woodrow Dantzler	2001	12	1061	2578	3639	303.3
2.	Charlie Whitehurst	2003	13	49	3561	3610	277.7
3.	Woodrow Dantzler	2000	12	1028	1871	2899	241.6
4.	Charlie Whitehurst	2005	10	29	2278	2307	230.7
5.	Nealon Greene	1997	12	345	2212	2257	213.1
6.	Woodrow Dantzler	1999	10	588	1506	2094	209.4
7.	Charlie Whitehurst	2004	11	43	2067	2110	191.8
8.	Brandon Streeter	1999	8	37	1466	1503	187.9
9.	Steve Fuller	1978	12	649	1515	2164	180.3
10.	Ken Pengitore	1973	11	571	1370	1941	176.5

All-Purpose Yards

Rk	Player	Year	Rush	Rec.	KOR	PR	Total
1.	Derrick Hamilton	2002	208	602	696	377	1883
2.	Tony Horne	1997	7	907	536	332	1782
3.	Derrick Hamilton	2003	111	1026	380	218	1735
4.	Raymond Priestler	1996	1345	115	----	----	1460
5.	Terrence Flagler	1986	1258	188	----	----	1446
6.	Antwuan Wyatt	1995	34	683	452	249	1418
7.	Raymond Priestler	1995	1322	74	----	----	1396
8.	Travis Zachery	2000	1027	313	----	30	1370
9.	Ray Mathews	1948	646	379	134	184	1343
10.	Terry Allen	1988	1192	125	7	----	1324

Receptions

Rk	Player	Year	GP	Yards	Avg.	Rec.
1.	Rod Gardner	1999	12	1084	13.6	80
2.	Tony Horne	1997	12	907	13.0	70
	Kevin Youngblood	2003	13	897	12.8	70
4.	Derrick Hamilton	2003	13	1026	16.5	62
	Chansi Stuckey	2005	11	761	12.3	62
6.	Airese Currie	2004	11	868	14.2	61
7.	Brian Wofford	1999	12	793	13.2	60
8.	Kevin Youngblood	2002	13	591	10.0	59
9.	Jerry Butler	1978	12	908	15.7	58
	Rod Gardner	2000	12	1050	18.1	58

Reception Yards

Rk	Player	Year	GP	Rec.	Avg.	Yds
1.	Rod Gardner	1999	12	80	13.6	1084
2.	Rod Gardner	2000	12	58	18.1	1050
3.	Derrick Hamilton	2003	13	62	16.5	1026
4.	Perry Tuttle	1980	11	53	17.3	915
5.	Jerry Butler	1978	12	58	15.7	908
6.	Tony Horne	1997	12	70	13.0	907
7.	Kevin Youngblood	2003	13	70	12.8	897
8.	Perry Tuttle	1981	12	52	17.0	883
9.	Airese Currie	2004	11	61	14.2	868
10.	Terry Smith	1991	12	52	15.9	829

Touchdown Receptions

Rk	Player	Year	GP	Rec.	Yards	Avg.	TD
1.	Derrick Hamilton	2003	13	62	1026	16.5	10
2.	Perry Tuttle	1981	12	52	833	17.0	8
	Terrance Roulhac	1984	11	26	512	19.7	8
	Tony Horne	1997	12	70	907	13.0	8
5.	Bennie Cunningham	1974	11	24	391	16.3	7
	Glenn Smith	1951	10	39	632	16.2	7
	Rod Gardner	2000	12	58	1050	18.1	7
8.	Glenn Smith	1950	10	22	498	22.6	6
	Terry Smith	1991	12	52	829	15.9	6



Individual Season Bests



Receptions Per Game

Rk	Player	Year	GP	Rec.	Rec./G
1.	Rod Gardner	1999	12	80	6.75
2.	Tony Horne	1997	12	70	5.83
3.	Chansi Stuckey	2005	11	62	5.64
4.	Airese Currie	2004	11	61	5.55
5.	Kevin Youngblood	2003	13	70	5.38
6.	Brian Wofford	1999	12	60	5.00
7.	Charlie Waters	1969	9	44	4.89
8.	Jerry Butler	1978	12	58	4.83
	Rod Gardner	2000	12	58	4.83
10.	Perry Tuttle	1980	11	53	4.82

Yards Per Reception

Rk	Player	Year	Rec-Yards	Avg.
1.	Gary Cooper	1988	13-417	32.1
2.	Whitey Jordan	1957	12-369	30.7
3.	Don Kelley	1971	18-505	28.1
4.	Ray Mathews	1948	14-379	27.1
5.	Glenn Smith	1950	22-498	22.6
6.	Joe Pagliei	1955	10-223	22.3
7.	Craig Brantley	1975	22-475	21.6
8.	Joe Blalock	1939	15-322	21.5
9.	Joe Blalock	1940	10-211	21.1
10.	Terry Smith	1993	38-776	20.4

Note: Minimum 10 receptions.

Total Touchdowns

Rk	Player	Year	Rush	Rec.	Ret.	TD
1.	Travis Zachery	2000	13	5	0	18
2.	Lester Brown	1978	17	0	0	17
3.	Travis Zachery	1999	16	0	0	16
4.	Fred Cone	1950	14	1	0	15
	Emory Smith	1995	14	1	0	15
6.	Cliff Austin	1982	14	0	0	14
7.	Kenny Flowers	1985	13	0	0	13
	Terrence Flagler	1986	10	3	0	13
	Woodrow Dantzler	2000	13	0	0	13
10.	Bill Mathis	1959	7	3	1	11
	Ray Yauger	1969	6	5	0	11
	Travis Zachery	2001	8	3	0	11
	Derrick Hamilton	2003	0	10	1	11
	Reggie Merriweather	2004	11	0	0	11

Punting Average

Rk	Player	Year	Punts	Yards	Avg.
1.	Chris Gardocki	1990	58	2580	44.48
2.	David Sims	1979	79	3468	43.76
3.	Dale Hatcher	1984	54	2361	43.72
4.	Dale Hatcher	1983	47	2051	43.56
5.	Banks McFadden	1939	65	2828	43.51
6.	Dale Hatcher	1981	44	1908	43.36
7.	Chris Gardocki	1989	48	2062	42.96
8.	Kevin Laird	1997	67	2865	42.76
9.	Chris Gardocki	1988	45	1924	42.76
10.	Chris McNally	1995	50	2136	42.72

Kickoff Return Yards

Rk	Player	Year	KOR	Avg.	Yards
1.	Derrick Hamilton	2002	32	21.8	696
2.	Justin Miller	2004	20	33.1	661
3.	Andre Humphrey	1993	29	22.9	663
4.	Brian Mance	2001	25	23.5	588
5.	Terrence Roulhac	1986	18	32.1	578
6.	Bob Bosler	1970	28	20.3	568
7.	Willie Scott	1975	26	20.8	541
8.	John Shields	1969	25	21.6	539
9.	Tony Horne	1997	19	28.2	536
10.	David Thomas	1972	23	22.7	522

Kickoff Return Average

Rk	Player	Year	KOR	Yards	Avg.
1.	Justin Miller	2002	13	456	35.1
2.	Derrick Hamilton	2003	11	380	34.5
3.	Justin Miller	2004	20	661	33.1
4.	Terrence Roulhac	1986	18	578	32.1
5.	Derrick Hamilton	2001	15	476	31.7
6.	Doug Thomas	1990	11	333	30.3
7.	Bill Mathis	1959	10	294	29.4
8.	Joe Henderson	1987	14	407	29.1
9.	Tony Horne	1997	19	536	28.2
10.	Antwan Edwards	1998	13	350	26.9

Note: Minimum 10 returns.

Punt Return Yards

Rk	Player	Year	PR	Avg.	Yards
1.	Shad Bryant	1938	27	18.0	487
2.	Don Kelley	1970	24	16.2	389
3.	Derrick Hamilton	2002	35	10.8	377
4.	Darnell Stephens	1991	29	12.5	362
5.	Donnell Woolford	1987	23	15.0	345
6.	Justin Miller	2004	26	13.0	339
7.	Tony Horne	1997	32	10.4	332
8.	Willie Jordan	1977	33	9.1	300
9.	James Lott	1987	24	12.1	290
10.	Joe Don Reames	2000	23	12.2	281

Punt Return Average

Rk	Player	Year	PR	Yards	Avg.
1.	Brian Mance	2000	6	192	32.0
2.	Elmo Lam	1961	8	179	22.4
3.	Joe Pagliei	1954	7	134	19.1
4.	Harry Pavilack	1960	6	112	18.7
5.	Shad Bryant	1938	27	487	18.0
6.	Bobby Gage	1948	12	203	16.9
7.	Jeff Siepe	1971	9	148	16.4
8.	Don Kelley	1970	24	389	16.2
9.	Jackie Calvert	1950	14	225	16.1
10.	Donnell Woolford	1987	23	345	15.0

Note: Minimum five returns.

Field Goals Made

Rk	Player	Year	Pct.	Att.	Made
1.	Obed Ariri	1980	76.7	30	23
2.	Chris Gardocki	1989	75.9	29	22
	Chris Gardocki	1990	78.6	28	22
	Nelson Welch	1992	78.6	28	22
	Jad Dean	2005	75.9	29	22
6.	Chris Gardocki	1988	59.4	32	19
	Nelson Welch	1991	67.9	28	19
8.	Bob Paulling	1983	90.0	20	18
	David Treadwell	1987	81.8	22	18
	Aaron Hunt	2003	69.2	26	18

Field Goals Attempted

Rk	Player	Year	Made	Pct.	Att.
1.	Chris Gardocki	1988	19	59.4	32
2.	Obed Ariri	1980	23	76.7	30
3.	Chris Gardocki	1989	22	75.9	29
	Jad Dean	2005	22	75.9	29
5.	Chris Gardocki	1990	22	78.6	28
	Nelson Welch	1991	19	67.9	28
	Nelson Welch	1992	22	78.6	28
8.	Aaron Hunt	2003	18	69.2	26
9.	Eddie Seigler	1972	11	44.0	25
	Obed Ariri	1978	14	56.0	25

Extra Points Made

Rk	Player	Year	Att.	Pct.	Made
1.	Aaron Hunt	2000	47	95.7	45
2.	Obed Ariri	1978	46	95.7	44
3.	Aaron Hunt	2001	45	97.8	44
4.	Donald Igwebuike	1984	41	100.0	41
	Chris Gardocki	1989	41	100.0	41
6.	Charles Radcliffe	1950	47	80.9	38
	Aaron Hunt	2003	42	90.5	38
8.	Aaron Hunt	2002	38	97.4	37
9.	Bob Paulling	1983	37	97.3	36
10.	Rusty Seyle	1988	38	92.1	35

Extra Points Attempted

Rk	Player	Year	Made	Pct.	Att.
1.	Charles Radcliffe	1950	38	80.9	47
	Aaron Hunt	2000	45	95.7	47
3.	Obed Ariri	1978	44	95.7	46
	Aaron Hunt	2001	45	97.8	46
5.	Aaron Hunt	2003	38	90.5	42
6.	Donald Igwebuike	1984	41	100.0	41
	Chris Gardocki	1989	41	100.0	41
8.	Rusty Seyle	1988	35	92.1	38
	Aaron Hunt	2002	37	97.4	38
10.	Bob Paulling	1983	36	97.3	37

Kick Scoring

Rk	Player	Year	FG-FGA	PAT	TP
1.	Chris Gardocki	1989	22-29	41-41	107
2.	Jad Dean	2005	22-29	33-33	99
3.	Chris Gardocki	1990	22-28	30-30	96
4.	Aaron Hunt	2003	18-26	38-42	92
5.	Bob Paulling	1983	18-20	36-37	90
6.	Donald Igwebuike	1984	16-17	41-41	89
	Nelson Welch	1992	22-28	23-25	89
8.	Nelson Welch	1991	19-28	31-35	88
	Aaron Hunt	2002	17-22	37-38	88
10.	Obed Ariri	1980	23-20	18-18	87

Scoring

Rk	Player	Year	TD	FG	PAT	TP
1.	Travis Zachery	2000	18	---	---	108
2.	Chris Gardocki	1989	---	22	41	107
3.	Lester Brown	1978	17	---	---	102
4.	Jad Dean	2005	---	22	33	99
5.	Chris Gardocki	1990	---	22	30	96
	Travis Zachery	1999	16	---	---	96
7.	Fred Cone	1950	15	---	2	92
	Aaron Hunt	2003	--	18	38	92
9.	Bob Paulling	1983	---	18	36	90
	Emory Smith	1995	15	---	---	90

Interceptions

Rk	Player	Year	Yards	TD	Int.
1.	Robert O'Neal	1989	96	0	8
	Justin Miller	2002	50	0	8
3.	Fred Knoebel	1951	29	0	7
4.	Dennis Smith	1974	47	1	6
	Steve Ryan	1977	67	0	6
	Terry Kinard	1981	31	0	6
	Terry Kinard	1982	3	0	6
	Johnny Rembert	1982	128	1	6
	Dexter Davis	1990	32	1	6
	Brian Dawkins	1995	55	1	6
	Robert Carswell	1999	72	0	6
	Alex Ardley	2000	61	0	6
	Brian Mance	2002	1	0	6

Interception Return Yards

Rk	Player	Year	TD	Int.	Yards
1.	Don Kelley	1970	1	3	156
2.	Rex Varn	1978	1	4	148
3.	Jimmy Quarles	1951	1	4	140
4.	Johnny Rembert	1982	1	6	128
5.	Arlington Nunn	1990	3	3	115
	Leomont Evans	1995	0	4	115
7.	Rex Varn	1977	1	4	109
8.	George Usry	1959	0	3	106
9.	Willie Underwood	1980	1	2	101
10.	Robert O'Neal	1989	0	8	96



Individual Defensive Records



Total Tackles

Game:	27	by Keith Adams vs. South Carolina (1999)
Season:	186	by Keith Adams (1999)
Career:	515	by Bubba Brown (1976-79)

First Hits

Game:	18	by Keith Adams vs. South Carolina (1999)
Season:	119	by Jeff Davis (1981); Keith Adams (1999)
Career:	295	by Jeff Davis (1978-81)

Tackles By a Lineman

Game:	21	by Willie Anderson vs. South Carolina (1974)
Season:	114	by Mark Heniford (1977)
Career:	314	by Jim Stuckey (1976-79)

Tackles By a Defensive Back

Game:	20	by Charles Hafley vs. Maryland (2001); Jamaal Fudge vs. Virginia (2003)
Season:	129	by Robert Carswell (1999)
Career:	372	by Robert Carswell (1997-00)

Tackles for Minus Yardage

Game:	6	by Keith Adams vs. Duke (1999)
Season:	35	by Keith Adams (1999)
Career:	61	by Michael Dean Perry (1984-87)

Pass Breakups

Game:	5	by Perry Williams vs. Virginia Tech (1985)
Season:	21	by Tye Hill (2004)
Career:	44	by Donnell Woolford (1985-88)

Passes Defended

Game:	5	by Perry Williams vs. Virginia Tech (1985)
Season:	21	by Dextra Polite (1999); Tye Hill (2004)
Career:	54	by Donnell Woolford (1985-88)

Note: Interceptions + pass breakups.

Sacks

Game:	4	by Keith Adams vs. Duke (1999)
Season:	16	by Keith Adams (1999)
Career:	28	by Michael Dean Perry (1984-87)

Recovered Fumbles

Game:	2	by Ron Scrudato vs. Furman (1959); Jimmy King vs. Rice (1959); Bob Coleman
--------------	---	--

vs. South Carolina (1960); Ronnie Kitchens vs. Maryland (1969); B.B. Elvington vs. Wake Forest (1970); Willie Anderson vs. Duke (1974); Dennis Smith vs. North Carolina (1975); Randy Scott vs. Duke (1978); Jim Scott vs. Boston College (1983); Henry Walls vs. Duke (1985); Gene Beasley vs. Furman (1988); Levon Kirkland vs. Georgia Tech (1989); Tyron Mouzon vs. South Carolina (1989); Kelton Dunnican vs. Virginia (1996); **Dorell Scott vs. Temple (2005)**

Season:	4	by Ronnie Ducworth (1968); B.B. Elvington (1970); Jeff Davis (1981); William Devane (1983)
Career:	8	by Jeff Davis (1977-81)

Caused Fumbles

Game:	2	by many (Last: Charles Bennett vs. Miami (FL), 2004)
Season:	4	by many (Last: Bryant McNeal, 2001)
Career:	10	by Jeff Davis (1978-81)
	10	by Ed McDaniel (1988-91)

Fumble Return Yards

Game:	93	by Antwan Edwards at Virginia, 1998
Season:	104	by Antwan Edwards (1998)
Career:	104	by Antwan Edwards (1995-98)

Interceptions

Game:	3	by Kit Jackson vs. Wake Forest (1965); Leomont Evans vs. N.C. State (1995); Brian Dawkins vs. Duke (1995); Alex Ardley vs. Maryland (2000)
Season:	8	by Robert O'Neal (1989); Justin Miller (2002)
Career:	17	by Terry Kinard (1978-82)

Interception Return Yards

Game:	101	by Willie Underwood (2 INT) vs. South Carolina (1980)
Season:	156	by Don Kelley (3 INT) (1970)
Career:	275	by Rex Varn (10 INT) (1976-79)

Takeaways

Game:	3	by Kit Jackson (3 INT) vs. Wake Forest
--------------	---	--

Single-Game Tackle Bests

Rk	Player, Pos.	Opponent	Year	Tac.
1.	Keith Adams, LB	South Carolina	1999	27
2.	Jeff Davis, LB	North Carolina	1980	24
3.	Chad Carson, LB	Wake Forest	2001	23
4.	Bubba Brown, LB	Ohio State	1978	22
	Bubba Brown, LB	N.C. State	1979	22
	Jeff Davis, LB	Maryland	1980	22
	Chad Carson, LB	Georgia Tech	2000	22
8.	Willie Anderson, MG	South Carolina	1974	21
	Henry Walls, LB	Georgia Tech	1985	21
	John Leake, LB	Maryland	2002	21
11.	Jeff Davis, LB	Tulane	1981	20
	Henry Walls, LB	Boston College	1983	20
	Tim Jones, LB	Duke	1994	20
	Anthony Simmons, LB	South Carolina	1996	20
	Charles Hafley, FS	Maryland	2001	20
	Jamaal Fudge, ROV	Virginia	2003	20

(1965); Dennis Smith (1 INT, 2 RF) vs. North Carolina (1975); Leomont Evans (3 INT) vs. N.C. State (1995); Brian Dawkins (3 INT) vs. Duke (1995); Randy Scott (1 INT, 2 RF) vs. Duke (1978); Andre Carter (2 INT, 1 RF) vs. Virginia (1994); Brian Mance (2 INT, 1 RF) vs. Missouri (2000); Alex Ardley (3 INT) vs. Maryland (2000)

Season:	9	by Robert O'Neal (8 INT, 1 FR) (1989)
Career:	19	by Terry Kinard (17 INT, 2 FR) (1978-82)

Return Yards on Takeaways

Game:	101	by Willie Underwood vs. South Carolina (1980)
Season:	160	by Antwan Edwards (1998)
Career:	299	by Antwan Edwards (1995-98)

Special Teams Tackles

Game:	7	by Chad Speck vs. Georgia Tech (1999)
Season:	26	by Rodney Thomas (2000)
Career:	47	by Chad Speck (1997-00)

* - since 1986; Note: All other stats from 1976-05.



Clemson's Longest Drives



Plays					Time					Yardage				
PL	Date	W-L	Score	Opponent	Time	Date	W-L	Score	Opponent	Yards	Date	W-L	Score	Opponent
20	10-7-1978	W	38-7	Virginia Tech	9:47	9-10-2005	W	28-24	Maryland	99	9-17-1988	L	21-24	Florida State
19	9-22-1979	W	12-7	Georgia	9:34	11-7-1992	W	40-7	North Carolina	99	10-24-1998	L	23-28	Duke
19	10-12-2002	L	17-22	Virginia	8:49	9-5-1998	W	33-0	Furman	98	12-31-1993	W	14-13	Kentucky
19	11-19-2005	W	13-9	South Carolina	8:48	9-26-1992	L	16-20	Georgia Tech	97	11-16-1974	W	28-9	Virginia
18	9-26-1992	L	16-20	Georgia Tech	8:47	11-20-1987	L	7-20	South Carolina	97	10-14-2000	W	35-14	Maryland
18	11-7-1992	W	40-7	North Carolina	8:39	10-7-1978	W	38-7	Virginia Tech	96	11-17-2001	L	15-20	South Carolina
18	10-7-1989	W	34-20	Virginia	8:15	10-28-1995	W	24-3	Georgia Tech	96	9-3-2005	W	25-24	Texas A&M
18	11-20-1987	L	7-20	South Carolina	8:13	11-21-1959	W	33-31	Wake Forest	95	10-2-1982	W	24-6	Kentucky
18	10-18-1986	W	35-3	Duke	8:13	9-9-2000	W	62-9	Missouri	95	9-7-1995	W	19-3	Furman
18	12-31-1993	W	14-13	Kentucky	8:11	9-19-1970	W	27-17	Virginia	95	9-28-1996	W	21-10	Wake Forest
18	1-1-1959	L	0-7	Louisiana State	8:09	11-2-1996	W	35-3	Maryland	94	10-7-1978	W	38-7	Virginia Tech
18	9-5-1998	W	33-0	Furman	8:00	10-7-1989	W	34-20	Virginia	94	10-25-1997	W	20-9	Maryland
18	9-29-2001	W ^(OT)	47-44	Georgia Tech	7:57	10-7-1995	L	17-19	Georgia					



Individual Season & Career Defensive Bests



Season				Passes Defended					Pass Breakups							
Tackles				Rk	Player, Pos.	Year	Int.	PBU	PD	Rk	Player, Pos.	Years	PBU			
Rk	Player, Pos.	Year	Tac.	1.	Dextra Polite, CB	1999	4	17	21	1.	Donnell Woolford, CB	1985-88	44			
1.	Keith Adams, LB	1999	186		Tye Hill, CB	2004	0	21	21	2.	Robert O'Neal, FS	1989-92	37			
2.	Anthony Simmons, LB	1996	178	3.	Donnell Woolford, CB	1987	5	15	20	3.	Antwan Edwards, CB	1995-98	35			
3.	Jeff Davis, LB	1981	175	4.	Antwan Edwards, CB	1997	4	15	19		Tye Hill, CB	2002-05	35			
4.	Bubba Brown, LB	1978	170	5.	Terry Kinard, FS	1982	6	12	18	5.	Delton Hall, CB	1983-86	33			
5.	John Leake, LB	2002	169		Delton Hall, CB	1986	4	14	18	6.	Dexter Davis, CB	1988-90	32			
6.	Rodney Thomas, LB	2002	167	7.	Ty Davis, CB	1984	2	15	17	7.	Justin Miller, CB	2002-04	31			
7.	Jeff Davis, LB	1980	160		James Lott, CB	1987	4	13	17	8.	Terry Kinard, FS	1979-82	30			
8.	Anthony Simmons, LB	1997	158		Robert O'Neal, FS	1989	8	9	17	9.	Dexter McCleon, CB	1993-96	28			
9.	Chad Carson, LB	2000	156		Brian Mance, CB	2002	6	11	17	10.	Ty Davis, CB	1980-84	27			
10.	Henry Walls, LB	1985	153		Justin Miller, CB	2002	8	9	17	Passes Defended						
11.	Bubba Brown, LB	1979	150		Takeaways					Rk	Player, Pos.	Years	Int.	PBU	PD	
	Anthony Simmons, LB	1995	150		Rk	Player, Pos.	Year	Int.	RF	Tot.	1.	Donnell Woolford, CB	1985-88	10	44	54
13.	Keith Adams, LB	2000	148		1.	Robert O'Neal, FS	1989	8	1	9	2.	Robert O'Neal, FS	1989-92	12	37	49
14.	Leroy Hill, LB	2003	145		2.	Brian Dawkins, FS	1995	6	2	8	3.	Terry Kinard, FS	1979-82	17	30	47
15.	Chad Carson, LB	1999	144			Justin Miller, CB	2002	8	0	8	4.	Justin Miller, CB	2002-04	13	31	44
Tackles For Loss					4.	Fred Knoebel, DB	1952	7	*	7	5.	Antwan Edwards, DB	1995-98	8	35	43
Rk	Player, Pos.	Year	TFL			Bobby Johnson, DB	1971	4	3	7	6.	Dexter Davis, CB	1988-90	10	32	42
1.	Keith Adams, LB	1999	35			Terry Kinard, FS	1982	6	1	7	7.	Tye Hill, CB	2002-05	5	35	40
2.	William Perry, MG	1984	27			Dexter Davis, CB	1990	6	1	7	8.	Delton Hall, CB	1983-86	6	33	39
	Rob Bodine, MG	1991	27			Robert Carswell, FS	1999	6	1	7	9.	Alex Ardley, CB	1998-00	12	26	38
	Leroy Hill, LB	2003	27		Career					10.	Dexter McCleon, CB	1993-96	9	28	37	
5.	Anthony Simmons, LB	1997	25		Tackles					Caused Fumbles						
6.	Michael Dean Perry, DT	1987	24		Rk	Player, Pos.	Years	Tac.			Rk	Player, Pos.	Years	CF		
7.	Jim Stuckey, DT	1979	20		1.	Bubba Brown, LB	1976-79	515			1.	Jeff Davis, LB	1978-81	10		
	Trevor Pryce, DT	1996	20		2.	Anthony Simmons, LB	1995-97	486				Ed McDaniel, ILB	1988-91	10		
9.	Jeff Bryant, DT	1981	19		3.	Jeff Davis, LB	1978-81	469			3.	Danny Triplett, LB	1979-82	8		
	Keith Adams, LB	2000	19		4.	Chad Carson, LB	1998-01	448				William Perry, MG	1981-84	8		
	Leroy Hill, LB	2004	19		5.	John Leake, LB	2000-03	443				Chester McGlockton, DT	1989-91	8		
Sacks					6.	Ed McDaniel, LB	1988-91	389			6.	Levon Kirkland, OLB	1988-91	7		
Rk	Player, Pos.	Year	Sacks		7.	Randy Scott, LB	1975-78	382				Keith Adams, LB	1998-00	7		
1.	Keith Adams, LB	1999	16		8.	Keith Adams, LB	1998-00	379			Recovered Fumbles					
2.	Adrian Dingle, DE	1998	10.5		9.	Robert Carswell, FS	1997-00	374			Rk	Player, Pos.	Years	RF		
3.	Jim Stuckey, DT	1979	10		10.	Tim Jones, LB	1991-94	338			1.	Jeff Davis, LB	1978-81	8		
	William Perry, MG	1984	10		11.	Rodney Thomas, LB	1999-02	321			2.	William Perry, MG	1981-84	7		
	Michael Dean Perry, DT	1987	10		12.	Henry Walls, LB	1983-85	316				Levon Kirkland, OLB	1988-91	7		
6.	Michael Dean Perry, DT	1986	9		13.	Jim Stuckey, DT	1976-79	314			4.	Willie Smith, DE	1954-56	6		
	Bryant McNeal, DE	2002	9		14.	Doug Brewster, LB	1987-90	312				Ronnie Ducworth, DE	1966-68	6		
8.	Vance Hammond, DT	1990	8.5		15.	Leroy Hill, LB	2001-04	311				Gene Beasley, SS	1985-88	6		
	Ashley Sheppard, OLB	1992	8.5		Sacks							Doug Brewster, LB	1987-90	6		
10.	Jeff Bryant, DT	1981	8		Rk	Player, Pos.	Years	Sacks			Note: Not kept officially prior to 1954.					
	Brentson Buckner, DT	1992	8		1.	Michael Dean Perry, DT	1984-87	28			Takeaways					
	Darnell Stephens, OLB	1994	8		2.	William Perry, MG	1981-84	27			Rk	Player, Pos.	Years	Int.	RF	Tot.
	Anthony Simmons, ILB	1997	8		3.	Adrian Dingle, DE	1995-98	23			1.	Terry Kinard, FS	1979-82	17	2	19
	Bryant McNeal, DE	2001	8			Keith Adams, LB	1998-00	23			2.	Fred Knoebel, DB	1950-52	15	*	15
	Leroy Hill, LB	2003	8		5.	Brentson Buckner, DT	1990-93	22				Brian Dawkins, SS	1992-95	11	4	15
	Leroy Hill, LB	2004	8			Bryant McNeal, DE	1999-02	22			4.	Eddie Geathers, CB	1977-80	12	2	14
Pass Breakups					7.	Chester McGlockton, DT	1989-91	20.5				Robert O'Neal, FS	1989-92	12	2	14
Rk	Player, Pos.	Year	PBU		8.	Levon Kirkland, OLB	1988-91	19				Justin Miller, CB	2002-04	13	1	14
1.	Tye Hill, CB	2004	21			Wayne Simmons, OLB	1989-92	19		Tackles For Loss						
2.	Dextra Polite, CB	1999	17		Rk	Player, Pos.	Years	TFL		1.	Michael Dean Perry, DT	1984-87	61			
3.	Ty Davis, CB	1984	15		2.	William Perry, MG	1981-84	60			2.	William Perry, MG	1981-84	60		
	Delton Hall, CB	1985	15		3.	Keith Adams, LB	1998-00	54			3.	Keith Adams, LB	1998-00	54		
	Donnell Woolford, CB	1987	15		4.	Anthony Simmons, LB	1995-97	52			4.	Anthony Simmons, LB	1995-97	52		
	Donnell Woolford, CB	1988	15		5.	Rob Bodine, MG	1989-91	48			5.	Rob Bodine, MG	1989-91	48		
	Antwan Edwards, DB	1997	15			Leroy Hill, LB	2001-04	48				Leroy Hill, LB	2001-04	48		
8.	Reggie Pleasant, CB	1984	14		7.	Brentson Buckner, DT	1990-93	46			7.	Brentson Buckner, DT	1990-93	46		
	Delton Hall, CB	1986	14		8.	Adrian Dingle, DE	1995-98	45			8.	Adrian Dingle, DE	1995-98	45		
	Jerome Henderson, CB	1989	14		9.	Randy Scott, LB	1975-78	43			9.	Randy Scott, LB	1975-78	43		
	Antwan Edwards, CB	1998	14		10.	Levon Kirkland, OLB	1988-91	40			10.	Levon Kirkland, OLB	1988-91	40		

Note: Not kept officially prior to 1954.



Long Plays



Longest Plays By Clemson

Yds	Player(s)	Type of Play	Site - Opp. (Score CU-Opp.)	Date
108	Richie Luzzi	Missed FG Return	a - Georgia (13-31)	9-28-1968
102	Don Kelley	Int. Return	h - Duke (10-21)	10-24-1970
100	John Maxwell	KO Return	N2 - Cumberland (11-11)	11-26-1903
100	Derrick Hamilton	KO Return	a - Maryland (20-37)	11-10-2001
100	Derrick Hamilton	KO Return	h - North Carolina (36-28)	10-25-2003
99	Bill Mathis	KO Return	a - Georgia Tech (6-16)	10-3-1959
98	Hal Davis	KO Return	h - Georgia (16-24)	10-13-1962
98	Doug Thomas	KO Return	h - Long Beach St. (59-0)	9-1-1990
98	Doug Thomas	KO Return	N3 - Maryland (18-17)	9-15-1990
97	Mark Feller			
	Craig Brantley	Pass	h - Virginia (28-9)	11-16-1974
97	Justin Miller	KO Return	a - Florida State (22-41)	9-25-2004
95	Joe Henderson	KO Return	h - Georgia Tech (33-12)	6-26-1987
94	Rex Varn	Int. Return	a - N.C. State (33-10)	10-28-1978
93	Rex Varn	Int. Return	h - Maryland (14-21)	9-10-1977
93	Antwan Edwards	Fumble Return	a - Virginia (18-20)	9-19-1998
91	Mike Barber	Fumble Return	h - Tennessee-Chattanooga (54-3)	10-3-1992
90	Shad Bryant	Punt Return	N1 - George Washington (7-7)	10-8-1938
90	Banks McFadden	Rush	h - Presbyterian (18-0)	9-23-1939
90	Bobby Gage	Punt Return	h - N.C. State (6-0)	10-2-1948
90	Jimmy Quarles	Int. Return	a - Rice (20-14)	9-29-1951
90	Buck George	Rush	a - Furman (32-14)	11-17-1951
89	Bobby Gage	KO Return	a - Duquesne (34-13)	11-15-1947
89	Wesley McFadden	Rush	a - Virginia Tech (22-10)	9-12-1987
89	Darnell Stephens	Punt Return	h - Maryland (40-7)	11-16-1991
89	Derrick Witherspoon	Rush	h - Maryland (29-0)	10-30-1993
88	Bobby Gage	Rush	h - Presbyterian (76-0)	9-22-1945
88	Mack Matthews	Punt Return	a - Wake Forest (24-7)	10-6-1962
88	Terrence Flagler	Rush	a - Wake Forest (28-20)	11-1-1986
88	Brian Mance	Punt Return	h - Georgia Tech (28-31)	10-28-2000
87	Billy Hair	Rush	h - Furman (57-2)	11-18-1950
87	Steve Fuller			
	Jerry Butler	Pass	a - Maryland (28-24)	11-18-1978
86	Justin Miller	KO Return	a - Florida State (22-41)	9-25-2004
85	Don Kelley	Punt Return	a - Maryland (24-11)	10-31-1970
85n	Antwan Edwards	KO Return	a - Virginia (18-20)	9-19-1998
83n	Tim Childers	Fumble Return	h - Western Carolina (21-10)	9-25-1982
83	Charlie Whitehurst		a - North Carolina (42-12)	11-9-2002
	Airese Currie	Pass		
82	Chuck McSwain	Rush	a - Virginia (48-0)	10-9-1982
81	Jackie Calvert	Rush	a - Missouri (34-0)	9-30-1950
81	Joel Wells			
	Joe Pagliei	Pass	a - South Carolina (8-13)	10-21-1954
81	Ken Moore	Punt Return	N1 - Wake Forest (32-20)	10-30-1954
81	Billy Lott			
	Perry Tuttle	Pass	h - Furman (21-0)	9-8-1979
81n	Terrance Roulhac	KO Return	a - Georgia Tech (27-3)	9-27-1986
81n	Aaron Kelly	KO Return	a - Georgia Tech (9-10)	10-29-2005
81	Derrick Witherspoon	Rush	h - Appalachian State (48-0)	9-22-1990
80n	Buddy Gore	KO Return	h - Duke (9-6)	10-15-1966
80	Jimmy Addison			
	Edgar McGee	Pass	a - Wake Forest (23-21)	10-29-1966
80	Jay Washington	Rush	a - Georgia Tech (21-29)	9-29-1973
80	Willie Jordan			
	Craig Brantley	Pass	a - Georgia Tech (28-33)	9-27-1975
80	Homer Jordan			
	Perry Tuttle	Pass	h - Wofford (45-10)	9-5-1981
80	Nealon Greene			
	Joe Woods	Pass	h - Wake Forest (21-10)	9-28-1996
80	Nealon Greene			
	Tony Horne	Pass	a - Duke (13-6)	10-12-1996
80	Justin Miller	KO Return	h - N.C. State (6-38)	10-24-2002

n - non-scoring play; N1 - Charlotte, NC; N2 - Montgomery, AL; N3 - Baltimore, MD

Longest Plays By Opponent

Yds	Player(s)	Type of Play	Site - Opp. (Score CU-Opp.)	Date
100	Larry Fallen	KO Return	h - Virginia Tech (38-7)	10-7-1978
98	Doug Kotar	KO Return	h - Kentucky (10-13)	9-11-1971
98	Steve Atkins	Rush	a - Maryland (28-24)	11-18-1978
98n	Scott Woerner	Int. Return	a - Georgia (16-20)	9--20-1980
98	Chris Weinke			
	Marvin Minnis	Pass	a - Florida State (7-54)	11-4-2000
97	Dick Christy	KO Return	h - N.C. State (7-13)	10-5-1957
97	Gene Washington	KO Return	a - Georgia (14-31)	9-22-1973
97	Leon Washington	KO Return	a - Florida State (31-48)	10-3-2002
96	Quinton McCracken	KO Return	h - Duke (49-17)	10-15-1988
94n	Brandon Bennett		h - South Carolina (7-33)	11-19-1994

Reggie Richardson	KO Return		
92	John Schultz	KO Return	h - Maryland (20-22)
92	Jon Jeffries	KO Return	a - Virginia Tech (22-10)
91	Fred Gibson	KO Return	a - Georgia (28-31)
90	Floyd Reid	Punt Return	a - Georgia (0-20)
90	Dick Nolan	Punt Return	h - Maryland (0-20)
90	Marcus Mickel	KO Return	a - Virginia Tech (27-7)
90	Peter Warrick	Punt Return	h - Florida State (28-35)
88	Bernie Faloney	KO Return	h - Maryland (0-20)
87	Dennis Tabron	Int. Return	h - Duke (17-34)
87n	Kevin Tisdell	KO Return	a - Georgia Tech (19-21)
85	Matt Robinson		
	Gene Washington	Pass	h - Georgia (0-41)
85	Gary Schofield		
	Tim Ryan	Pass	N1 - Wake Forest (21-17)
85	Jamie Barnette		
	Torry Holt	Pass	h - N.C. State (39-46)
85	Eric King	Int. Return	a - Wake Forest (17-45)
85	Ben Mauk	Pass	h - Wake Forest (37-30)
	Jason Anderson		
84n	Carroll McClain	Punt Return	a - South Carolina (28-14)
84	Mike Voight	Rush	h - North Carolina (23-27)
83	Ernie Arizzi	Int. Return	h - Maryland (21-6)
83	Derrick Brooks	Fumble	a - Florida State (0-57)
82	Davy Ford	Rush	a - Florida State (7-54)
81	Willie Burden	Rush	h - N.C. State (23-31)
81	Mark Franklin	Int. Return	a - N.C. State (35-34)
81	Shawn Jones		
	Hector Rodriguez	Pass	h - Georgia Tech (14-30)
80	Bobby Hall	Rush	a - N.C. State (24-19)
80	Thad Busby		
	Peter Warrick	Pass	h - Florida State (28-35)

n - non-scoring play; ^ - mid-air fumble return; & - ACC record; * - missed field-goal return; N1 - Tokyo, Japan

Longest Clemson Runs From Scrimmage

Yds	Player, Pos.	Site - Opp. (Score CU-Opp.)	Date
90	Banks McFadden, TB	h - Presbyterian (18-0)	9-23-1939
90	Buck George, TB	a - Furman (34-14)	11-17-1951
89	Wesley McFadden, TB	a - Virginia Tech (22-10)	9-12-1987
89	Derrick Witherspoon, TB	h - Maryland (29-0)	10-30-1993
88	Bobby Gage, TB	h - Presbyterian (76-0)	9-22-1945
88	Terrence Flagler, TB	a - Wake Forest (28-20)	11-1-1986
87	Billy Hair, TB	h - Furman (57-2)	11-18-1950
82	Chuck McSwain, TB	a - Virginia (48-0)	10-9-1982
81	Jackie Calvert, TB	a - Missouri (34-0)	9-30-1950
81	Derrick Witherspoon, TB	h - Appalachian State (48-0)	9-22-1990
80	Jay Washington, TB	a - Georgia Tech (21-29)	9-29-1973
77n	Cliff Austin, TB	a - Duke (38-10)	10-17-1981
77	Derrick Hamilton, WR	h - Georgia Tech (24-19)	9-14-2002
75	Steve Fuller, QB	h - Virginia Tech (38-7)	10-7-1978
75	Woodrow Dantzler, QB	a - Virginia (31-10)	9-23-2000

Longest Opponent Runs From Scrimmage

Yds	Player	Site - Team (Score CU-Opp.)	Date
98	Steve Atkins	a - Maryland (28-24)	11-18-1978
84	Mike Voight	h - North Carolina (23-27)	11-6-1976
82	Davey Ford	a - Florida State (7-54)	11-4-2000
81	Willie Burden	h - N.C. State (23-31)	11-20-1971
80	Bobby Hall	a - N.C. State (24-19)	11-2-1968
79n	Tyrone Barbour	a - N.C. State (6-20)	10-24-1992
78	Terry Henley	h - Auburn (0-44)	10-10-1970
78	Bubba Bean	h - Texas A&M (15-30)	10-6-1973
78n	LeRoy Butler	h - Florida State (21-24)	9-17-1988

Longest Clemson Pass Plays From Scrimmage

Yds	Players	Site - Opp. (Score CU-Opp.)	Date
97	Mark Fellers-Craig Brantley	h - Virginia (28-9)	11-16-1974
87	Steve Fuller-Jerry Butler	a - Maryland (28-24)	11-18-1978
83	Charlie Whitehurst-Airese Currie	a - North Carolina (42-12)	11-9-2002
81	Joel Wells-Joe Pagliei	a - South Carolina (8-13)	10-21-1954
81	Billy Lott-Perry Tuttle	h - Furman (21-0)	9-8-1979
80	Jimmy Addison-Edgar McGee	a - Wake Forest (23-21)	10-29-1966
80	Willie Jordan-Craig Brantley	a - Georgia Tech (28-33)	9-27-1975
80	Homer Jordan-Perry Tuttle	h - Wofford (45-10)	9-5-1981
80	Nealon Greene-Joe Woods	h - Wake Forest (21-10)	9-28-1996
80	Nealon Greene-Tony Horne	a - Duke (13-6)	10-12-1996
79	DeChane Cameron-Gary Cooper	h - Duke (49-17)	10-15-1988
79	Woodrow Dantzler-Airese Currie	a - N.C. State (45-37)	10-13-2001



Long Plays



78	Steve Fuller-Craig Brantley	h - Tulane (13-17)	9-13-1975
77	Patrick Sapp-Terry Smith	h - Tennessee-Chattanooga (54-3)	10-3-1992
N1 - Richmond, VA (Tobacco Bowl)			

Longest Opponent Pass Plays From Scrimmage

Yds	Players	Site - Team (Score CU-Opp.)	Date
98	Chris Weinke-Marvin Minnis	a - Florida State (7-54)	11-4-2000
85	Matt Robinson-Gene Washington	h - Georgia (0-41)	9-18-1976
85	Gary Schofield-Tim Ryan	N1 - Wake Forest (21-17)	11-27-1982
85	Jamie Barnette-Torry Holt	h - N.C. State (39-46)	10-18-1998
85	Ben Mauk-Jason Anderson	h - Wake Forest (37-30)	9-4-2004
81	Shawn Jones-Hector Rodriguez	h - Georgia Tech (14-30)	10-14-1989
80	Thad Busby-Peter Warrick	h - Florida State (28-35)	9-20-1997
78n	Bob Schneidenbach-Ed Lutes	N1 - Miami (FL) (15-14)	1-1-1951
78	James Jackson-Fred Lane	a - Georgia (31-28)	9-20-1986
78	Danny Kannell-Lonnie Johnson	a - Florida State (0-57)	9-11-1993
N1 - Miami, FL (Orange Bowl)			

Longest Clemson Kickoff Returns

Yds	Player	Site - Opp. (Score CU-Opp.)	Date
100	John Maxwell	N1 - Cumberland (11-11)	11-26-1903
100	Derrick Hamilton	a - Maryland (20-37)	11-10-2001
100	Derrick Hamilton	h - North Carolina (36-28)	10-25-2003
99	Bill Mathis	a - Georgia Tech (6-16)	10-3-1959
98	Hal Davis	h - Georgia (16-24)	10-13-1962
98	Doug Thomas	h - Long Beach State (59-0)	9-1-1990
98	Doug Thomas	N2 - Maryland (18-17)	9-15-1990
97	Justin Miller	a - Florida State (22-41)	9-25-2004
95	Joe Henderson	h - Georgia Tech (33-12)	9-26-1987
89	Bobby Gage	a - Duquesne (34-13)	11-15-1947
86	Justin Miller	a - Florida State (22-41)	9-25-2004
85n	Antwan Edwards	a - Virginia (18-20)	9-19-1998
81n	Terrance Roulhac	a - Georgia Tech (27-3)	9-27-1986
81n	Aaron Kelly	a - Georgia Tech (9-10)	10-29-2005
80n	Buddy Gore	h - Duke (9-6)	10-15-1966
80	Justin Miller	h - N.C. State (6-38)	10-24-2002
N1 - Montgomery, AL; N2 - Baltimore, MD			

Longest Opponent Kickoff Returns

Yds	Player	Site - Team (Score CU-Opp.)	Date
100	Larry Fallen	h - Virginia Tech (38-7)	10-7-1978
98	Doug Kotar	h - Kentucky (10-13)	9-11-1971
97	Dick Christy	h - N.C. State (7-13)	10-5-1957
97	Gene Washington	a - Georgia (14-31)	9-22-1973
97	Leon Washington	a - Florida State (31-48)	10-3-2002
96	Quinton McCracken	h - Duke (49-17)	10-15-1988
94n	Bennett-Richardson	h - South Carolina (7-33)	11-19-1994
92	John Schultz	h - Maryland (20-10)	11-15-1975
92	Jon Jeffries	a - Virginia Tech (22-10)	9-12-1987
91	Fred Gibson	a - Georgia (28-31)	8-31-2002
90	Marcus Mickel	a - Virginia Tech (27-7)	9-16-1989
88	Bernie Faloney	h - Maryland (0-20)	10-3-1953
87n	Kevin Tisdell	a - Georgia Tech (19-21)	10-13-1990

Longest Clemson Punt Returns

Yds	Player	Site - Opp. (Score CU-Opp.)	Date
108*	Richie Luzzi	a - Georgia (13-31)	10-28-1968
90	Shad Bryant	N1 - Virginia Military (7-7)	10-8-1938
90	Bobby Gage	h - N.C. State (6-0)	10-2-1948
89	Darnell Stephens	h - Maryland (40-7)	11-16-1991
88	Mack Matthews	a - Wake Forest (24-7)	10-31-1970
88	Brian Mance	h - Georgia Tech (28-31)	10-28-2000
85	Don Kelley	a - Maryland (24-11)	10-6-1962
81	Ken Moore	N1 - Wake Forest (32-20)	10-30-1954
79n	Derrick Hamilton	h - Georgia Tech (24-19)	9-14-2002
78	Donnell Woolford	h - Georgia Tech (33-12)	9-26-1987
75	Streak Lawton	N2 - Mercer (32-0)	11-17-1934
75n	Willie Jordan	h - N.C. State (7-3)	10-22-1977
N1 - Charlotte, NC; N2 - Savannah, GA; * - missed field goal return			

Longest Opponent Punt Returns

Yds	Player	Site - Team (Score CU-Opp.)	Date
90	Floyd Reid	a - Georgia (0-20)	9-29-1945
90	Dick Nolan	h - Maryland (0-20)	10-3-1953
90	Peter Warrick	h - Florida State (28-35)	9-20-1997
84n	Carroll McLain	a - South Carolina (28-14)	10-20-1955
79n	Jason Wallace	a - Virginia (7-20)	9-8-1990
79	Dee Feaster	a - Florida State (3-34)	10-5-1996

Longest Clemson Interception Returns

Yds	Player	Site - Opp. (Score CU-Opp.)	Date
102	Don Kelley	h - Duke (10-21)	10-24-1970
94	Rex Varn	a - N.C. State (33-10)	10-28-1978
93	Rex Varn	h - Maryland (14-21)	9-10-1977
90	Jimmy Quarles	a - Rice (20-14)	9-29-1951
83n^	Tim Childers	h - Western Carolina (21-10)	9-25-1982
77n	Rudy Hayes	h - Virginia Tech (21-6)	11-3-1956
76	James Hough	h - Virginia Tech(35-0)	10-10-1945
^ - mid-air fumble return			

Longest Opponent Interception Returns

Yds	Player	Site - Team (Score CU-Opp.)	Date
98n	Scott Woerner	a - Georgia (16-20)	9-20-1980
87	Dennis Tabron	h - Duke (17-34)	10-18-1980
85	Eric King	a - Wake Forest (17-45)	11-1-2003
83	Ernie Arizzi	h - Maryland (21-6)	11-16-1963
81	Mark Franklin	a - N.C. State (35-34)	10-27-1984
76	Wyatt Washington	h - Tulane (13-17)	9-13-1975

Longest Field Goals By Clemson

Yds	Player	Site - Opp. (Score CU-Opp.)	Date
57	Obed Ariri	h - Wake Forest (26-0)	10-29-1977
57	Chris Gardocki	h - Appalachian State (48-0)	9-22-1990
55	Donald Igwebuike	a - N.C. State (38-29)	10-23-1982
55	Donald Igwebuike	a - Boston College (16-31)	9-10-1983
53	Donald Igwebuike	h - Duke (54-21)	10-20-1984
53	Chris Gardocki	N1 - Maryland (18-17)	9-15-1990
53	Nelson Welch	a - Maryland (23-53)	11-14-1992
52	Eddie Seigler	a - South Carolina (17-7)	11-27-1971
52	Eddie Seigler	a - Maryland (6-31)	11-11-1972
52	Obed Ariri	a - Virginia (27-24)	10-11-1980
52	Donald Igwebuike	h - Wofford (45-10)	9-5-1981
52	Donald Igwebuike	h - Wake Forest (37-14)	11-3-1984
52	Chris Gardocki	h - North Carolina (37-14)	11-5-1988
52	Nelson Welch	a - Georgia Tech (16-20)	9-26-1992
52	David Richardson	a - Wake Forest (33-16)	11-1-1997
51	Chris Gardocki	a - Maryland (49-25)	11-12-1988
51	Chris Gardocki	h - Duke (26-7)	9-29-1990
50	Bob Burgess	a - Duke (24-8)	10-10-1973
N1 - Baltimore, MD			

Longest Field Goals By Opponent

Yds	Player	Site - Team (Score CU-Opp.)	Date
60	Kevin Butler	a - Georgia (23-26)	9-22-1984
57	Vince Fusco	h - Duke (18-18)	10-16-1976
54	Johnny Duncan	a - Georgia Tech (21-10)	10-4-1969
54	Scott Hagler	a - South Carolina (24-17)	11-23-1985
53	Shayne Graham	h - Virginia Tech (0-37)	9-12-1998
53	Matt Brooks	a - Duke (13-16)	11-13-2004
52	Roger Pruett	a - Auburn (13-35)	10-23-1971
51	John Riley	a - Auburn (21-43)	10-14-1967
51	Kevin Butler	a - Georgia (23-26)	9-22-1984
51	Josh Scobee	h - Louisiana Tech (33-13)	9-7-2002
50	Scott Sisson	a - Georgia Tech (16-20)	9-26-1992
50	Bill Hollows	h - Wake Forest (21-10)	9-28-1996
50	Connor Hughes	a - Virginia (10-30)	10-7-2004

Longest Punts By Clemson

Yds	Player	Site - Opp. (Score CU-Opp.)	Date
81	Mitch Tyner	h - Texas A&M (15-30)	10-6-1973
78	Chris Gardocki	h - South Carolina (24-15)	11-17-1990
75	Banks McFadden	a - Army (6-21)	10-2-1937
75	Booty Payne	a - Boston College (26-13)	10-11-1941
75	Jamie Somaini	a - Florida State (7-54)	11-4-2000
74	Joe Pagliei	a - South Carolina (7-14)	10-22-1953
72	David Sims	h - Virginia (17-7)	10-6-1979
71	David Sims	h - South Carolina (41-23)	11-25-1978
70	Nelson Welch	a - N.C. State (6-20)	10-24-1992

Longest Punts By Opponent

Yds	Player	Site - Team (Score CU-Opp.)	Date
81	Greg Davis	h - The Citadel (24-0)	10-4-1986
80	Jay Feltz	a - South Carolina (9-13)	11-24-1979
80	Brian Morton	h - Duke (58-7)	11-6-1999
77	Gerald Burch	a - Georgia Tech (0-13)	11-8-1958
74	Ryan Plackemeier	a - Wake Forest (27-31)	10-1-2005
71	Brooks Barnard	h - Maryland (35-14)	10-14-2000
70	Chuck Ramsey	h - Wake Forest (10-9)	10-30-1971



Single-Game Team Bests



Highest Rushing Games By Clemson

Yds	Site - Opponent (Score CU-Opp.)	Date
615	a - Georgia Tech (73-0)	10-17-1903
536	h - Wake Forest (82-24)	10-31-1981
516	h - Presbyterian (76-0)	9-22-1945
448	h - Furman (41-0)	11-6-1948
440	h - Tennessee-Chattanooga (54-3)	10-3-1992
439	h - Presbyterian (66-0)	9-21-1957
436	h - Presbyterian (55-0)	9-23-1950
436	h - Wake Forest (55-7)	9-16-2000
434	a - Furman (40-20)	11-26-1955
433	h - South Carolina (39-21)	11-23-1974
433	h - Duke (34-17)	11-11-1995

Highest Rushing Games By Opponent

Yds	Site - Opponent (Score CU-Opp.)	Date
478	a - Tulane (20-36)	11-18-1944
475	a - Oklahoma (3-52)	9-30-1972
458	a - South Carolina (20-56)	11-22-1975
444	a - Wake Forest (20-36)	10-17-1970
437	a - Alabama (0-56)	9-20-1975
434	a - Texas A&M (0-24)	9-14-1974
409	h - N.C. State (7-45)	10-25-1975
406	a - Maryland (23-41)	11-17-1984

Highest Rushing Games By Both Teams

Yds	Teams & Yards	Site - (Score CU-Opp.)	Date
707	CU 397, South Carolina 310	h - (41-23)	11-25-1978
697	CU 433, South Carolina 264	h - (39-21)	11-23-1974
690	CU 232, South Carolina 458	a - (20-56)	11-22-1975
671	CU 283, N.C. State 388	a - (21-38)	10-23-1976
653	CU 390, North Carolina 263	h - (43-32)	11-9-1974
635	CU 160, Oklahoma 475	a - (3-52)	9-30-1972
633	CU 398, Presbyterian 235	h - (69-7)	9-17-1949
629	CU 300, North Carolina 329	h - (23-27)	11-6-1976
624	CU 536, Wake Forest 88	h - (82-24)	10-31-1981

Lowest Rushing Games By Clemson

Yds	Site - Opponent (Score CU-Opp.)	Date
-15	a - Boston College (7-14)	10-10-1942
-1	a - Boston College (22-32)	9-26-1947
3	a - North Carolina (0-24)	11-6-1993
6	h - Wake Forest (14-16)	10-4-1947
8	a - South Carolina (6-33)	10-21-1943
10	a - Maryland (7-21)	10-4-2003
17	a - Virginia Tech (11-31)	9-23-1999
19	a - Auburn (0-51)	10-11-1969
21	h - N.C. State (12-29)	9-10-1994
31	h - Virginia Tech (0-37)	9-12-1998

Lowest Rushing Games By Opponent

Yds	Site - Opponent (Score CU-Opp.)	Date
-29	h - Furman (19-3)	9-7-1996
-21	a - Furman (34-6)	11-22-1941
-20	h - Utah State (35-6)	10-16-2004
-17	h - Furman (41-0)	11-6-1948
-16	h - Long Beach State (59-0)	9-1-1990
-14	h - Kentucky (24-6)	10-2-1982
-11	a - Furman (14-3)	11-25-1939
-9	h - Auburn (34-18)	11-22-1947
-6	a - North Carolina (35-3)	11-4-1989
-3	h - Furman (27-6)	9-3-1994

Lowest Rushing Games By Both Teams

Yds	Teams & Yards	Site - (Score CU-Opp.)	Date
72	CU 41, Florida State 31	h - (28-35)	9-20-1997
119	CU 46, South Carolina 73	a - (8-13)	10-21-1954
119	CU 36, Maryland 83	h - (10-7)	10-23-2004
121	CU 56, Virginia Military 65	N1 - (0-0)	9-26-1942
129	CU 67, Baylor 62	N2 - (18-24)	12-31-1979
130	CU 69, Georgia Tech 61	a - (0-27)	9-28-1963
132	CU 111, N.C. State 21	h - (39-46)	10-31-1998
132	CU 41, Texas Tech 91	N3 - (15-55)	12-23-2002
144	CU 10, Maryland 134	a - (7-21)	10-4-2003
146	CU 101, North Carolina 45	a - (14-21)	10-3-1998

N1 - Lynchburg, VA; N2 - Atlanta, GA (Peach Bowl); N3 - Orlando, FL (Tangerine Bowl)

Highest Passing Games By Clemson

Yds	(C-A)	Site - Opponent (Score CU-Opp.)	Date
420	(34-52)	a - Duke (34-31)	11-2-2002
364	(13-20)	a - Duke (30-35)	10-19-1963
359	(22-33)	h - Temple (37-7)	10-22-2005
350	(21-39)	h - Wake Forest (19-29)	9-26-1998
344	(28-43)	h - Duke (40-7)	11-15-2003
343	(24-32)	h - Virginia (33-14)	9-11-1999
343	(35-57)	a - Wake Forest (17-45)	11-1-2003
342	(23-48)	a - North Carolina (13-17)	11-6-1965
334	(18-28)	a - Florida State (31-48)	10-3-2002
333	(23-27)	a - N.C. State (45-37)	10-13-2001

Highest Passing Games By Opponent

Yds	(C-A)	Site - Opponent (Score CU-Opp.)	Date
521	(27-43)	a - Florida State (7-54)	11-4-2000
464	(39-52)	N4 - Texas Tech (15-55)	12-23-2002
454	(35-57)	h - Georgia Tech (28-31)	10-28-2000
442	(29-37)	a - Florida State (0-57)	9-11-1993
418	(27-41)	a - Maryland (23-53)	11-14-1992
401	(29-59)	N3 - Louisiana Tech (49-24)	12-31-2001
395	(30-54)	a - N.C. State (43-22)	9-30-1995
387	(23-37)	N1 - Pittsburgh (3-34)	12-30-1977
385	(23-48)	N2 - Duke (33-21)	11-30-1991
384	(31-56)	N5 - Tennessee (27-14)	1-2-2004

N1 - Jacksonville, FL (Gator Bowl); N2 - Tokyo, Japan; N3 - Boise, ID (Humanitarian Bowl); N4 - Orlando, FL (Tangerine Bowl); N5 - Atlanta, GA (Peach Bowl)

Highest Passing Games By Both Teams

Yds	Teams & Yards	Site - (Score CU-Opp.)	Date
783	CU 319, Texas Tech 464	N2 - (15-55)	12-23-2002
730	CU 420, Duke 310	a - (34-31)	11-2-2002
703	CU 329, N.C. State 374	h - (39-46)	10-31-1998
691	CU 273, Maryland 418	a - (23-53)	11-14-1992
688	CU 167, Florida State 521	a - (7-54)	11-7-2000
678	CU 359, Temple 319	h - (37-7)	10-22-2005
676	CU 275, Louisiana Tech 401	N1 - (49-24)	12-31-2001
669	CU 227, Florida State 442	a - (0-57)	9-11-1993
664	CU 333, N.C. State 331	a - (45-37)	10-13-2001
661	CU 207, Georgia Tech 454	h - (28-31)	10-28-2000

N1 - Boise, ID (Humanitarian Bowl); N2 - Orlando, FL (Tangerine Bowl)

Lowest Passing Games By Clemson

Yds	(C-A)	Site - Opponent (Score CU-Opp.)	Date
-1	(1-6)	a - Maryland (6-6)	11-10-1956
0	(0-3)	N1 - George Washington (27-0)	11-5-1938
0	(0-4)	h - Presbyterian (32-13)	9-19-1942
0	(0-2)	a - South Carolina (6-33)	10-21-1943
0	(0-2)	a - South Carolina (20-13)	10-19-1944
0	(0-8)	a - South Carolina (0-6)	10-23-1952
0	(0-6)	a - Fordham (12-12)	11-8-1952
0	(0-5)	h - Presbyterian (33-7)	9-19-1953
0	(0-0)	a - South Carolina (7-0)	10-25-1956
0	(0-2)	h - Virginia Tech (21-6)	11-3-1956

N1 - Greenville, SC

Lowest Passing Games By Opponent

Yds	(C-A)	Site - Opponent (Score CU-Opp.)	Date
0	(0-10)	h - Presbyterian (26-0)	9-17-1938
0	(0-0)	a - Wake Forest (7-0)	10-28-1938
0	(0-7)	a - George Washington (19-0)	10-31-1941
0	(0-4)	a - Miami (FL) (6-7)	11-2-1945
0	(0-7)	a - The Citadel (20-0)	12-4-1948
0	(0-2)	h - Presbyterian (69-7)	9-17-1949
0	(0-9)	a - South Carolina (14-14)	10-19-1950
0	(1-9)	a - Virginia (20-7)	9-24-1955
0	(0-13)	a - Rice (19-0)	10-31-1959

Lowest Passing Games By Both Teams

Yds	Teams & Yards	Site - (Score CU-Opp.)	Date
4	CU 4, George Washington 0	a - (19-0)	10-31-1941
11	CU -1, Maryland 12	a - (6-6)	11-10-1956
27	CU 0, South Carolina 27	a - (20-13)	10-19-1944
33	CU 27, Furman 6	a - (14-3)	11-25-1939
33	CU 12, Presbyterian 21	h - (34-0)	9-25-1944
34	CU 34, Rice 0	a - (19-0)	10-31-1959
39	CU 10, Tulane 29	a - (0-13)	11-2-1940
39	CU 39, Virginia 0	a - (20-7)	9-24-1955
40	CU 0, Virginia Tech 40	h - (21-6)	11-3-1956
42	CU 39, George Washington 3	h - (0-7)	11-7-1942

Most Pass Attempts By Clemson

Att.	Com.	Site - Opponent (Score CU-Opp.)	Date
57	35	a - Wake Forest (17-45)	11-1-2003
56	25	N1 - Mississippi State (7-17)	12-30-1999
56	25	N2 - Texas Tech (15-55)	12-23-2002
55	25	a - Maryland (23-53)	11-14-1992
55	31	h - Miami (FL) (30-36^o)	9-17-2005
54	21	h - N.C. State (28-30)	10-24-1987
52	34	a - Duke (34-31)	11-2-2002
48	25	a - Florida State (13-38)	11-7-1970
46	14	h - North Carolina (3-38)	10-20-2001
45	22	a - Maryland (7-21)	10-4-2003
45	28	h - Virginia (30-27[^])	10-11-2003

N1 - Atlanta, GA (Peach Bowl); N2 - Orlando, FL (Tangerine Bowl); ^ - one overtime; ° - three overtimes

Most Pass Attempts By Opponent

Att.	Com.	Site - Opponent (Score CU-Opp.)	Date
59	29	N1 - Louisiana Tech (49-24)	12-31-2001
58	24	h - The Citadel (24-0)	10-4-1986
57	35	h - Georgia Tech (28-31)	10-28-2000
57	24	h - Duke (59-31)	12-1-2001
56	28	a - Duke (38-31)	11-1-1980
56	30	h - N.C. State (30-10)	10-21-1989
56	31	N3 - Tennessee (27-14)	1-2-2004
54	30	a - N.C. State (43-22)	9-30-1995
53	34	a - Duke (38-31)	10-15-1983
52	39	N2 - Texas Tech (15-55)	12-23-2002
52	27	h - Florida State (26-10)	11-8-2003

N1 - Boise, ID (Humanitarian Bowl); N2 - Orlando, FL (Tangerine Bowl); N3 - Atlanta, GA (Peach Bowl)

Most Completions By Clemson

Co.	Att.	Site - Opponent (Score CU-Opp.)	Date
35	57	a - Wake Forest (17-45)	11-1-2003
34	52	a - Duke (34-31)	11-2-2002
31	55	h - Miami (FL) (30-36^o)	9-17-2005
28	44	a - Virginia Tech (11-31)	9-23-1999
28	45	h - Virginia (30-27[^])	10-11-2003
28	45	h - Duke (40-7)	11-15-2003
28	42	a - Wake Forest (27-31)	10-1-2005
27	38	h - N.C. State (39-46)	10-31-1998
27	42	h - Marshall (10-13)	9-4-1999
27	39	h - South Carolina (27-20)	11-23-2002

^ - one overtime; ° - three overtimes

Most Completions By Opponent

Co.	Att.	Site - Opponent (Score CU-Opp.)	Date
39	52	N1 - Texas Tech (15-55)	12-23-2002
35	57	h - Georgia Tech (28-31)	10-28-2000
34	53	a - Duke (38-31)	10-15-1983
33	48	h - Virginia (30-27[^])	10-11-2003
31	47	a - Rice (10-29)	9-23-1972
31	56	N2 - Tennessee (27-14)	1-2-2004
30	49	a - Virginia (31-17)	10-11-1986
30	56	h - N.C. State (30-10)	10-21-1989
30	54	a - N.C. State (43-22)	9-30-1995
30	45	a - South Carolina (38-17)	11-18-1995

N1 - Orlando, FL (Tangerine Bowl); N2 - Atlanta, GA (Peach Bowl); ^ - one overtime





Single-Game Team Bests



Highest Completion Percentage By Clemson

Pct.	C-A	Site - Opponent (Score CU-Opp.)	Date
88.2	(15-17)	h - The Citadel (58-3)	9-16-1978
86.7	(13-15)	a - South Carolina (41-24)	11-23-1991
85.1	(23-27)	a - N.C. State (45-37)	10-13-2001
82.1	(23-28)	h - Middle Tennessee (37-14)	9-13-2003
81.8	(18-22)	a - Maryland (28-24)	9-10-2005
80.0	(12-15)	a - Duke (21-15)	10-18-1975
80.0	(12-15)	a - South Carolina (47-21)	11-22-1997
80.0	(12-15)	h - Furman (33-0)	9-5-1998
78.8	(26-33)	h - Virginia (7-21)	10-11-1997
77.8	(14-18)	h - Wake Forest (21-10)	9-28-1996

Note: Minimum 15 attempts.

Highest Completion Percentage By Opponent

Pct.	C-A	Site - Opponent (Score CU-Opp.)	Date
84.6	(22-26)	a - N.C. State (24-17)	10-20-1990
80.0	(20-25)	a - Wake Forest (27-31)	10-1-2005
78.4	(29-37)	a - Florida State (0-57)	9-11-1993
77.8	(14-18)	h - North Carolina (3-38)	10-20-2001
77.3	(17-22)	h - N.C. State (12-29)	9-10-1994
75.0	(18-24)	a - Georgia Tech (21-29)	10-29-1973
75.0	(39-52)	N1 - Texas Tech (15-55)	12-23-2002
73.3	(22-30)	a - Georgia Tech (42-45)	11-13-1999
73.1	(19-26)	h - Maryland (21-24)	9-30-1961
72.7	(24-33)	a - Duke (21-9)	10-19-1985

N1 - Orlando, FL (Tangerine Bowl); Note: Minimum 15 attempts.

Highest Pass Efficiency Games By Clemson

Eff.	Opponent	Site	Date	C-A-Yds-TD-I
241.1	North Carolina	a	11-9-2002	12-20-274-4-0
237.7	N.C. State	a	10-13-2001	23-27-333-4-0
235.4	Virginia	h	10-8-1983	12-19-199-2-0
235.0	Virginia	h	9-24-1966	13-21-315-3-0
233.9	South Carolina	a	11-22-1997	12-15-157-3-0
232.4	Maryland	h	11-12-1983	11-16-194-3-0
228.7	The Citadel	h	9-16-1978	15-17-245-1-0
224.7	South Carolina	a	11-23-1991	13-15-231-1-1
220.7	Duke	a	10-18-1975	12-15-212-1-0
219.2	Duke	h	10-20-1984	12-19-235-3-0

Note: Minimum 15 attempts.

Most Plays By Clemson

PL	R	P	Site - Opponent (Score CU-Opp.)	Date
98	43	55	a - Maryland (23-53)	11-14-1992
96	77	19	a - Wake Forest (56-3)	11-4-1978
95	65	30	h - N.C. State (34-27)	10-7-2000
93	63	30	a - Furman (56-3)	11-28-1959
92	69	23	h - North Carolina (40-7)	11-7-1992
91	46	45	h - Virginia (30-27)	10-11-2003
90	70	20	h - Furman (28-0)	9-19-1964
90	63	27	a - Georgia (16-20)	9-20-1980
90	34	56	N1 - Mississippi State (7-17)	12-30-1999

N1 - Atlanta, GA (Peach Bowl)

Most Plays By Opponent

PL	R	P	Site - Opponent (Score CU-Opp.)	Date
99	62	37	h - South Carolina (3-7)	11-23-1968
97	74	23	h - North Carolina (7-42)	11-14-1970
97	40	57	h - Georgia Tech (28-31)	10-28-2000
96	58	38	h - Duke (10-21)	10-24-1970
93	57	36	a - Boston College (16-31)	9-10-1983
91	55	36	a - Georgia (13-31)	9-28-1968
91	82	9	a - North Carolina (15-32)	11-15-1969
91	41	50	h - Florida State (14-17)	10-23-1999

Highest Total Offense Games By Clemson

Yds	Rush,Pass	Site - Opponent (Score CU-Opp.)	Date
756	536,220	h - Wake Forest (82-24)	10-31-1981
623	436,187	h - Wake Forest (55-7)	9-16-2000
615	615,0	a - Georgia Tech (73-0)	10-17-1993
608	328,280	h - Duke (59-31)	12-1-2001
606	440,166	h - Tennessee-Chattanooga (54-3)	10-3-1992
597	516,81	h - Presbyterian (76-0)	9-22-1945
567	322,245	h - The Citadel (58-3)	9-16-1978
567	234,333	a - N.C. State (45-37)	10-13-2001
563	323,240	a - Duke (38-10)	10-17-1981
558	436,122	h - Presbyterian (55-0)	9-23-1950
558	239,319	h - Duke (58-7)	11-6-1999

Highest Total Offense Games By Opponent

Yds	Rush,Pass	Site - Opponent (Score CU-Opp.)	Date
771	250,521	a - Florida State (7-54)	11-4-2000
634	192,442	a - Florida State (0-57)	9-11-1993
616	458,158	a - South Carolina (20-56)	11-22-1975
577	406,171	N1 - Maryland (23-41)	11-17-1984
573	155,418	a - Maryland (23-53)	11-14-1992
566	179,387	N2 - Pittsburgh (3-34)	12-30-1977
557	188,369	h - Florida State (27-41)	11-3-2001
555	91,464	N3 - Texas Tech (15-55)	12-23-2002
551	364,187	a - Tennessee (28-29)	10-26-1974
550	96,454	h - Georgia Tech (28-31)	10-28-2000

N1 - Baltimore, MD; N2 - Jacksonville, FL (Gator Bowl); N3 - Orlando, FL (Tangerine Bowl)

Highest Total Offense Games By Both Teams

Yds	Teams & Yards	Site - (Score CU-Opp.)	Date
1107	CU 756, Wake Forest 351	h - (82-24)	10-31-1981
1033	CU 262, Florida State 771	a - (7-54)	11-4-2000
1023	CU 528, North Carolina 495	h - (36-28)	10-25-2003
1022	CU 514, Duke 508	a - (38-31)	10-15-1983
1020	CU 463, Florida State 557	h - (27-41)	11-3-2001
1009	CU 393, South Carolina 616	a - (20-56)	11-22-1975
1002	CU 608, Duke 394	h - (59-31)	12-1-2001
998	CU 548, Louisiana Tech 450	N1 - (49-24)	12-31-2001
997	CU 492, Duke 505	h - (29-22)	10-19-1968
978	CU 583, North Carolina 395	h - (54-32)	11-9-1974

N1 - Boise, ID (Humanitarian Bowl)

Lowest Total Offense Games By Clemson

Yds	Rush,Pass	Site - Opponent (Score CU-Opp.)	Date
8	8,0	a - South Carolina (6-33)	10-21-1943
51	48,3	a - N.C. State (0-18)	10-11-1947
63	53,10	a - Tulane (0-13)	11-2-1940
85	-15,100	a - Boston College (7-14)	10-10-1942
90	68,22	a - Maryland (0-34)	11-14-1964
91	50,41	a - North Carolina (0-45)	8-31-1996
94	19,75	a - Auburn (0-51)	10-11-1969
102	65,37	a - Georgia Tech (0-27)	9-28-1963
102	31,71	h - Virginia Tech (0-37)	9-12-1998

Lowest Total Offense Games By Opponent

Yds	Rush,Pass	Site - Opponent (Score CU-Opp.)	Date
-12	-17,5	h - Furman (41-0)	11-6-1948
-5	-11,6	a - Furman (14-3)	11-25-1939
29	29,0	a - The Citadel (20-0)	12-4-1948
35	-21,56	a - Furman (34-6)	11-22-1941
41	20,21	a - Virginia (35-0)	10-26-1963
57	57,0	h - Presbyterian (26-0)	9-17-1938
57	-16,73	h - Long Beach State (59-0)	9-1-1990
58	31,27	h - Furman (30-0)	9-2-1989
60	23,37	a - Virginia Tech (22-10)	9-12-1987
61	54,7	h - Virginia (31-0)	10-8-1977

Most Turnovers By Clemson in a Clemson Victory

TO	Site - Opponent	CU-Opp. (Fum.,Int.)	Date
8	h - Wake Forest	36-0 (5,3)	11-2-1963
5	h - Virginia	40-35 (5,0)	9-24-1966
5	h - Wake Forest	16-14 (5,0)	10-11-1975
5	h - Virginia Tech	38-7 (3,2)	10-7-1978
5	h - N.C. State	17-7 (2,3)	10-24-1981
5	h - W. Carolina	21-10 (4,1)	9-25-1982
5	a - Virginia Tech	20-17 (5,0)	9-14-1985

Most Turnovers By Clemson

TO	Site - Opponent	CU-Opp. (Fum.,Int.)	Date
10	a - Florida	13-54 (4,6)	10-11-1952
9	h - Auburn	19-45 (4,5)	11-21-1953
8	a - South Carolina	0-0 (1,7)	10-25-1945
8	h - Wake Forest	36-0 (5,3)	11-2-1963
8	a - North Carolina	15-32 (3,5)	11-15-1969
8	h - Tulane	13-17 (5,3)	9-13-1975
7	a - Georgia Tech	0-27 (4,3)	9-28-1963
7	a - Georgia	23-26 (3,4)	9-22-1984
7	a - Kentucky	7-26 (4,3)	10-5-1985
7	h - Wake Forest	19-29 (3,4)	9-26-1998

Most Turnovers Forced By Clemson

TO	Site - Opponent	CU-Opp. (Fum.,Int.)	Date
9	h - Georgia	13-3 (4,5)	9-19-1981
8	h - Presbyterian	53-0 (4,4)	9-25-1948
8	h - Duke	39-22 (6,2)	10-19-1968
8	a - Georgia Tech	7-28 (5,3)	10-3-1970
7	h - Virginia Tech	35-0 (3,4)	11-10-1945
7	a - Fordham	12-12 (5,2)	11-8-1952
7	a - Furman	56-33 (3,4)	11-28-1959
7	a - Texas Christian	10-14 (2,5)	10-24-1964
7	h - Virginia Tech	38-7 (4,3)	10-7-1978
7	h - Duke	28-8 (3,4)	10-21-1978
7	a - Tulane	13-5 (3,4)	9-12-1981
7	a - Virginia	6-9 (3,4)	9-17-1994
7	a - N.C. State	43-22 (1,6)	9-30-1995

Most Interception Return Yards By Clemson

Yds (Int.)	Site - Opponent (Score CU-Opp.)	Date
143 (4)	a - Maryland (24-11)	10-31-1970
132 (3)	a - Virginia Tech (27-7)	9-16-1989
131 (4)	h - Western Carolina (21-10)	9-25-1982
124 (6)	a - N.C. State (43-22)	9-30-1995
122 (4)	h - Virginia Tech (35-0)	11-10-1945
110 (3)	h - Wake Forest (33-31)	11-21-1959
109 (4)	h - Florida State (20-24)	9-12-1992
107 (4)	a - Wake Forest (28-7)	9-24-1960
104 (3)	h - South Carolina (28-19)	11-21-1998

Most Interception Return Yards By Opponent

Yds (Int.)	Site - Opponent (Score CU-Opp.)	Date
166 (6)	h - Auburn (19-45)	11-21-1953
159 (4)	h - Duke (17-34)	10-18-1980
116 (3)	a - Georgia (16-20)	9-20-1980
108 (2)	a - N.C. State (35-34)	10-27-1984
85 (1)	a - Wake Forest (17-45)	11-1-2003
83 (3)	h - Maryland (21-6)	11-11-1963
77 (5)	h - Duke (0-16)	10-20-1962
73 (3)	h - Maryland (0-19)	9-15-1979
72 (4)	h - North Carolina (7-42)	11-14-1970

Most Punt Return Yards By Clemson

Yds (PR)	Site - Opponent (Score CU-Opp.)	Date
227 (11)	h - Georgia Tech (33-12)	9-26-1987
172 (9)	h - Western Carolina (43-0)	9-5-1987
169 (7)	h - Maryland (40-7)	11-16-1991
167 (4)	h - Maryland (24-11)	10-31-1970
155 (8)	a - Wake Forest (24-7)	10-6-1962
140 (4)	h - Duquesne (42-0)	11-20-1948
136 (11)	a - George Washington (19-0)	10-31-1941
134 (8)	h - Presbyterian (53-6)	9-22-1951
130 (5)	h - Georgia Tech (28-31)	10-28-2000
125 (6)	h - Presbyterian (33-0)	9-18-1954

Most Punt Return Yards By Opponent

Yds (PR)	Site - Opponent (Score CU-Opp.)	Date
150 (5)	h - Florida State (28-35)	9-20-1997
147 (7)	a - Auburn (7-28)	11-29-1941
133 (7)	a - Wake Forest (6-19)	10-31-1942
129 (10)	h - Virginia Tech (0-37)	9-12-1998
126 (7)	a - Georgia Tech (0-51)	9-30-1944
124 (5)	N1 - California (13-37)	1-2-1992
116 (8)	a - Tennessee (7-26)	10-28-1944
116 (6)	a - Georgia (7-19)	10-10-1964
113 (3)	a - South Carolina (0-20)	10-25-1951

N1 - Orlando, FL (Citrus Bowl)



Single-Game Team Bests



Most Kickoff Return Yards By Clemson

Yds (KOR)	Site - Opponent (Score CU-Opp.)	Date
286 (7)	a - Florida State (22-41)	9-25-2004
219 (6)	a - Maryland (20-37)	11-10-2001
188 (9)	a - Tulane (13-54)	11-9-1946
174 (4)	a - Georgia Tech (9-31)	10-7-1972
171 (9)	a - Florida State (0-57)	9-11-1993
165 (7)	a - Wake Forest (20-36)	10-17-1970
165 (5)	h - Maryland (12-30)	11-16-2002
162 (7)	N1 - Texas Tech (15-55)	12-23-2002
160 (7)	h - Alabama (13-38)	10-25-1969
N1 - Orlando, FL (Tangerine Bowl)		

Most Kickoff Return Yards By Opponent

Yds (KOR)	Site - Opponent (Score CU-Opp.)	Date
231 (7)	h - Duke (49-17)	10-15-1988
214 (6)	a - Virginia Tech (27-7)	9-16-1989
216 (10)	a - Wake Forest (51-6)	11-4-1978
207 (12)	h - Presbyterian (66-0)	9-21-1957
205 (5)	h - Furman (27-6)	9-3-1994
194 (8)	h - Wake Forest (55-7)	9-16-2000
191 (8)	a - North Carolina (12-42)	11-9-2002
188 (8)	a - Furman (56-3)	11-28-1959
188 (6)	a - Duke (30-35)	10-19-1963

Most Sacks By Clemson Defense

Sacks (Yds)	Site - Opponent (Score CU-Opp.)	Date
12 (70)	h - Furman (19-3)	9-7-1996
11 (84)	h - Utah State (35-6)	10-16-2004
10 (64)	h - Maryland (0-19)	9-15-1979
10 (59)	h - Duke (21-6)	10-17-1992
9 (47)	a - N.C. State (35-34)	10-27-1984
9 (58)	a - Wake Forest (24-6)	10-27-1990
8 (55)	h - N.C. State (39-10)	10-26-1985
8 (66)	h - Maryland (35-3)	11-2-1996
8 (56)	h - Duke (58-7)	11-6-1999
8 (55)	a - Duke (52-22)	9-30-2000

Most Tackles For Loss By Clemson Defense

TFL (Yds)	Site - Opponent (Score CU-Opp.)	Date
19 (77)	h - N.C. State (28-30)	10-24-1987
17 (66)	h - Duke (21-6)	10-17-1992
17 (68)	a - Miami (FL) (24-17)	10-6-2004
16 (89)	a - Virginia Tech (22-10)	9-12-1987
15 (51)	h - Maryland (40-7)	11-16-1991
15 (75)	h - Furman (19-3)	9-7-1996
15 (80)	h - Maryland (35-3)	11-2-1996
15 (91)	h - Utah State (35-6)	10-16-2004

Most Pass Breakups By Clemson Defense

PBU	Site - Opponent (Score CU-Opp.)	Date
18	h - The Citadel (24-0)	10-4-1986
15	a - Duke (17-21)	9-30-1989
14	a - Virginia Tech (20-17)	9-14-1985
14	h - Duke (35-3)	10-18-1986
14	h - Virginia (34-20)	10-7-1989

Most Caused Fumbles By Clemson Defense

CF	Site - Opponent (Score CU-Opp.)	Date
5	h - Central Florida (21-13)	9-1-2001
4	h - Maryland (0-19)	9-15-1979
4	a - Georgia (31-28)	9-20-1986
4	h - The Citadel (24-0)	10-4-1986
4	h - Long Beach State (59-0)	9-1-1990
4	h - Appalachian State (48-0)	9-22-1990
4	N1 - Duke (33-21)	11-30-1991
4	a - Virginia (6-9)	9-17-1994
4	h - Virginia (33-14)	9-11-1999
N1 - Tokyo, Japan		

Most Interceptions By Clemson Defense

Int. (Yds)	Site - Opponent (Score CU-Opp.)	Date
6 (82)	a - South Carolina (17-7)	11-27-1971
6 (124)	a - N.C. State (43-22)	9-30-1995
5 (51)	a - South Carolina (21-13)	10-24-1940
5 (21)	a - Texas Christian (10-14)	10-24-1964
5 (87)	h - Virginia (29-3)	10-31-1964
5 (28)	a - South Carolina (3-7)	11-23-1968
5 (29)	h - Virginia (37-21)	10-21-1972
5 (47)	h - Georgia (13-3)	9-19-1981
5 (22)	a - Georgia (23-26)	9-22-1984
5 (27)	a - Duke (17-21)	9-30-1989
5 (52)	h - North Carolina (17-10)	11-4-1995
5 (84)	h - N.C. State (26-20)	10-30-2004

Victory Margin By Clemson

Margin	CU-Opp.	Site - Opponent	Date
+122	122-0	h - Guilford	10-5-1901
+94	94-0	a - Furman	9-25-1915
+76	76-0	h - Presbyterian	9-22-1945
+75	75-0	h - Newberry	10-17-1930
+73	73-0	a - Georgia Tech	10-17-1903
+68	68-0	h - Newberry	9-21-1929
+66	66-0	h - Presbyterian	9-21-1957
+65	65-0	h - Camp Sevier	9-27-1918
+64	64-0	h - Davidson	9-19-1900
+62	69-7	h - Presbyterian	9-17-1949
+60	67-7	h - Furman	11-23-1918
+60	60-0	h - Elon	9-27-1924
+59	59-0	a - Samford	10-5-1912
+59	59-0	h - The Citadel	11-27-1954
+59	59-0	h - Long Beach State	9-1-1990
+58	82-24	h - Wake Forest	10-31-1981
+57	57-0	a - Furman	10-22-1914
+57	57-0	h - Newberry	10-7-1922
+55	55-0	h - Bingham	10-20-1898
+55	57-2	h - Furman	11-18-1950
+55	58-3	h - The Citadel	9-16-1978
+55	55-0	a - Virginia	9-8-1984
+54	54-0	h - Presbyterian	9-23-1950
+53	53-0	h - Erskine	9-27-1919
+53	53-0	h - Presbyterian	11-25-1948
+53	56-3	a - Furman	11-28-1959
+53	62-9	h - Missouri	9-9-2000
+52	52-0	a - Mercer	11-17-1913
+52	52-0	h - Erskine	11-18-1922
+52	52-0	h - Erskine	10-19-1928
+51	51-0	a - South Carolina	11-1-1900
+51	58-7	h - Duke	11-6-1999

Victory Margin By Opponent

Margin	CU-Opp.	Site - Opponent	Date
+67	7-74	N1 - Alabama	11-14-1931
+57	0-57	a - Florida State	9-11-1993
+56	0-56	a - Auburn	10-19-1912
+56	0-56	a - Alabama	9-20-1975
+55	0-55	a - Georgia	11-25-1920
+53	13-66	h - Camp Hancock	11-9-1918
+51	0-51	a - Georgia Tech	9-30-1944
+51	0-51	a - Auburn	10-11-1969
+49	3-52	a - Oklahoma	9-30-1972
N1 - Montgomery, AL			

Road/Neutral Victory Margin By Clemson

Margin	CU-Opp.	Site - Opponent	Date
+94	94-0	a - Furman	9-25-1915
+73	73-0	a - Georgia Tech	10-17-1903
+59	59-0	a - Samford	10-5-1912
+57	57-0	a - Furman	10-22-1914
+55	55-0	a - Virginia	9-8-1984
+53	56-3	a - Furman	11-28-1959
+52	52-0	a - Mercer	11-17-1913
+51	51-0	a - South Carolina	11-1-1900
+48	48-0	a - Virginia	10-9-1982
+47	47-0	a - Virginia	9-26-1959

Road/Neutral Victory Margin By Opponent

Margin	CU-Opp.	Site - Opponent	Date
+67	7-74	a - Alabama	11-14-1931
+57	0-57	a - Florida State	9-11-1993
+56	0-56	a - Auburn	10-19-1912
+56	0-56	a - Alabama	9-20-1975
+55	0-55	a - Georgia	11-25-1920
+51	0-51	a - Georgia Tech	9-30-1944
+51	0-51	a - Auburn	10-11-1969

Opponent Victory Margin at Clemson

Margin	CU-Opp.	Opponent	Date
+53	13-66	Camp Hancock	11-9-1918
+44	6-50	Virginia Tech	11-1-1924
+44	0-44	Auburn	10-10-1970
+42	0-42	Florida	11-7-1925
+41	0-41	Georgia	9-18-1976
+38	7-45	N.C. State	10-25-1975
+37	0-37	Virginia Tech	9-12-1998
+36	7-43	Florida State	11-1-1975
+35	7-42	North Carolina	11-14-1970
+35	3-38	North Carolina	10-20-2001

Opponent Victory Margin at Death Valley

Margin	CU-Opp.	Opponent	Date
+44	0-44	Auburn	10-10-1970
+41	0-41	Georgia	9-18-1976
+38	7-45	N.C. State	10-25-1975
+37	0-37	Virginia Tech	9-12-1998
+36	7-43	Florida State	11-1-1975
+35	7-42	North Carolina	11-14-1970
+35	3-38	North Carolina	10-20-2001

Home Game Victory Margin By Clemson

Margin	CU-Opp.	Opponent	Date
+122	122-0	Guilford	10-5-1901
+76	76-0	Presbyterian	11-22-1945
+75	75-0	Newberry	10-17-1930
+68	68-0	Newberry	9-21-1929
+66	66-0	Presbyterian	11-21-1957
+65	65-0	Camp Sevier	9-27-1918
+64	64-0	Davidson	10-19-1900
+62	69-7	Presbyterian	9-17-1949
+60	67-7	Furman	11-23-1918
+60	60-0	Elon	9-27-1924

Victory Margin at Death Valley By Clemson

Margin	CU-Opp.	Opponent	Date
+76	76-0	Presbyterian	11-22-1945
+66	66-0	Presbyterian	11-21-1957
+62	69-7	Presbyterian	9-17-1949
+59	59-0	The Citadel	11-27-1954
+59	59-0	Long Beach State	9-1-1990
+58	82-24	Wake Forest	10-31-1981
+55	57-2	Furman	11-18-1950
+55	58-3	The Citadel	9-16-1978
+54	54-0	Presbyterian	9-23-1950
+53	53-0	Presbyterian	11-25-1948
+53	62-9	Missouri	9-9-2000

ACC Game Victory Margin By Clemson

Margin	CU-Opp.	Site - Opponent	Date
+58	82-24	h - Wake Forest	10-31-1981
+55	55-0	a - Virginia	9-8-1984
+51	58-7	h - Duke	11-6-1999
+48	48-0	a - Virginia	10-9-1982
+48	55-7	h - Wake Forest	9-16-2000
+47	47-0	a - Virginia	9-26-1959
+45	51-6	a - Wake Forest	11-4-1978
+40	40-0	h - Maryland	11-1-1969



Single-Game Team Bests



ACC Game Victory Margin By Opponent

Margin	CU-Opp.	Site - Opponent	Date
+57	0-57	a - Florida State	9-11-1993
+48	0-48	a - Florida State	10-17-1998
+47	7-54	a - Florida State	11-4-2000
+45	0-45	a - North Carolina	8-31-1996
+38	7-45	h - N.C. State	10-25-1975
+35	3-38	h - North Carolina	10-20-2001
+34	0-34	a - Maryland	11-14-1964

Most Points By Clemson

Pts	CU-Opp.	Site - Opponent	Date
122	122-0	h - Guilford	10-5-1901
94	94-0	a - Furman	9-25-1915
82	82-24	h - Wake Forest	10-31-1981
76	76-0	h - Presbyterian	11-22-1945
75	75-0	h - Newberry	10-17-1930
73	73-0	a - Georgia Tech	10-17-1903
69	69-7	h - Presbyterian	9-17-1949
68	68-0	h - Newberry	9-21-1929
67	67-7	h - Furman	11-23-1918
66	66-0	h - Presbyterian	11-21-1957
65	65-0	h - Camp Sevier	9-27-1918
64	64-0	h - Davidson	10-19-1900
63	63-17	a - South Carolina	11-22-2003
62	62-9	h - Missouri	9-9-2000
60	60-0	h - Elon	9-27-1924
59	59-0	a - Samford	10-5-1912
59	59-0	h - The Citadel	11-27-1954
59	59-0	h - Long Beach State	9-1-1990
59	59-31	h - Duke	12-1-2001
58	58-3	h - The Citadel	9-16-1978
58	58-7	h - Duke	11-6-1999
57	57-0	a - Furman	10-22-1914
57	57-0	h - Newberry	10-7-1922
57	57-12	h - Virginia Military	11-11-1944
57	57-2	h - Furman	11-18-1950
56	56-3	a - Furman	11-28-1959
55	55-0	h - Bingham	10-20-1898
55	55-7	A1 - Florida	11-17-1917
55	55-0	a - Virginia	9-8-1984
55	55-9	h - Western Carolina	9-2-1995
55	55-7	h - Wake Forest	9-16-2000
54	54-0	h - Presbyterian	9-23-1950
54	54-32	h - North Carolina	11-9-1974
54	54-21	h - Duke	10-20-1984
53	53-0	h - Erskine	9-27-1919
53	53-0	h - Presbyterian	11-25-1948
53	53-20	h - Duquesne	11-4-1950
53	53-6	h - Presbyterian	11-22-1951
53	53-13	h - Presbyterian	11-20-1952
52	52-14	h - The Citadel	10-26-1912
52	52-0	a - Mercer	11-17-1913
52	52-0	h - Erskine	11-18-1922
52	52-0	h - Erskine	10-19-1928
52	52-27	h - Maryland	11-12-1983
52	52-22	a - Duke	9-30-2000
51	51-0	a - South Carolina	11-1-1900

A1 - Jacksonville, FL

Most Points By Opponent

Pts	CU-Opp.	Site - Opponent	Date
74	7-74	A1 - Alabama	11-14-1931
66	13-66	h - Camp Hancock	11-9-1918
57	0-57	a - Florida State	9-11-1993
56	0-56	a - Auburn	10-14-1921
56	0-56	a - Alabama	9-20-1975
56	20-56	a - South Carolina	11-22-1975
55	0-55	a - Georgia	11-25-1920
55	15-55	N2 - Texas Tech	12-23-2002
54	7-54	a - Florida State	11-4-2000
54	13-54	a - Tulane	11-9-1946
54	13-54	a - Florida	10-11-1952
53	23-53	a - Maryland	11-14-1992
52	3-52	a - Oklahoma	9-30-1972
51	0-51	a - Georgia Tech	9-30-1944
51	0-51	a - Auburn	10-11-1969
50	6-50	h - Virginia Tech	11-1-1924

A1 - Montgomery, AL; N2 - Orlando, FL (Tangerine Bowl)

Most Points By Both Teams

Points	CU-Opp.	Site - Opponent	Date
122	122-0	h - Guilford	10-5-1901
106	82-24	h - Wake Forest	10-31-1981
94	94-0	a - Furman	9-25-1915
91	47-44	a - Georgia Tech	9-29-2001
90	59-31	h - Duke	12-1-2001
87	42-45	a - Georgia Tech	11-13-1999
86	54-32	h - North Carolina	11-9-1974
85	39-46	h - N.C. State	10-31-1998
82	45-37	a - N.C. State	10-13-2001

N1 - Montgomery, AL

Most Points in Road/Neutral Game By Clemson

Pts	CU-Opp.	Site - Opponent	Date
94	94-0	a - Furman	9-25-1915
73	73-0	a - Georgia Tech	10-17-1903
63	63-17	a - South Carolina	11-22-2003
59	59-0	a - Samford	10-5-1912
57	57-0	a - Furman	10-22-1914
56	56-3	a - Furman	11-28-1959
55	55-7	A1 - Florida	11-17-1917
55	55-0	a - Virginia	9-8-1984
52	52-0	a - Mercer	11-17-1913
52	52-22	a - Duke	9-30-2000

A1 - Jacksonville, FL

Most Points in Road/Neutral Game By Opponent

Pts	CU-Opp.	Site - Opponent	Date
74	7-74	A1 - Alabama	11-14-1931
57	0-57	a - Florida State	9-11-1993
56	0-56	a - Auburn	10-14-1921
56	0-56	a - Alabama	9-20-1975
56	20-56	a - South Carolina	11-22-1975
55	0-55	a - Georgia	11-25-1920
55	15-55	N2 - Texas Tech	12-23-2002
54	13-54	a - Tulane	11-9-1946
54	13-54	a - Florida	10-11-1952
54	7-54	a - Florida State	11-4-2000

A1 - Montgomery, AL; N2 - Orlando, FL (Tangerine Bowl)

Most Points in ACC Game By Clemson

Pts	CU-Opp.	Site - Opponent	Date
82	82-24	h - Wake Forest	10-31-1981
59	59-31	h - Duke	12-1-2001
58	58-7	h - Duke	11-6-1999
55	55-0	a - Virginia	9-8-1984
55	55-7	h - Wake Forest	9-16-2000
54	54-32	h - North Carolina	11-9-1974
54	54-21	h - Duke	10-20-1984
52	52-27	h - Maryland	11-12-1983
52	52-22	a - Duke	9-30-2000

Most Points in ACC Game By Opponent

Pts	CU-Opp.	Site - Opponent	Date
57	0-57	a - Florida State	9-11-1993
54	7-54	a - Florida State	11-4-2000
53	23-53	a - Maryland	11-14-1992
48	0-48	a - Florida State	10-17-1998
48	31-48	a - Florida State	10-3-2002
46	39-46	a - N.C. State	10-31-1998
45	7-45	h - N.C. State	10-25-1975
45	26-45	h - Florida State	9-9-1995
45	0-45	a - North Carolina	8-31-1996
45	42-45	a - Georgia Tech	11-13-1999

Most Points Scored at Home By Clemson

Pts	CU-Opp.	Opponent	Date
122	122-0	Guilford	10-5-1901
82	82-24	Wake Forest	10-31-1981
76	76-0	Presbyterian	11-22-1945
75	75-0	Newberry	10-17-1930
69	69-7	Presbyterian	9-17-1949
68	68-0	Newberry	9-21-1929
67	67-7	Furman	11-23-1918
66	66-0	Presbyterian	11-21-1957
65	65-0	Camp Sevier	9-27-1918

Most Points Scored at Death Valley By Clemson

Pts	CU-Opp.	Opponent	Date
82	82-24	Wake Forest	10-31-1981
76	76-0	Presbyterian	11-22-1945
69	69-7	Presbyterian	9-17-1949
66	66-0	Presbyterian	11-21-1957
62	62-9	Missouri	9-9-2000
59	59-0	The Citadel	11-27-1954
59	59-0	Long Beach State	9-1-1990
59	59-31	Duke	12-1-2001
58	58-3	The Citadel	9-16-1978
58	58-7	Duke	11-6-1999

Most Points Scored at Clemson By Opponent

Pts	CU-Opp.	Opponent	Date
66	13-66	Camp Hancock	11-9-1918
50	6-50	Virginia Tech	11-1-1924
46	39-46	N.C. State	10-31-1998
45	19-45	Auburn	11-21-1953
45	7-45	N.C. State	10-25-1975
45	26-45	Florida State	9-9-1995
44	0-44	Auburn	10-10-1970
43	7-43	Florida State	11-1-1975
42	0-42	Florida	11-7-1925
42	7-42	North Carolina	11-14-1970

Most Points Scored at Death Valley By Opponent

Pts	CU-Opp.	Opponent	Date
46	39-46	N.C. State	10-31-1998
45	19-45	Auburn	11-21-1953
45	7-45	N.C. State	10-25-1975
45	26-45	Florida State	9-9-1995
44	0-44	Auburn	10-10-1970
43	7-43	Florida State	11-1-1975
42	7-42	North Carolina	11-14-1970
41	12-41	Wake Forest	10-30-1943
41	0-41	Georgia	9-18-1976
41	27-41	Florida State	11-3-2001

Most First Downs By Clemson

FD	R/P/Pen.	Site - Opponent (Score CU-Opp.)	Date
35	27/8/0	h - Wake Forest (82-24)	10-31-1981
33	21/10/2	a - Wake Forest (51-6)	11-4-1978
31	19/12/0	h - The Citadel (58-3)	9-16-1978
31	12/16/3	h - Middle Tennessee (37-14)	9-13-2003
30	27/3/0	h - Presbyterian (66-0)	10-21-1957
30	19/9/2	h - Virginia (42-21)	10-8-1983
30	16/11/3	h - Maryland (52-27)	11-12-1983
29	19/9/1	h - North Carolina (23-27)	11-6-1976
29	20/8/1	h - North Carolina (37-14)	11-5-1988
29	15/13/1	h - Duke (58-7)	11-6-1999
29	13/16/0	h - Wofford (38-14)	9-8-2001
29	8/17/4	a - Wake Forest (17-45)	11-1-2003

Most First Downs By Opponent

FD	R/P/Pen.	Site - Opponent (Score CU-Opp.)	Date
35	23/10/2	a - Maryland (23-41)	11-17-1984
33	11/16/6	a - Duke (38-31)	10-15-1983
31	11/19/1	a - Florida State (0-57)	9-11-1993
31	6/22/3	h - Georgia Tech (28-31)	10-28-2000
30	26/4/0	a - South Carolina (20-56)	11-22-1975
30	11/18/1	N1 - Pittsburgh (3-34)	12-30-1977

Note: **Bolded** performances denote occurred in the Tommy Bowden era.



Individual Records



Rushing

Most Rushes

Game: 36, Jim Shirley vs. N.C. State, 1951; Ray Yaeger vs. Wake Forest, 1969; Raymond Priester vs. Maryland, 1997
Season: 257, Raymond Priester, 1996
Career: 805, Raymond Priester, 1994-97

Consecutive Attempts

Game: 12, Raymond Priester vs. Maryland, 1997

Rushing Yards

Game: 263, Raymond Priester vs. Duke, 1995
Season: 1,345, Raymond Priester, 1996
Career: 3,966, Raymond Priester, 1994-97

Rushing Yards Per Game

Season: 112.1, Raymond Priester, 1996
Career: 89.6 (2,778 in 31 games), Terry Allen, 1987-89

Yards Per Attempt

Game: (Min. 5 Attempts) 30.4, Ken Moore (5-152) vs. The Citadel, 1954
Season: (Min. 200 Yards) 9.9, Derrick Hamilton (21-208), 2002
 (Min. 300 Yards) 7.4, Billy Hair (71-525), 1950
Career: (Min. 1,000 Yards) 5.92 by Jackie Calvert (194-1149), 1948-50

100-Yard Games

Season: 7, Kenny Flowers, 1985; Raymond Priester, 1996
Career: 15, Raymond Priester, 1994-97

Consecutive 100-Yard Games

Season: 5, Kenny Flowers, 1985
Career: 5, Raymond Priester (Last 4, 1996, First of 1997); 5, Kenny Flowers, 1985
By a QB: 4, Woodrow Dantzler, 2000

100-Yard Games vs. One Opponent

Career: 3, Kenny Flowers vs. Duke, 1983-85

200-Yard Games

Season: 2, Terrence Flagler, 1986
Career: 2, Terrence Flagler, 1982-86; Ray Yaeger, 1967-69; Raymond Priester, 1994-97

Most Rushing Yards in a Series in a Season

Two Games: 387, Terrence Flagler, 1986
Three Games: 520, Woodrow Dantzler, 2000
Four Games: 623, Woodrow Dantzler, 2000
Five Games: 744, Terrence Flagler, 1986
Six Games: 858, Terrence Flagler, 1986

Rushing Yards By a Freshman

Game: 234, Don King vs. Fordham, 1952
Season: 973, Terry Allen, 1987

Rushing Yards By Quarterback

Game: 220, Woodrow Dantzler vs. Virginia, 2000
Season: 1,061, Woodrow Dantzler, 2001
Career: 2,761, Woodrow Dantzler, 1998-01

Rushing Yards By Two Players

Game: 358, Raymond Priester (263) and Nealon Greene (95) vs. Duke, 1995
Season: 2,055, Woodrow Dantzler (1,028) and Travis Zachery (1,027), 2000
Career: 5,819, Travis Zachery (3,058) and Woodrow Dantzler (2,761), 1998-01

Note: Career mark is for two backs in the same senior class.

Rushing Touchdowns

Game: 5, Stumpy Banks vs. Furman, 1917; Maxcey Welch vs. Newberry, 1930
Season: 17, Lester Brown, 1978
Career: 41, Travis Zachery, 1998-01

All-Purpose Running Yards

Game: 282, Justin Miller vs. Florida State, 2004 (282 kick-off return)
Season: 1,883, Derrick Hamilton, 2002 (208 rush, 602 receiving, 377 punt return, 696 kickoff return)
Career: 4,839, Derrick Hamilton, 2001-03

All-Purpose Running Yards Per Game

Season: 148.5, Tony Horne, 1997 (1,782 in 12 games)
Career: 127.3, Derrick Hamilton, 2001-03 (4,839 yards in 38 games)

Passing

Most Pass Attempts

Half: 46, Rodney Williams vs. N.C. State (2nd), 1987
Game: 55, Patrick Sapp vs. Maryland, 1992; Charlie Whitehurst vs. Miami (FL), 2005
Season: 465, Charlie Whitehurst, 2003
Career: 1,339, Charlie Whitehurst, 2002-05

Most Attempts Per Game

Season: 35.8, Charlie Whitehurst, 2003 (465 in 13 games)
Career: 31.1, Charlie Whitehurst, 2002-05 (1,339 in 43 games)

Pass Completions

Game: 34, Charlie Whitehurst vs. Duke, 2002
Consecutive Games: 51, Brandon Streeter, vs. Virginia, Virginia Tech, 1999
Three Consecutive Games: 78, Charlie Whitehurst, vs. Miami (FL), Boston College, Wake Forest, 2005
Consecutive Games With 20: 6, Charlie Whitehurst, 2003
Season: 288, Charlie Whitehurst, 2003
Career: 798, Charlie Whitehurst, 2002-05

Completions Per Game

Season: 22.2, Charlie Whitehurst, 2003 (288 in 13 games)
Career: 18.5, Charlie Whitehurst, 2002-05 (796 in 43 games)

Consecutive Pass Completions

Game: 13, Nealon Greene vs. Virginia (last 13), 1997
Season: 17, Nealon Greene (last 13 vs. Virginia, first 4 vs. Maryland), 1997

Consecutive Games Completing a Pass

Season: 13, Charlie Whitehurst, 2003
Career: 46, Rodney Williams, 1985-88

Completion Percentage

Game: (Min. 9 Att.) 100.0, Steve Fuller (9-9) vs. The Citadel, 1978
 (Min. 15 Att.) 94.1, Woodrow Dantzler (16-17) vs. The Citadel, 2000
 (Min. 20 Att.) 85.1, Woodrow Dantzler (23-27) vs. N.C. State, 2001
Season: (Min. 100 Att.) 66.9, Charlie Whitehurst (208-311), 2005
Career: (Min. 200 Att.) 59.4, Charlie Whitehurst (796-1339), 2002-05

Highest Pass Efficiency Rating

Game: (Min. 10 Att.) 310.72, Bobby Gage vs. Furman (9-11-245-2-1), 1948
 (Min. 15 Att.) 247.21, Woodrow Dantzler vs. The Citadel (16-17-192-0-3), 2000
(Min. 20 Att.) 241.08, Charlie Whitehurst vs. North Carolina (12-20-274-0-4), 2002
Season: (Min. 40 Att.) 158.26, Willie Jordan, 1975
 (Min. 15 Att./G) 146.0, Mike Eppley, 1983
 (Min. 200 Att.) 139.8, Woodrow Dantzler, 2001
(Min. 300 Att.) 135.6, Charlie Whitehurst, 2003
Career: (Min. 100 Att.) 132.5, Woodrow Dantzler, 1998-01

Passes Had Intercepted

Game: 5, Don King vs. Auburn, 1953
Season: 20, Tommy Kendrick, 1969
Career: 45, Charlie Whitehurst, 2002-05

Lowest Interception Percentage

Season: (Min. 75 Att.) 1.06%, Nealon Greene, 1994 (1 in 94 att.)
Career: (Min. 100 Att.) 2.55%, Chris Morocco, 1987-89 (4 in 157 att.)

Consecutive Passes Without Interception

Start of Career: 92, Nealon Greene, 1994
Season: 122, Rodney Williams, 1988

Most Games Won as Starting Quarterback

Season: 12, Homer Jordan, 1981
Career: 32, Rodney Williams, 1985-88 (32-10-2)

Best Winning Percentage as Starting Quarterback

Season: 100.0 (12-0), Homer Jordan, 1981
Career: (Min. 15 Games) 81.3 (19-4-1), DeChane Cameron, 1988-91

Consecutive Games Started at Quarterback

Career: 37, Charlie Whitehurst, 2002-05

Most Games Started at Quarterback

Career: 44, Rodney Williams, 1985-88

Most Yards Passing

Game: 420, Charlie Whitehurst vs. Duke, 2002
Season: 3,561, Charlie Whitehurst, 2003
Career: 9,460, Charlie Whitehurst, 2002-05

Passing Yards Per Game

Season: 273.9, Charlie Whitehurst, 2003
Career: 220.0, Charlie Whitehurst, 2002-05

Passing Yards in Consecutive Games

2 Games: 694, Charlie Whitehurst, 2002
3 Games: 916, Charlie Whitehurst, 2003
4 Games: 1,217, Charlie Whitehurst, 2003
5 Games: 1,486, Charlie Whitehurst, 2003
6 Games: 1,732, Charlie Whitehurst, 2003

Yards Per Completion

Game: (Min. 8 Comp.) 28.0, Tommy Kendrick (9 for 252 yards) vs. Virginia, 1971
Season: (Min. 45 Comp.) 21.3, Bobby Gage (47 for 1,002 yards), 1947
Career: (Min. 100 Comp.) 19.9, Bobby Gage (123 for 2,448 yards), 1945-48

Yards Per Attempt

Game: (Min. 8 Att.) 22.0, Bobby Gage (11 for 245 yards) vs. Furman, 1947
Season: (Min. 75 Att.) 9.19, Bobby Gage (115 for 1,002 yards), 1947
Career: (Min. 100 Att.) 8.81, Bobby Gage (278 for 2,448 yards), 1945-48

200-Yard Games

Season: 11, Charlie Whitehurst, 2003
Career: 23, Charlie Whitehurst, 2002-05



Individual Records



300-Yard Games

Season: 5, Charlie Whitehurst, 2003
Career: 8, Charlie Whitehurst, 2002-05

Touchdown Passes

Game: 4, Bobby Gage vs. Auburn, 1947; Nealon Greene vs. UTEP, 1997; Willie Simmons vs. North Carolina, 2000; Woodrow Dantzler vs. N.C. State, 2001; Woodrow Dantzler vs. Louisiana Tech, 2001; **Charlie Whitehurst vs. Duke, 2002; Charlie Whitehurst vs. North Carolina, 2002; Charlie Whitehurst vs. Middle Tennessee, 2003; Charlie Whitehurst vs. South Carolina, 2003**
Season: 21, Woodrow Dantzler, 2001; **Charlie Whitehurst, 2003**
Career: 49, Charlie Whitehurst, 2002-05

Touchdown Passes Per Game

Season: 1.75, Woodrow Dantzler (21 in 12 games), 2001
Career: 1.14, Charlie Whitehurst (49 in 43 games), 2002-05

Total Offense

Most Offensive Plays

Game: 65, Charlie Whitehurst vs. Duke, 2002
Season: 557, Charlie Whitehurst, 2003
Career: 1,599, Charlie Whitehurst (1339 passes, 260 rushes), 2002-05

Most Total Offense Yards

Game: 517, Woodrow Dantzler at N.C. State, 2001
Season: 3,639, Woodrow Dantzler, 2001
Career: 9,561, Charlie Whitehurst, 2002-05
 vs. One Team/Career: 1,127, Woodrow Dantzler vs. N.C. State, 1998-01

Total Offense Per Game

Season: 303.3, Woodrow Dantzler, 2001
Career: 225.6, Woodrow Dantzler, 1998-01

Yards Per Play

Game: 12.0, Billy Hair vs. Duquesne, 1950 (24 plays, 104 rush, 185 pass for 289 yards)
Season: 8.1, Jackie Calvert, 1950 (157 plays, 714 rush, 557 pass for 1,271 yards)
Career: 6.3, Woodrow Dantzler, 1998-01 (1,387 plays, 2,761 rush, 6,037 pass for 8,798 yards)

200-Yard Games

Season: 11, Charlie Whitehurst, 2003
Career: 25, Woodrow Dantzler, 1998-01

300-Yard Games

Season: 7, Woodrow Dantzler, 2001; Charlie Whitehurst, 2003
Career: 13, Woodrow Dantzler, 1998-01

100-Yard Rushing, 300-Yard Total Offense Games

Season: 5, Woodrow Dantzler, 2001
Career: 11, Woodrow Dantzler, 1998-01

Receiving

Most Receptions

Game: 12, Airese Currie vs. Middle Tennessee, 2003
Season: 80, Rod Gardner, 1999
Career: 167, Derrick Hamilton, 2001-03

Most Yards

Game: 182, Rod Gardner vs. North Carolina, 2000
Season: 1,084, Rod Gardner, 1999
Career: 2,681, Terry Smith, 1990-93

100-Yard Receiving Games

Season: 6, Tony Horne, 1997
Career: 9, Rod Gardner, 1997-00
Consecutive: 3, Charlie Waters, 1969; Tony Horne, 1997; Rod Gardner, 2000

Yards Per Reception

Game: (Min. 5 rec.) 32.6, Jerry Butler (5-163) vs. Georgia Tech, 1977
Season: (Min. 10 rec.) 32.1, Gary Cooper (13-417), 1988 (Min. 20 rec.) 22.6, Glenn Smith (22-498), 1950 (Min. 35 rec.) 20.3, Joe Blalock (38-773), 1939-41

Most Receptions Per Game

Season: 6.67 by Rod Gardner (80 in 12 games), 1999
Career: 4.39 by Derrick Hamilton (167 in 38 games), 2001-03

Most Reception Yards Per Game

Season: 90.3 by Rod Gardner (1,084 in 12 games), 1999
Career: 61.8 by Jerry Butler (2,223 in 36 games), 1975-78

Most Touchdown Receptions

Game: 3, Dreher Gaskin vs. Auburn, 1953; Tony Horne vs. Texas-El Paso, 1997; Rod Gardner vs. North Carolina, 2000
Season: 10, Derrick Hamilton, 2003
Career: 18, Glenn Smith, 1949-51

Receptions by a Running Back

Game: 7 (for 31 yards) by Dick Bukowsky vs. Florida State, 1970
Season: 45, Travis Zachery, 2001
Career: 105, Travis Zachery, 1998-01

Receptions by a Tight End

Game: 9, John McMakin vs. Florida State, 1970
Season: 40, John McMakin, 1970
Career: 93, John McMakin, 1969-71

Consecutive Games Catching a Pass

Career: 36, Jerry Butler, 1975-78, caught at least one pass in last game of 1975 and in all games in 1976, 1977, and 1978.

Interceptions

Most Interceptions

Quarter: 3, Brian Dawkins vs. Duke, 1995
Game: 3, Kit Jackson vs. Wake Forest, 1965; Leomont Evans vs. N.C. State, 1995; Brian Dawkins vs. Duke, 1995; Alex Ardley vs. Maryland, 2000
Season: 8, Robert O'Neal, 1989; Justin Miller, 2002
Career: 17, Terry Kinard, 1978-82

Most Interception Return Yards

Game: 102, Don Kelley on 1 return vs. Duke, 1970
Season: 156, Don Kelley on 3 interceptions, 1970
Career: 275, Rex Varn on 10 interceptions, 1976-79

Average Interception Return Yards

Game: (Min. 2) 50.5, Willie Underwood (2-101) vs. South Carolina, 1980
Season: (Min. 3) 52.0, Don Kelley (3-156), 1970
Career: (Min. 5) 27.5, Rex Varn (10-275), 1976-79

Interception Returns for Touchdowns

Game: 1 by many
Season: 3, Arlington Nunn, 1990
Career: 3, Arlington Nunn, 1987-90

Interceptions By a Linebacker

Game: 2, Johnny Rember vs. Western Carolina, 1982
Season: 6, Johnny Rember, 1982
Career: 8, Johnny Rember, 1981-82

Punting

Most Punts

Game: 13, Marion Butler vs. Wake Forest, 1942; Kevin Laird vs. Florida State, 1998
Season: 81, David Sims, 1979
Career: 220, Kevin Laird, 1995-98

Best Punting Average

Game: (Min. 3 punts) 55.3, Dale Hatcher (3 for 166) vs. Kentucky, 1982
Season: (Min. 25 punts) 44.48, Chris Gardocki (58-2,580), 1990
Career: (Min. 50 punts) 43.48, Chris Gardocki (151-6,566), 1988-90

Best Net Punting Average

Game: (Min. 4 punts) 46.7, Dale Hatcher (6 punts) vs. Kentucky, 1981
Season: (Min. 25 punts) 42.7, Dale Hatcher (54 punts), 1984
Career: (Min. 50 punts) 40.7, Dale Hatcher (191 punts), 1981-84

Punts of 50 Yards or More

Game: 6, Banks McFadden (12 punts) vs. Tulane, 1939
Season: 22, Banks McFadden (65 punts), 1939
Career: 44, Dale Hatcher (191 punts), 1981-84

Punts Inside the 20

Game: 7, Kevin Laird vs. Louisiana State, 1996 Peach Bowl
Season: 24, David Sims in 1979; Kevin Laird, 1996
Career: 69, Dale Hatcher, 1981-84

Total Punting Yards

Game: 546, Kevin Laird vs. Virginia Tech, 1998
Season: 3,468, David Sims, 1979
Career: 8,816, Kevin Laird, 1995-98

Punt Returns

Most Punt Returns

Game: 10, Shad Bryant vs. Furman, 1939
Season: 35, Derrick Hamilton, 2002
Career: 88, Marion Butler, 1941-43,45

Most Yards on Punt Returns

Game: 167*, Don Kelley on 4 returns vs. Maryland, 1970
Season: 487, Shad Bryant on 27 returns, 1938
Career: 779, Shad Bryant, 1937-39

Average Punt Return

Game: (Min. 2 Ret.) 51.0 (102 on 2), Richie Luzzi vs. Georgia, 1968
 (Min. 4 Ret.) 41.8* (167 on 4), Don Kelley vs. Maryland, 1970
Season: (Min. 10 Att) 16.9, Bobby Gage (12-203), 1948
Career: (Min. 20 Att.) 17.5, Streak Lawton (26-456), 1934-36

Return Yards (PR & INT)

Game: 223*, Don Kelley vs. Maryland, 1970
Season: 545, Don Kelley, 1970
Career: 820, Shad Bryant (779 PR, 41 IR), 1937-39

Takeaway Return Yards (Fumble & INT)

Game: 102, Don Kelley vs. Duke, 1970
Season: 160, Antwan Edwards, 1998 (104 fumble, 56 interception)
Career: 299, Antwan Edwards, 1995-98 (104 fumble, 195 interception)



Individual Records



Punt Returns for Touchdown

Game: 1 by many
Season: 2, Shad Bryant, 1938; Don Kelley, 1970; Donnell Woolford, 1987
Career: 2, Shad Bryant, 1937-39; Don Kelley, 1969-71; Donnell Woolford, 1985-88; Justin Miller, 2002-04

Most Blocked Punts

Quarter: 2, Mitch Belton vs. Maryland (2nd), 1989
Game: 2, Wingo Avery vs. The Citadel, 1954; Mitch Belton vs. Maryland, 1989; Rahim Abdullah vs. Auburn, 1998 Peach Bowl
Season: 3, Mitch Belton, 1989
Career: 3, Mitch Belton, 1989-90

Most Blocked Field Goals

Game: 1 by many
Season: 2, Terrance Dixon, 1992
Career: 2 by many

Most Blocked Kicks or Punts

Game: 2, Wingo Avery vs. The Citadel, 1954; Mitch Belton vs. Maryland, 1989; Rahim Abdullah vs. Auburn, 1998 Peach Bowl
Season: 3, Mitch Belton, 1989; Leomont Evans, 1995
Career: 3, Mitch Belton, 1989-90; Leomont Evans, 1992-95; Brian Dawkins, 1992-95

Kickoff Returns

Most Kickoff Returns

Game: 7, John Shields vs. Alabama, 1969
Season: 32, Derrick Hamilton, 2002
Career: 66, Ray Williams, 1983-86

Most Kickoff Return Yards

Game: 282, Justin Miller on 6 returns vs. Florida State, 2004
Season: 696, Derrick Hamilton, 2002
Career: 1,552, Derrick Hamilton (on 58 returns), 2001-03

Kickoff Return for Touchdown

Game: 2, Justin Miller vs. Florida State, 2004
Season: 2*, Doug Thomas, 1990; Justin Miller, 2004
Career: 3, Justin Miller, 2002-04

Average Kickoff Return

Game: (Min. 2 ret.) 71.5, Derrick Hamilton at Maryland (2-153), 2001
Season: (Min 10 ret.) 35.1, Justin Miller (13-456), 2002
Career: (Min. 20 ret.) 30.7, Justin Miller (50-1,534), 2002-04

Scoring

Most Points Scored

Game: 33, Maxcey Welch vs. Newberry, 1930
Season: 108, Travis Zachery, 2000
Career: 329, Aaron Hunt, 2000-03

Points Per Game

Season: 10.2, Fred Cone (92 in 9 games), 1950
Career: 7.25, Chris Gardocki (261 in 36 games), 1988-90

Most Touchdowns

Game: 5, Stumpy Banks vs. Furman, 1917 (all rushing), Maxcey Welch vs. Newberry, 1930 (all rushing)
Season: 18, Travis Zachery, 2000 (13 rushing, 5 receiving)
Career: 50, Travis Zachery, 1998-01 (41 rushing, 9 receiving)

Most Touchdowns (Run & Pass)

Game: 6*, Woodrow Dantzler vs. N.C. State, 2001
Season: 31, Woodrow Dantzler, 2001
Career: 68, Woodrow Dantzler, 1998-01

Different Ways Scoring a Touchdown

Season: 4, Bobby Gage, 1947 (run, pass, reception, KOR); Ray Mathews, 1948 (run, pass, reception, PR)
Career: 4, Bobby Gage, 1945-48 (run, pass, reception, KOR); Ray Mathews, 1947-50 (run, pass, reception, PR); **Chansi Stuckey, 2003-05 (run, pass, reception, PR)**

Returns for a Touchdown

Game: 2, Walt Laraway (interception, blocked punt) vs. The Citadel, 1954; Justin Miller (2 kickoff) vs. Florida State, 2004
Season: 3, Don Kelley (2 punt, 1 interception), 1970; Arlington Nunn (3 interceptions), 1990; Justin Miller (2 kickoff, 1 punt), 2004
Career: 5, Justin Miller (3 kickoff, 2 punt), 2002-04

Longest Scoring Lateral

Game: 65 yards, Don Willis to Shad Bryant vs. George Washington, 1938

Longest Fumble Return

Non-Scoring: 83 yards, Tim Childers vs. Western Carolina, 1982
Scoring: 93 yards, Antwan Edwards vs. Virginia, 1998

Most Extra Points Made

Game: 11 (of 11), W.C. Forsythe vs. Bingham, 1898; 9 (of 10), Tommy Chandler vs. Presbyterian, 1949 (modern record)
Season: 45 (of 47), Aaron Hunt, 2000
Career: 164 (of 172), Aaron Hunt, 2000-03

Most Extra Points Attempted

Game: 11, W.C. Forsythe vs. Bingham, 1898
Season: 47, Charles Radcliffe, 1950, Aaron Hunt, 2000
Career: 172, Aaron Hunt, 2000-03

Best Extra Point Percentage

Season: **100.0**, (41-41) Donald Igwebuike, 1984; (41-41), Chris Gardocki, 1989; (34-34) David Treadwell, 1986; **(33-33) Jad Dean, 2005**; (32-32) Bob Paulling, 1982; (30-30), Chris Gardocki, 1990; (25-25) David Treadwell, 1985; Nelson Welch (14-14), 1994
Career: 100.0 (72-72) Chris Gardocki, 1988-90; (43-43), Donald Igwebuike, 1981-84

Most Consecutive Extra Points Made

Career: 72, Chris Gardocki (1 in 1988, all 41 in 1989, 30 in 1990)
 70, Bob Paulling (last 3 in 1981, all 32 in 1982, and first 35 of 1983)
 63, David Treadwell (all 25 in 1985, all 34 in 1986, first 4 of 1987)

Most Field Goals Attempted

Game: 6, Chris Gardocki vs. Georgia Tech, 1990; Nelson Welch vs. N.C. State, 1991; Nelson Welch vs. Maryland, 1992; **Jad Dean vs. Texas A&M, 2005**
Season: 32, Chris Gardocki, 1988
Career: 102*, Nelson Welch, 1991-94

Most Field Goals Made

Game: 6, **Jad Dean vs. Texas A&M, 2005**
Season: 23, Obed Ariri, 1980
Career: 72*, Nelson Welch, 1991-94

Best Field Goal Percentage

Game: **100.0 (6-6), Jad Dean vs. Texas A&M, 2005**
Season: 94.1 (16-17), Donald Igwebuike, 1984
Career: (min. 20 att.) 82.9 (34-41), Bob Paulling, 1979, 81-83

Most Kick-Scoring Points

Game: 19, **Jad Dean vs. Texas A&M, 2005 (6 FGs, 1 PAT)**
Season: 107, Chris Gardocki, 1989
Career: 329, Aaron Hunt, 2000-03

Most Multiple Field Goal Games

Season: 8, Obed Ariri, 1980; Chris Gardocki, 1989
Career: 25, Nelson Welch, 1991-94

Most Consecutive Field Goals Made

Season: 14, Obed Ariri, 1980

Consecutive Games Kicking A Field Goal

Career: 15, Obed Ariri (last 6 games of 1979, first 9 of 1980); Chris Gardocki (last 6 of 1988, first 9 of 1989)

Most Yards on Field Goals

Game: 192, Nelson Welch (31, 42, 32, 46, 41) vs. N.C. State, 1991
Season: 769, Chris Gardocki (made 22 FG), 1990
Career: 2,370, Nelson Welch (made 72 FG), 1991-94

Longest Average Made Field Goal

Game: (Min. 3 made) 45.0, Bob Paulling (46, 43, 46) vs. N. Carolina, 1982
Season: (Min. 10 made) 38.3, Donald Igwebuike (16-612), 1984
Career: (Min. 20 made) 38.6, Donald Igwebuike (32-1237), 1981-84

Most Field Goals 40 Yards or More

Game: 3, Bob Paulling (46, 43, 46) vs. North Carolina, 1982; Nelson Welch (42, 46, 41) vs. N.C. State, 1991
Season: 10, Chris Gardocki (10-14), 1989
Career: 23, Chris Gardocki (23-39), 1988-90

Longest Average Field Goal Attempt

Game: (Min. 3) 53.3 (3-160) by Obed Ariri vs. Pittsburgh, 1977
Season: (Min. 10 att.) 45.4 (20-908) by Obed Ariri, 1977
Career: (Min. 30 Att.) 41.7 (43-1,792) by Donald Igwebuike, 1981-84

Most Field Goals 50 Yards or More

Game: 1 by many
Season: 2, Donald Igwebuike, 1984; Chris Gardocki, 1988; Nelson Welch, 1992
Career: 5, Chris Gardocki, 1988-90; Donald Igwebuike, 1981-84

Highest Percentage Field Goals, 40 Yards or More

Game: (Min. 3 Made), 100.0 (3-3) by Bob Paulling vs. North Carolina, 1982
Season: (Min. 10 Made), 81.8 (9-11) by Nelson Welch, 1992
 (Min. 8 Made), 100.0 (8-8) by Donald Igwebuike, 1984
Career: (Min. 10 Made), 60.9 (14-23) by Donald Igwebuike, 1981-84

* - ACC record



Single-Game Individual Bests



Highest Individual Total Offense Games By Clemson

Yds	Rush, Pass	Player	Site - Opp. (Score CU-Opp.)	Date
517	184,333	Woodrow Dantzler	a - N.C. State (45-37)	10-13-2001
435	185,252	Woodrow Dantzler	a - Maryland (42-30)	10-16-1999
418	164,254	Woodrow Dantzler	a - Georgia Tech (47-44 [^])	9-29-2001
414	-6,420	Charlie Whitehurst	a - Duke (34-31)	11-2-2002
378	135,243	Woodrow Dantzler	h - Duke (59-31)	12-1-2001
374	141,233	Bobby Gage	a - Auburn (34-18)	11-22-1947
374	220,154	Woodrow Dantzler	a - Virginia (31-10)	9-23-2000
366	23,343	Brandon Streeter	h - Virginia (33-14)	9-11-1999
346	58,288	Charlie Whitehurst	h - Miami (FL) (30-36[°])	9-17-2005
345	43,302	Charlie Whitehurst	a - South Carolina (63-17)	11-22-2003
343	50,293	Willie Simmons	a - Florida State (31-48)	10-3-2002
339	41,298	Charlie Whitehurst	h - Middle Tennessee (37-14)	9-13-2003
337	51,286	Nealon Greene	a - Wake Forest (33-16)	11-1-1997
336	59,277	Woodrow Dantzler	h - Florida State (27-41)	11-3-2001
335	12,323	Thomas Ray	a - North Carolina (13-17)	11-6-1965
334	3,331	Charlie Whitehurst	h - Duke (40-7)	11-15-2003
330	119,211	Woodrow Dantzler	a - Wake Forest (21-14)	10-27-2001
329	0,329	Brandon Streeter	h - N.C. State (39-46)	10-31-1998
326	76,250	Nealon Greene	a - N.C. State (19-17)	9-13-1997
323	166,157	Woodrow Dantzler	h - Wake Forest (55-7)	9-16-2000
323	103,220	Woodrow Dantzler	h - N.C. State (34-27)	10-7-2000
322	116,206	DeChane Cameron	a - South Carolina (41-24)	11-23-1991
318	67,251	Woodrow Dantzler	h - Virginia (24-26)	9-22-2001
312	100,212	Ken Pengitore	a - North Carolina (37-29)	11-10-1973
312	42,270	Homer Jordan	h - Maryland (21-7)	11-14-1981
312	3,309	Charlie Whitehurst	h - North Carolina (36-28)	10-25-2003
311	39,272	Charlie Whitehurst	h - Florida State (26-10)	11-8-2003
310	83,227	Ken Pengitore	h - Virginia (32-27)	10-13-1973
309	36,273	Nealon Greene	h - Duke (29-20)	11-8-1997
308	7,301	Brandon Streeter	N1 - Mississippi State (7-17)	12-30-1999
308	134,174	Woodrow Dantzler	a - Duke (52-22)	9-30-2000
306	102,204	Woodrow Dantzler	a - South Carolina (15-20)	11-17-2001
306	8,298	Charlie Whitehurst	a - Georgia Tech (39-3)	9-20-2003
305	120,185	Woodrow Dantzler	a - Georgia Tech (42-45)	11-13-1999
303	15,288	Charlie Whitehurst	h - Wake Forest (37-30)	9-4-2004
302	-2,304	Charlie Whitehurst	a - Wake Forest (27-31)	10-1-2005
301	-18,319	Brandon Streeter	h - Wake Forest (19-29)	9-26-1998
301	0,301	Charlie Whitehurst	h - Furman (28-17)	9-6-2003
300	-7,307	Charlie Whitehurst	h - Temple (37-7)	10-22-2005

N1 - Atlanta, GA (Peach Bowl); ^ - one overtime; ° - three overtimes

Highest Individual Total Offense Games By Opponents

Yds	Rush, Pass	Player	Site - Team (Score CU-Opp.)	Date
509	-12,521	Chris Weinke	a - Florida State (7-54)	11-4-2000
450	-4,454	George Godsey	h - Georgia Tech (28-31)	10-28-2000
416	47,369	Chris Rix	h - Florida State (27-41)	11-3-2001
410	88,322	Joe Hamilton	a - Georgia Tech (42-45)	11-13-1999
408	-10,418	John Kaleo	a - Maryland (23-53)	11-14-1992
402	15,387	Matt Cavanaugh	N1 - Pittsburgh (3-34)	12-30-1977
401	6,395	Terry Harvey	a - N.C. State (43-22)	9-30-1995
386	2,384	Casey Clausen	N2 - Tennessee (27-14)	1-2-2004
377	10,367	Ben Bennett	a - Duke (38-31)	10-15-1983
375	29,346	Tim Sherman	a - Virginia (24-16)	11-9-1996

N1 - Jacksonville, FL (Gator Bowl); N2 - Atlanta, GA (Peach Bowl)

Most Individual Rushing Attempts By Clemson

Att.	Yards	Player	Site - Opp. (Score CU-Opp.)	Date
36	133	Jim Shirley	a - N.C. State (6-0)	10-6-1951
36	202	Ray Yaeger	h - Wake Forest (28-14)	10-18-1969
36	204	Raymond Priestner	a - Maryland (20-9)	10-25-1997
35	201	Ray Yaeger	h - North Carolina (24-14)	11-16-1968
33	163	Fred Cone	a - Auburn (41-0)	11-25-1950
33	234	Don King	a - Fordham (12-12)	11-8-1952
32	92	Buddy Gore	h - South Carolina (3-7)	11-23-1968
32	143	Terry Allen	a - Duke (17-21)	9-30-1989
32	263	Raymond Priestner	h - Duke (34-17)	11-11-1995

Most Individual Rushing Attempts By Opponent

Att.	Yards	Player	Site - Team (Score CU-Opp.)	Date
45	249	James McDougald	a - Wake Forest (14-20)	10-9-1976
38	195	Torin Kirtsey	h - Georgia (17-19)	10-7-1995
35	113	Morgan Kane	h - Wake Forest (19-28)	9-26-1998
33	131	Morgan Kane	h - Wake Forest (21-10)	9-28-1996
32	184	Don McCauley	h - North Carolina (7-42)	11-14-1970
32	178	Charlie Wysocki	h - Maryland (0-19)	9-15-1979
32	135	Corey Croom	h - Ball State (24-10)	9-5-1992

Highest Individual Rushing Games By Clemson

Yds	Carries	Player	Site - Opp. (Score CU-Opp.)	Date
263	32	Raymond Priestner	h - Duke (34-17)	11-11-1995
260	27	Cliff Austin	h - Duke (49-14)	10-16-1982
234	33	Don King	a - Fordham (12-12)	11-8-1952
226	21	Wesley McFadden	a - Virginia Tech (22-10)	9-12-1987
220	18	Woodrow Dantzler	a - Virginia (31-10)	9-23-2000
210	22	Terrence Flagler	a - Virginia (31-17)	10-11-1986
209	30	Terrence Flagler	a - Wake Forest (28-20)	11-1-1986
204	15	Buck George	h - Presbyterian (53-13)	9-20-1952
204	36	Raymond Priestner	a - Maryland (20-9)	10-25-1997
202	36	Ray Yaeger	h - Wake Forest (28-14)	10-18-1969
201	35	Ray Yaeger	h - North Carolina (24-14)	11-16-1968

Highest Individual Rushing Games By Opponent

Yds	Carries	Player	Site - Team (Score CU-Opp.)	Date
256	19	Steve Wadiak	a - South Carolina (14-14)	10-19-1950
249	45	James McDougald	a - Wake Forest (20-36)	10-9-1976
230	20	Larry Hopkins	a - Wake Forest (14-20)	10-17-1970
228	28	Mike Voight	a - North Carolina (38-35)	11-8-1975
227	24	Ted Brown	h - N.C. State (7-45)	10-25-1975
217	16	Brent Cunningham	a - Georgia Tech (7-28)	10-3-1970
214	29	Alvin Blount	N1 - Maryland (23-41)	11-17-1984
204	22	Bubba Bean	h - Texas A&M (15-30)	10-6-1973

N1 - Baltimore, MD

Highest Individual Passing Yard Games By Clemson

Yds	Comp.-Att.	Player	Site - Opp. (Score CU-Opp.)	Date
420	34 of 52	Charlie Whitehurst	a - Duke (34-31)	11-2-2002
343	24 of 32	Brandon Streeter	h - Virginia (33-14)	9-11-1999
333	23 of 27	Woodrow Dantzler	a - N.C. State (45-37)	10-13-2001
331	27 of 40	Charlie Whitehurst	h - Duke (40-7)	11-15-2003
329	27 of 38	Brandon Streeter	h - N.C. State (39-46)	10-31-1998
323	21 of 43	Thomas Ray	a - North Carolina (13-17)	11-6-1965
320	22 of 45	Charlie Whitehurst	a - Maryland (7-21)	10-4-2003
319	18 of 32	Brandon Streeter	h - Wake Forest (19-29)	9-26-1998
309	18 of 34	Charlie Whitehurst	h - North Carolina (36-28)	10-25-2003
307	19 of 27	Charlie Whitehurst	h - Temple (37-7)	10-22-2005
304	28 of 42	Charlie Whitehurst	a - Wake Forest (27-31)	10-1-2005
302	18 of 26	Charlie Whitehurst	a - South Carolina (63-17)	11-22-2003
301	24 of 50	Brandon Streeter	N1 - Mississippi State (7-17)	12-30-1999
301	23 of 31	Charlie Whitehurst	h - Furman (28-17)	9-6-2003

N1 - Atlanta, GA (Peach Bowl)

Highest Individual Passing Yard Games By Opponents

Yds	Comp.-Att.	Player	Site - Team (Score CU-Opp.)	Date
521	27 of 43	Chris Weinke	a - Florida State (7-54)	11-4-2000
454	35 of 57	George Godsey	h - Georgia Tech (28-31)	10-28-2000
418	27 of 41	John Kaleo	a - Maryland (23-53)	11-14-1992
395	30 of 54	Terry Harvey	a - N.C. State (43-22)	9-30-1995
387	23 of 36	Matt Cavanaugh	N1 - Pittsburgh (3-34)	12-30-1977
384	31 of 55	Casey Clausen	N4 - Tennessee (27-14)	1-2-2004
375	32 of 43	Dave Brown	N2 - Duke (33-21)	11-30-1991
375	32 of 43	Kliff Kingsbury	N3 - Texas Tech (15-55)	12-23-2002
374	20 of 33	Jamie Barnette	h - N.C. State (39-46)	10-31-1998
370	21 of 48	Philip Rivers	h - N.C. State (34-27)	10-7-2000

N1 - Jacksonville, FL (Gator Bowl); N2 - Tokyo, Japan; N3 - Orlando, FL (Tangerine Bowl); N4 - Atlanta, GA (Peach Bowl)

Most Individual Passing Attempts By Clemson

Att.	Co.	Yds	Player	Site - Opp. (Score CU-Opp.)	Date
55	25	273	Patrick Sapp	a - Maryland (23-53)	11-14-1992
55	31	288	Charlie Whitehurst	h - Miami (FL) (30-36[°])	9-17-2005
53	21	271	Rodney Williams	h - N.C. State (28-30)	10-27-1987
52	34	420	Charlie Whitehurst	a - Duke (34-31)	11-2-2002
50	24	301	Brandon Streeter	N1 - Mississippi State (7-17)	12-30-1999
48	25	237	Tommy Kendrick	a - Florida State (13-38)	11-7-1970
48	20	263	Charlie Whitehurst	N2 - Texas Tech (15-55)	12-23-2002
45	22	320	Charlie Whitehurst	a - Maryland (7-21)	10-4-2003
44	27	265	Charlie Whitehurst	h - Virginia (30-27[^])	10-11-2003
43	21	323	Thomas Ray	a - North Carolina (13-17)	11-6-1965
43	27	195	Brandon Streeter	a - Virginia Tech (11-31)	9-23-1999
43	25	242	Willie Simmons	h - Louisiana Tech (33-13)	9-7-2002

N1 - Atlanta, GA (Peach Bowl); N2 - Orlando, FL (Tangerine Bowl); ^ - one overtime; ° - three overtimes





Single-Game Individual Bests



Most Individual Passing Attempts By Opponents

Att.	Co.	Yds	Player	Site - Team (Score CU-Opp.)	Date
57	24	197	Kip Allen	h - The Citadel (24-0)	10-4-1986
57	35	454	George Godsey	h - Georgia Tech (28-31)	10-28-2000
56	28	283	Jay Venuto	a - Wake Forest (35-33)	11-1-1980
56	30	297	Shane Montgomery	h - N.C. State (30-10)	10-21-1989
56	23	283	D. Bryant	h - Duke (59-31)	12-1-2001
55	31	384	Casey Clausen	N2 - Tennessee (27-14)	1-2-2004
54	30	395	Terry Harvey	a - N.C. State (43-22)	9-30-1995
53	34	367	Ben Bennett	a - Duke (38-31)	10-15-1983
52	25	328	Luke McCown	N1 - Louisiana Tech (49-24)	12-31-2001

N1 - Boise, ID (Humanitarian Bowl); N2 - Atlanta, GA (Peach Bowl)

Most Individual Pass Completions By Clemson

Co.	Att.	Yds	Player	Site - Opp. (Score CU-Opp.)	Date
34	52	420	Charlie Whitehurst	a - Duke (34-31)	11-2-2002
31	55	288	Charlie Whitehurst	h - Miami (FL) (30-36 ^o)	9-17-2005
28	42	304	Charlie Whitehurst	a - Wake Forest (27-31)	10-1-2005
27	38	329	Brandon Streeter	h - N.C. State (39-46)	10-31-1998
27	43	195	Brandon Streeter	a - Virginia Tech (11-31)	9-23-1999
27	38	287	Charlie Whitehurst	h - South Carolina (27-20)	11-23-2002
27	44	265	Charlie Whitehurst	h - Virginia (30-27 [^])	10-11-2003
27	40	331	Charlie Whitehurst	h - Duke (40-7)	11-15-2003
26	33	206	Nealon Greene	h - Virginia (7-21)	10-11-1997
26	42	272	Charlie Whitehurst	a - Wake Forest (17-45)	11-1-2003

[^] - one overtime; ^o - three overtimes

Most Individual Pass Completions By Opponents

Co.	Att.	Yds	Player	Site - Team (Score CU-Opp.)	Date
35	57	454	George Godsey	h - Georgia Tech (28-31)	10-28-2000
34	53	367	Ben Bennett	a - Duke (38-31)	10-15-1983
33	48	271	Matt Schaub	h - Virginia (30-27 [^])	10-11-2003
32	43	375	Kliff Kingsbury	N1 - Texas Tech (15-55)	12-23-2002
31	46	368	Bruce Gadd	a - Rice (10-29)	9-23-1972
31	55	385	Casey Clausen	N2 - Tennessee (27-14)	1-2-2004
30	49	298	Scott Secules	a - Virginia (31-17)	10-11-1986
30	56	297	Shane Montgomery	h - N.C. State (30-10)	10-21-1989
30	54	395	Terry Harvey	a - N.C. State (43-22)	9-30-1995
30	45	307	Steve Tanneyhill	a - South Carolina (38-17)	11-18-1995

N1 - Orlando, FL (Tangerine Bowl); N2 - Atlanta, GA (Peach Bowl); [^] - one overtime

Individual Highest Completion Percentage By Clemson

Pct.	Co.-Att.	Player	Site - Opp. (Score CU-Opp.)	Date
94.1	16-17	Woodrow Dantzler	h - The Citadel (38-0)	9-2-2000
85.7	12-14	DeChane Cameron	a - South Carolina (41-24)	11-23-1991
85.2	23-27	Woodrow Dantzler	a - N.C. State (45-37)	10-13-2001
84.6	11-13	Willie Jordan	a - Duke (21-25)	10-18-1975
82.1	23-28	Charlie Whitehurst	h - Middle Tennessee (37-14)	9-13-2003
81.8	9-11	Bobby Gage	a - Furman (35-7)	11-8-1947
81.8	18-22	Charlie Whitehurst	a - Maryland (28-24)	9-10-2005
80.0	8-10	Harvey White	a - South Carolina (27-0)	10-22-1959
80.0	12-15	Mike Eppley	h - Virginia (42-21)	10-8-1983
80.0	12-15	Nealon Greene	a - South Carolina (47-21)	11-22-1997

Note: Minimum 10 attempts.

Individual Highest Completion Percentage By Opponents

Pct.	Co.-Att.	Player	Site - Team (Score CU-Opp.)	Date
100.0	11-11	Darian Durant	h - North Carolina (3-38)	10-20-2001
84.6	22-26	Terry Jordan	a - N.C. State (24-17)	10-20-1990
81.8	9-11	Bob Avellini	a - Maryland (6-31)	11-11-1972
81.2	13-16	Mike Cavan	a - Georgia (0-38)	9-26-1970
80.0	16-20	Art Schlichter	N1 - Ohio State (17-15)	12-29-1978
80.0	20-25	Cory Randolph	a - Wake Forest (27-31)	10-1-2005
75.8	25-33	Charlie Ward	a - Florida State (0-57)	9-11-1993
75.0	12-16	Dale Betty	a - Maryland (17-19)	10-15-1960
75.0	18-24	James Stevens	a - Georgia Tech (21-29)	10-29-1973
75.0	9-12	Jeff Grantz	a - South Carolina (20-56)	11-22-1975
75.0	9-12	Rusty LaRue	h - Wake Forest (24-8)	10-29-1994

N1 - Jacksonville, FL (Gator Bowl); Note: Minimum 10 attempts.

Individual Highest Single-Game Pass Efficiency Figures By Clemson

Eff.	Player	C-A-Yds-TD-I	Site - Opp. (Score CU-Opp.)	Date
310.72	Bobby Gage	9-11-245-2-1	a - Furman (42-0)	11-8-1947
282.08	Harvey White	8-10-162-2-0	a - South Carolina (27-0)	10-22-1959
248.76	Nealon Greene	8-11-152-2-0	a - N.C. State (43-22)	9-30-1995
247.21	Woodrow Dantzler	16-17-192-3-0	h - The Citadel (38-0)	9-2-2000
241.08	Charlie Whitehurst	12-20-274-4-0	a - North Carolina (42-12)	11-9-2002
240.39	Jimmy Addison	12-19-283-3-0	h - Virginia (40-35)	9-24-1966
239.06	Tommy Kendrick	9-14-252-1-0	N1 - Virginia (32-15)	10-16-1971

237.67	Woodrow Dantzler	23-27-333-4-0	a - N.C. State (45-37)	10-13-2001
237.19	Nealon Greene	12-16-191-3-0	h - Western Carolina (55-9)	9-2-1995
235.60	Nealon Greene	10-13-167-2-0	a - Georgia Tech (24-3)	10-28-1995

N1 - Richmond, VA; Note: Minimum 10 attempts.

Individual Highest Single-Game Pass Efficiency Figures By Opponents

Eff.	Player	C-A-Yds-TD-I	Site - Team (Score CU-Opp.)	Date
323.10	Jeff Grantz	9-12-158-5-0	a - South Carolina (20-56)	11-22-1975
270.47	Scotty Glacken	8-12-134-4-0	a - Duke (30-35)	10-19-1963
256.52	Billy Lothridge	7-10-128-3-1	a - Georgia Tech (9-26)	9-22-1962
242.46	Mike Elkins	11-16-213-3-0	a - Wake Forest (38-21)	10-29-1988
226.85	Clyde Walker	10-14-165-3-1	h - Florida State (7-43)	11-1-1975
213.05	Mike Tice	9-13-144-2-0	a - Maryland (7-34)	11-15-1980
205.16	Joe Hamilton	22-30-322-5-2	a - Georgia Tech (42-45)	11-13-1999
203.70	Donovan McNabb	13-23-309-3-1	N1 - Syracuse (0-41)	1-1-1996

N1 - Jacksonville, FL (Gator Bowl); Note: Minimum 10 attempts.

Highest Individual Plays By Clemson

No.	Player	Att.-Yds	Co.-Att.-Yds	Site - Team (Score CU-Opp.)	Date
65	Charlie Whitehurst	13-(-6)	34-52-420	a - Duke (34-31)	11-2-2002
64	Patrick Sapp	9-5	25-55-273	a - Maryland (23-53)	11-14-1992
62	Woodrow Dantzler	22-59	22-40-277	h - Florida State (27-41)	11-3-2001
60	Charlie Whitehurst	5-58	31-55-288	h - Miami (FL) (30-36 ^o)	9-17-2005
57	Rodney Williams	4-12	21-53-271	h - N.C. State (28-30)	10-24-1987
57	Woodrow Dantzler	23-67	25-34-251	h - Virginia (24-26)	9-22-2001
57	Woodrow Dantzler	25-164	18-32-254	a - Georgia Tech (47-44 [^])	9-29-2001
57	Charlie Whitehurst	12-(-39)	22-45-320	a - Maryland (7-21)	10-4-2003
56	Brandon Streeter	13-(-12)	27-43-195	a - Virginia Tech (11-31)	9-23-1999
55	Woodrow Dantzler	25-103	18-30-220	h - N.C. State (34-27)	10-7-2000

[^] - one overtime; ^o - three overtimes

Highest Individual Plays By Opponent

No.	Player	Att.-Yds	Co.-Att.-Yds	Site - Team (Score CU-Opp.)	Date
67	Casey Clausen	12-2	31-55-384	N3 - Tennessee (27-14)	1-2-2004
64	D. Bryant	8-(-10)	23-56-283	h - Duke (59-31)	12-1-2001
63	Jay Venuto	7-36	28-56-293	a - Wake Forest (35-33)	11-1-1980
63	George Godsey	6-(-4)	35-57-454	h - Georgia Tech (28-31)	10-28-2000
63	Luke McCown	11-(-5)	25-52-328	N2 - Louisiana Tech (49-24)	12-31-2001
62	Randy Allen	5-(-19)	24-57-197	h - The Citadel (24-0)	10-4-1986
61	Shane Montgomery	5-3	30-56-297	a - N.C. State (30-10)	10-21-1989
60	Dave Brown	12-(-32)	23-48-385	N1 - Duke (33-21)	11-30-1991
58	Ben Bennett	5-10	34-53-367	a - Duke (38-31)	10-15-1983

N1 - Tokyo, Japan; N2 - Boise, ID (Humanitarian Bowl); N3 - Atlanta, GA (Peach Bowl)

Highest Individual Pass Reception Games By Clemson

No.	Yards	Player	Site - Opp. (Score CU-Opp.)	Date
12	133	Airese Currie	h - Middle Tennessee (37-14)	9-13-2003
11	129	Phil Rogers	a - North Carolina (13-17)	11-6-1965
11	111	Rod Gardner	h - Marshall (10-13)	9-4-1999
11	156	Chansi Stuckey	h - Florida State (35-14)	11-12-2005
10	148	Hank Walker	h - Auburn (34-18)	11-22-1947
10	144	Charlie Waters	h - Alabama (13-38)	10-25-1969
10	124	Perry Tuttle	a - Wake Forest (35-33)	11-1-1980
10	151	Perry Tuttle	h - Maryland (21-7)	11-14-1981
10	110	Tony Horne	h - Appalachian State (23-12)	9-6-1997
10	131	Tony Horne	h - Florida State (28-35)	9-20-1997
10	122	Rod Gardner	h - Duke (58-7)	11-6-1999
10	137	Rod Gardner	h - N.C. State (34-27)	10-7-2000
10	89	Kevin Youngblood	h - Louisiana Tech (33-13)	9-7-2002
10	123	J.J. McKelvey	h - Ball State (30-7)	9-21-2002
10	103	J.J. McKelvey	a - Duke (34-31)	11-2-2002
10	100	Kevin Youngblood	h - Furman (28-17)	9-6-2003

Highest Individual Pass Reception Games By Opponents

No.	Yards	Player	Site - Opp. (Score CU-Opp.)	Date
14	209	Kelly Campbell	h - Georgia Tech (28-31)	10-28-2000
13	209	Henley Carter	h - Duke (39-22)	10-19-1968
13	149	Wes Chesson	a - Duke (10-21)	10-24-1970
13	132	Mark Militello	a - Duke (38-31)	10-15-1983
12	115	Phil Denfeld	h - Wake Forest (82-24)	10-31-1981
11	131	Larry Seivers	a - Tennessee (19-21)	10-2-1976
11	113	John Tice	a - Maryland (24-22)	11-13-1982
11	114	Joey Gibson	h - Appalachian State (23-12)	9-6-1997
11	225	Torry Holt	h - N.C. State (39-46)	10-31-1998
11	121	Peter Warrick	h - Florida State (14-17)	10-23-1999
11	78	Wali Lundy	a - Virginia (17-22)	10-12-2002



Single-Game Individual Bests



Highest Individual Receiving Yard Games By Clemson

Yds	Receptions	Player	Site - Opp. (Score CU-Opp.)	Date
182	7	Rod Gardner	a - North Carolina (38-24)	10-21-2000
175	7	Derrick Hamilton	a - Maryland (7-21)	10-4-2003
163	5	Jerry Butler	a - Georgia Tech (31-14)	9-24-1977
161	7	Perry Tuttle	h - Wake Forest (82-24)	10-31-1981
156	8	Terry Smith	a - Florida State (0-57)	9-11-1993
156	11	Chansi Stuckey	h - Florida State (35-14)	11-12-2005
155	7	Aaron Kelly	h - Temple (37-7)	10-22-2005
152	2	Craig Brantley	h - Virginia (28-9)	11-16-1974
152	7	Tony Horne	a - Wake Forest (33-16)	11-1-1997
152	9	Airese Currie	h - Wake Forest (37-30)	9-4-2004

Highest Individual Receiving Yard Games By Opponents

Yds	Receptions	Player	Site - Opp. (Score CU-Opp.)	Date
249	8	Peter Warwick	h - Florida State (28-35)	9-20-1997
225	11	Torry Holt	h - N.C. State (39-46)	10-31-1998
209	13	Henley Carter	h - Duke (39-22)	10-19-1968
209	14	Kelly Campbell	h - Georgia Tech (28-31)	10-28-2000
184	9	Marcus Badgett	a - Maryland (23-53)	11-14-1992
178	10	Delwyn Daigre	N2 - Louisiana Tech (49-24)	12-31-2001
173	7	Marvin Harrison	N1 - Syracuse (0-41)	1-1-1996
170	9	Jonathan Smith	a - Georgia Tech (39-3)	9-20-2003
169	3	L.C. Stevens	h - North Carolina (10-17)	11-15-1997
167	9	Sterling Sharpe	h - South Carolina (21-21)	11-22-1986

N1 - Jacksonville, FL (Gator Bowl); N2 - Boise, ID (Humanitarian Bowl)

Clemson Top Scorers

Pts	Player	TDs	X-Pts	Site - Opp. (Score CU-Opp.)	Date
33	Maxcey Welch	5	3	h - Newberry (75-0)	10-17-1930
30	Stumpy Banks	5	0	a - Furman (38-0)	10-13-1917
24	Boo Armstrong	4	0	a - South Carolina (39-0)	11-2-1918
24	Fred Cone	4	0	a - Auburn (41-0)	11-25-1950
24	Terrence Flagler	4	0	a - Wake Forest (28-20)	11-1-1986
24	Emory Smith	4	0	a - Wake Forest (29-14)	9-16-1995
24	Travis Zachery	4	0	h - Duke (58-7)	11-6-1999
24	Travis Zachery	4	0	h - Duke (59-31)	12-1-2001
24	Chad Jasmin	4	0	a - South Carolina (63-17)	11-22-2003

Opponent Top Scorers

Pts	Player	TDs	X-Pts	Site - Opp. (Score CU-Opp.)	Date
24	Kevin McLee	4	0	a - Georgia (7-35)	10-4-1975
24	Ted Brown	4	0	h - N.C. State (7-45)	10-25-1975
24	Torry Holt	4	0	h - N.C. State (39-46)	10-31-1998
24	LaMont Jordan	4	0	a - Maryland (42-30)	10-16-1999

Most Field Goals By Clemson

FG Distances	Player	Site - Opp. (Score CU-Opp.)	Date
6 (21, 21, 25, 18, 44, 42)	Jad Dean	h - Texas A&M (25-24)	9-3-2005
5 (31, 42, 32, 46, 41)	Nelson Welch	h - N.C. State (29-19)	10-26-1991
5 (30, 53, 43, 31, 32)	Nelson Welch	a - Maryland (23-53)	11-14-1992
5 (34, 37, 47, 34, 20)	Nelson Welch	a - North Carolina (28-17)	11-5-1994
4 (49, 26, 24, 57)	Obed Ariri	h - Wake Forest (26-0)	10-29-1979
4 (30, 33, 44, 17)	Obed Ariri	a - North Carolina (19-10)	11-10-1979
4 (19, 45, 39, 30)	Obed Ariri	a - N.C. State (20-24)	10-25-1980
4 (47, 25, 30, 25)	Chris Gardocki	h - Georgia (34-3)	10-6-1990
4 (38, 20, 45, 44)	Chris Gardocki	a - Georgia Tech (19-21)	10-13-1990
4 (25, 47, 30, 20)	Matt Padgett	a - N.C. State (19-17)	9-13-1997
4 (52, 34, 30, 35)	David Richardson	a - Wake Forest (33-16)	11-1-1997
4 (25, 22, 39, 24)	David Richardson	h - Furman (33-0)	9-5-1998
4 (47, 22, 38, 37)	Aaron Hunt	h - Louisiana Tech (33-13)	9-7-2002
4 (29, 35, 22, 42)	Aaron Hunt	h - Maryland (12-30)	11-16-2002
4 (23, 35, 32, 37)	Aaron Hunt	h - Florida State (26-10)	11-8-2003
4 (21, 47, 36, 42)	Jad Dean	h - N.C. State (26-20)	10-30-2004

Most Yards On Field Goals By Clemson

Yds Distances	Player	Site - Opp. (Score CU-Opp.)	Date
192 (31, 42, 32, 46, 41)	Nelson Welch	h - N.C. State (29-19)	10-26-1991
189 (30, 53, 43, 31, 32)	Nelson Welch	a - Maryland (23-53)	11-14-1992
172 (34, 37, 47, 34, 20)	Nelson Welch	a - North Carolina (28-17)	11-5-1994
171 (21, 21, 25, 18, 44, 42)	Jad Dean	h - Texas A&M (25-24)	9-3-2005
156 (49, 26, 24, 57)	Obed Ariri	h - Wake Forest (26-0)	10-29-1979
151 (52, 34, 30, 35)	David Richardson	a - Wake Forest (33-16)	11-1-1997
147 (38, 20, 45, 44)	Chris Gardocki	a - Georgia Tech (19-21)	10-13-1990
146 (21, 47, 36, 42)	Jad Dean	h - N.C. State (26-20)	10-30-2004
144 (47, 22, 38, 37)	Aaron Hunt	h - Louisiana Tech (33-13)	9-7-2002
135 (46, 43, 46)	Bob Paulling	h - North Carolina (16-13)	11-6-1982

Highest Individual Kickoff Return Yards By Clemson

Yds	Returns	Player	Site - Team (Score CU-Opp.)	Date
282*	6	Justin Miller	a - Florida State (22-41)	9-25-2004
174	5	David Thomas	a - Georgia Tech (9-31)	10-7-1972
160	7	John Shields	h - Alabama (13-38)	10-25-1969
159	6	Dennis Goss	a - North Carolina (13-26)	11-6-1971
158	4	Terrance Roulhac	h - South Carolina (21-21)	11-22-1986
153	2	Derrick Hamilton	a - Maryland (20-37)	11-10-2001
152	4	Justin Miller	h - Maryland (12-30)	11-16-2002
143	3	Bill Mathis	a - Georgia Tech (6-16)	10-25-1959
134	4	Justin Miller	a - Texas A&M (6-27)	9-18-2004
132	6	Bob Bosler	h - Auburn (0-44)	10-10-1970

* - NCAA record

Highest Individual Punt Return Yards By Clemson

Yds	Returns	Player	Site - Opp. (Score CU-Opp.)	Date
167	4	Don Kelley	a - Maryland (24-11)	10-20-1970
126	5	Donnell Woolford	h - Georgia Tech (33-12)	9-26-1987
116	4	Darnell Stephens	h - Maryland (40-7)	11-16-1991
106	7	Tony Horne	h - Texas-El Paso (39-7)	10-4-1997
105	3	Brian Mance	h - Georgia Tech (28-31)	10-28-2000
102	2	Richie Luzzi	a - Georgia (13-31)	9-27-1969
101	3	Bobby Gage	h - N.C. State (6-0)	10-2-1948

Highest Individual Return Yards By Clemson

Yds	Method	Player	Site - Opp. (Score CU-Opp.)	Date
282	(282 KOR)	Justin Miller	a - Florida State (22-41)	9-25-2004
223	(167 PR, 56 IR)	Don Kelley	a - Maryland (24-11)	10-31-1970
174	(174 KOR)	David Thomas	a - Georgia Tech (9-31)	10-7-1972
160	(160 KOR)	John Shields	h - Alabama (13-38)	10-25-1969
159	(159 KOR)	Dennis Goss	a - North Carolina (13-26)	11-6-1971
158	(158 KOR)	Terrance Roulhac	h - South Carolina (21-21)	11-22-1986
157	(79 PR, 78 KOR)	Brian Mance	h - Wofford (38-14)	9-8-2001
156	(52 PR, 104 KOR)	Derrick Hamilton	a - Florida State (31-48)	10-3-2002
153	(153 KOR)	Derrick Hamilton	a - Maryland (20-37)	11-10-2001
152	(152 KOR)	Justin Miller	h - Maryland (12-30)	11-16-2002

Note: Punt, kickoff, and interception returns.

Highest Individual All-Purpose Yard Games By Clemson

Yds	Player	Opponent	Year	Rush	Rec.	KOR	PR
282	Justin Miller	Florida State	2004	---	---	282	---
274	Terrence Flagler	Wake Forest	1986	209	65	---	---
267	Tony Horne	Florida State	1997	---	131	109	27
263	Raymond Priestler	Duke	1995	263	---	---	---
260	Cliff Austin	Duke	1982	260	---	---	---
256	Derrick Hamilton	Georgia Tech	2002	97	22	41	96
254	Don King	Fordham	1952	234	---	20	---
252	Ken Callicutt	South Carolina	1974	197	55	---	---
248	Derrick Hamilton	Florida State	2002	23	69	104	52
246	Buck George	Presbyterian	1952	204	42	---	---
242	Ronald Williams	Virginia	1991	185	57	---	---
232	Bobby Gage	Pittsburgh	1947	136	---	89	7
231	Derrick Hamilton	Texas Tech	2002	---	72	113	46
229	Tony Horne	Duke	1997	---	119	79	31
228	Rod Gardner	Maryland	2000	---	148	80	---
226	Wesley McFadden	Virginia Tech	1987	226	---	---	---
225	Tony Horne	Texas-El Paso	1997	---	119	0	106

Highest Individual Punting Games By Clemson

Avg.	Att.-Yds	Player	Site - Opp. (Score CU-Opp.)	Date
55.3	3-166	Dale Hatcher	h - Kentucky (24-6)	10-2-1982
52.0	5-260	Banks McFadden	a - George Washington (13-6)	11-3-1939
51.8	4-207	Dale Hatcher	h - Georgia (16-16)	9-17-1983
51.0	6-306	Dale Hatcher	a - Kentucky (21-3)	10-3-1981
50.8	4-203	Joe Paglieli	h - Maryland (12-25)	11-12-1955
50.3	3-151	Dale Hatcher	a - Duke (38-31)	10-15-1983
50.3	3-151	Jamie Somaini	a - Virginia (31-10)	9-23-2000
50.0	5-250	Chris Gardocki	h - South Carolina (24-15)	11-17-1990

Note: Minimum three punts.



Career Leaders



Rushing

Rushing Yards

Rk	Player	Years	Att.	Avg.	TD	Yards
1.	Raymond Priester	1994-97	805	4.93	21	3966
2.	Travis Zachery	1998-01	691	4.43	41	3058
3.	Kenny Flowers	1983-86	590	4.94	26	2914
4.	Terry Allen	1987-89	523	5.31	28	2778
5.	Woodrow Dantzler	1998-01	591	4.67	27	2761
6.	Buddy Gore	1966-68	600	4.29	15	2571
7.	Ray Yauger	1968-70	555	4.39	16	2439
8.	Chuck McSwain	1979-82	483	4.80	23	2320
9.	Stacey Driver	1982-85	476	4.82	15	2293
10.	Ken Callicutt	1973-77	492	4.59	11	2256
11.	Lester Brown	1976-79	505	4.45	31	2228
12.	Rodney Blunt	1989-93	508	4.28	13	2173
13.	Fred Cone	1948-50	466	4.66	30	2172
14.	Terrence Flagler	1982-86	379	5.70	17	2162
15.	Cliff Austin	1978-82	423	5.06	27	2139
16.	Joel Wells	1954-56	383	5.06	16	1937
17.	Ray Mathews	1947-50	331	5.70	20	1886
18.	Ronald Williams	1990-92	326	5.60	13	1824
19.	Joe Henderson	1987-89	356	4.92	16	1752
20.	Steve Fuller	1975-78	535	3.20	22	1737
21.	Wesley McFadden	1985-89	332	4.78	13	1587
22.	Billy Hair	1950-52	321	4.92	15	1579
	Tracy Johnson	1985-88	377	4.19	23	1579
24.	Emory Smith	1993-96	358	4.38	25	1568
25.	Charlie Timmons	1939-41	415	3.72	15	1545

Rushing Touchdowns

Rk	Player	Years	Att.	Yards	TD
1.	Travis Zachery	1998-01	691	3058	41
2.	Lester Brown	1976-79	505	2228	31
3.	Fred Cone	1948-50	466	2172	30
4.	Terry Allen	1987-89	523	2778	28
5.	Cliff Austin	1978-82	423	2139	27
	Woodrow Dantzler	1998-01	591	2761	27
7.	Kenny Flowers	1983-86	590	2914	26
8.	Emory Smith	1993-96	358	1568	25
9.	Chuck McSwain	1979-82	483	2320	23
	Tracy Johnson	1985-88	377	1579	23

Rushes

Rk	Player	Years	Yards	Y/A	Att.
1.	Raymond Priester	1994-97	3966	4.93	805
2.	Travis Zachery	1998-01	3058	4.43	691
3.	Buddy Gore	1966-68	2571	4.29	600
4.	Woodrow Dantzler	1998-01	2761	4.67	591
5.	Kenny Flowers	1983-86	2914	4.94	590
6.	Ray Yauger	1968-70	2439	4.39	555
7.	Steve Fuller	1975-78	1737	3.20	535
8.	Terry Allen	1987-89	2778	5.31	523

9.	Rodney Blunt	1989-93	2173	4.28	508
10.	Lester Brown	1976-79	2228	4.45	505
11.	Ken Callicutt	1973-77	2256	4.59	492
12.	Chuck McSwain	1979-82	2320	4.80	483
13.	Stacey Driver	1982-85	2292	4.82	476
14.	Fred Cone	1948-50	2172	4.66	466
15.	Cliff Austin	1978-82	2139	5.06	423

Passing

Passing Yards

Rk	Player	Years	Att.	Co.	Pct.	Yards
1.	Charlie Whitehurst	2002-05	1339	796	59.4	9460
2.	Woodrow Dantzler	1998-01	796	460	57.8	6037
3.	Nealon Greene	1994-97	805	458	56.9	5719
4.	Rodney Williams	1985-88	717	333	46.4	4647
5.	Steve Fuller	1975-78	554	287	51.8	4359
6.	Tommy Kendrick	1969-71	644	303	47.0	3893
7.	Homer Jordan	1979-82	479	250	52.2	3643
8.	Brandon Streeter	1996-99	519	294	56.6	3504
9.	Mike Eppley	1980-84	449	252	56.1	3354
10.	DeChane Cameron	1988-91	470	257	54.7	3300
11.	Jimmy Addison	1965-67	393	202	51.4	2616
12.	Willie Simmons	2000-02	391	204	52.2	2530
13.	Bobby Gage	1945-48	278	123	44.2	2448
14.	Ken Pengitore	1971-73	356	154	43.3	2412
15.	Patrick Sapp	1992-95	365	165	45.2	2278
16.	Harvey White	1957-59	289	145	50.2	2103
17.	Don King	1952-54	318	134	42.1	2077

Pass Attempts

Rk	Player	Years	Co.	Yards	Att.
1.	Charlie Whitehurst	2002-05	796	9460	1339
2.	Nealon Greene	1994-97	458	5719	805
3.	Woodrow Dantzler	1998-01	460	6037	796
4.	Rodney Williams	1985-88	333	4647	717
5.	Tommy Kendrick	1969-71	303	3893	644
6.	Steve Fuller	1975-78	287	4359	554
7.	Brandon Streeter	1996-99	294	3504	519
8.	Homer Jordan	1979-82	250	3643	479
9.	DeChane Cameron	1988-91	257	3300	470
10.	Mike Eppley	1980-84	252	3354	449
11.	Jimmy Addison	1965-67	202	2616	393
12.	Willie Simmons	2000-02	204	2530	391
13.	Patrick Sapp	1992-95	165	2278	365
14.	Ken Pengitore	1971-73	154	2412	356
15.	Don King	1952-54	134	2077	318

Pass Completions

Rk	Player	Years	Att.	Yards	Co.
1.	Charlie Whitehurst	2002-05	1339	9460	796
2.	Woodrow Dantzler	1998-01	796	6037	460

3.	Nealon Greene	1994-97	805	5719	458
4.	Rodney Williams	1985-88	717	4647	333
5.	Tommy Kendrick	1969-71	644	3893	303
6.	Brandon Streeter	1996-99	519	3504	294
7.	Steve Fuller	1975-78	554	4359	287
8.	DeChane Cameron	1988-91	470	3300	257
9.	Mike Eppley	1980-84	449	3354	252
10.	Homer Jordan	1979-82	479	3643	250
11.	Willie Simmons	2000-02	391	2530	204
12.	Jimmy Addison	1965-67	393	2616	202
13.	Patrick Sapp	1992-95	365	2278	165
14.	Ken Pengitore	1971-73	356	2412	154
15.	Harvey White	1957-59	289	2103	145

Completion Percentage

Rk	Player	Years	Co.-Att.	Pct.
1.	Charlie Whitehurst	2002-05	796-1339	59.4
2.	Woodrow Dantzler	1998-01	460-796	57.8
3.	Nealon Greene	1994-97	458-805	56.9
4.	Chris Morocco	1986-89	89-157	56.7
5.	Brandon Streeter	1996-99	294-519	56.6
6.	Mike Eppley	1980-84	252-449	56.1
7.	DeChane Cameron	1988-91	257-470	54.7
8.	Billy Lott	1977-79	105-198	53.0
9.	Homer Jordan	1979-82	250-479	52.2
10.	Willie Simmons	2000-02	204-391	52.2
11.	Steve Fuller	1975-78	287-554	51.8
12.	Jimmy Addison	1965-67	202-393	51.4
13.	Harvey White	1957-59	145-289	50.2
14.	Mike O'Cain	1974-76	91-182	50.0

Note: Minimum 150 attempts.

Passing Yards Per Attempt

Rk	Player	Years	Att.	Yards	Y/Att.
1.	Bobby Gage	1945-48	278	2448	8.81
2.	Jackie Calvert	1948-50	101	885	8.76
3.	Chris Morocco	1986-89	157	1238	7.89
4.	Steve Fuller	1975-78	554	4359	7.87
5.	Homer Jordan	1979-82	479	3643	7.61
6.	Mark Fellers	1972-74	124	943	7.60
7.	Woodrow Dantzler	1998-01	796	6037	7.58
8.	Mike Eppley	1980-84	449	3354	7.47
9.	Harvey White	1957-59	289	2103	7.28
10.	Nealon Greene	1994-97	805	5719	7.10
11.	Mike O'Cain	1974-76	182	1291	7.09
12.	Charlie Whitehurst	2002-05	1339	9460	7.06
13.	DeChane Cameron	1988-91	470	3300	7.02
14.	Billy Lott	1977-79	198	1385	7.00
15.	Ken Pengitore	1971-73	356	2412	6.78

Touchdown Passes

Rk	Player	Years	Att.	Int.	TD
1.	Charlie Whitehurst	2002-05	1339	45	49

Pass Efficiency Leaders

Rk	Player	Years	Att.	Co.	Pct.	Int.	Int. Pct.	Yards	Yards/Att.	TD	TD Pct.	Eff.
1.	Woodrow Dantzler	1998-01	796	460	57.8	24	3.02	6037	7.58	41	5.15	132.46
2.	Mark Fellers	1972-74	124	58	46.8	7	5.64	943	7.60	12	9.68	131.30
3.	Chris Morocco	1986-89	157	89	56.7	4	2.55	1238	7.89	6	3.82	130.44
4.	Mike Eppley	1980-84	449	252	56.1	26	5.79	3354	7.47	28	6.23	127.85
5.	Bobby Gage	1945-48	278	123	44.2	27	9.71	2448	8.81	24	8.63	127.26
6.	Nealon Greene	1994-97	805	458	56.9	26	3.22	5719	7.10	35	4.35	124.46
7.	Charlie Whitehurst	2002-05	1339	796	59.4	45	3.36	9460	7.06	49	3.66	124.15
8.	Harvey White	1957-59	289	145	50.2	12	4.15	2103	7.28	18	6.22	123.58
9.	Jackie Calvert	1948-50	101	40	39.6	8	7.92	885	8.76	8	7.92	123.48
10.	Steve Fuller	1975-78	554	287	51.8	21	3.79	4359	7.87	22	3.97	123.43
11.	DeChane Cameron	1988-91	470	257	54.7	15	3.19	3300	7.02	13	2.76	116.41
12.	Homer Jordan	1979-82	479	250	52.2	27	5.63	3643	7.61	15	3.13	115.19
13.	Brandon Streeter	1996-99	519	294	56.6	26	5.00	3504	6.75	17	3.28	114.15
14.	Willie Simmons	2000-02	391	204	52.2	13	3.32	2530	6.47	16	4.10	113.30
15.	Billy Lott	1977-79	198	105	53.0	7	3.53	1385	7.00	5	2.52	113.06
16.	Mike O'Cain	1974-76	182	91	50.0	9	4.94	1291	7.09	6	3.30	110.57
17.	Jimmy Addison	1965-67	393	202	51.4	27	6.87	2616	6.66	16	4.07	107.04

Note: Minimum 100 attempts.



Career Leaders



2. Woodrow Dantzler	1998-01	796	24	41
3. Nealon Greene	1994-97	805	26	35
4. Mike Eppley	1980-84	449	26	28
5. Bobby Gage	1945-48	278	27	24
6. Tommy Kendrick	1969-71	644	42	24
7. Steve Fuller	1975-78	554	21	22
8. Harvey White	1957-59	289	12	18
9. Brandon Streeter	1996-99	519	26	17
10. Jimmy Addison	1965-67	393	27	16
Rodney Williams	1985-88	717	27	16
Willie Simmons	2000-02	383	13	16
13. Homer Jordan	1979-82	479	27	15
14. Billy Hair	1950-52	295	28	15
15. Don King	1952-54	318	37	14

Interception Avoidance

Rk Player	Years	Int.-Att.	Pct.
1. Chris Morocco	1986-89	4-157	.0255
2. Patrick Sapp	1992-95	10-365	.0274
3. Woodrow Dantzler	1998-01	24-796	.0302
4. DeChane Cameron	1988-91	15-470	.0319
5. Nealon Greene	1994-97	26-805	.0322
6. Willie Simmons	2000-02	13-391	.0332
7. Charlie Whitehurst	2002-05	45-1339	.0336
8. Billy Lott	1977-79	7-198	.0353
9. Rodney Williams	1985-88	27-717	.0377
10. Steve Fuller	1975-78	21-554	.0379
11. Randy Anderson	1984-87	6-145	.0414
12. Harvey White	1957-59	12-289	.0415
13. Mike O'Cain	1974-76	9-182	.0494
14. Brandon Streeter	1996-98	26-519	.0501
15. Ken Pengitore	1971-73	18-356	.0506

Note: Minimum 100 attempts.

Receiving

Receptions

Rk Player, Pos.	Years	Yards	Avg.	TD	Rec.
1. Derrick Hamilton, WR	2001-03	2312	13.8	16	167
2. Rod Gardner, WR	1997-00	2498	15.0	13	166
3. Terry Smith, WR	1990-93	2681	16.5	15	162
4. Perry Tuttle, WR	1978-81	2534	16.9	17	150
5. Kevin Youngblood, WR	2000-03	1713	12.1	6	142
6. Jerry Butler, WR	1975-78	2223	16.0	11	139
7. Brian Wofford, WR	1996-99	1857	13.5	13	138
Airese Currie, WR	2001-04	2030	14.7	10	138
9. Tony Horne, WR	1994-97	1750	14.6	13	120
10. Phil Rogers, WR	1965-67	1469	13.9	5	106
11. Travis Zachery, TB	1998-01	1057	10.1	9	105
12. Mal Lawyer, WR	1996-99	1255	12.7	9	99
13. John McMakin, TE	1969-71	1255	13.5	12	93
14. Terrance Roulhac, WR	1983-86	1487	16.2	16	92
15. Chansi Stuckey, WR	2003-05	1051	11.8	4	89
16. Glenn Smith, TE	1949-51	1576	17.9	18	88
17. Ray Williams, WR	1983-86	1290	15.0	6	86
18. J.J. McKevey, WR	1999-02	1277	15.2	8	84
19. Gary Cooper, WR	1985-89	1592	20.2	11	79
20. Keith Jennings, WR	1985-88	1117	14.3	2	78
21. Antwan Wyatt, WR	1993-95	972	12.8	6	76
22. Charlie Waters, WR	1967-69	1196	17.1	4	68
23. Curtis Baham, WR	2002-05	880	13.1	7	67
24. Jerry Gaillard, WR	1978-81	831	12.6	1	66
25. Bennie Cunningham, TE	1972-75	1044	16.3	10	64

Receiving Yards

Rk Player, Pos.	Years	Rec.	Yards
1. Terry Smith, WR	1990-93	162	2681
2. Perry Tuttle, WR	1978-81	150	2534
3. Rod Gardner, WR	1997-00	166	2498
4. Derrick Hamilton, WR	2001-03	167	2312
5. Jerry Butler, WR	1975-78	139	2223
6. Airese Currie, WR	2001-04	138	2030
7. Brian Wofford, WR	1996-99	138	1857
8. Tony Horne, WR	1994-97	120	1750
9. Kevin Youngblood, WR	2000-03	142	1713
10. Gary Cooper, WR	1985-89	79	1592
11. Glenn Smith, TE	1949-51	88	1576
12. Terrance Roulhac, WR	1983-86	92	1487

13. Phil Rogers, WR	1965-67	106	1469
14. Ray Williams, WR	1983-86	86	1290
15. J.J. McKevey, WR	1999-02	84	1277
16. John McMakin, TE	1969-71	93	1255
Mal Lawyer, WR	1996-99	99	1255
18. Charlie Waters, WR	1967-69	68	1166
19. Keith Jennings, WR	1985-88	78	1117
20. Travis Zachery, TB	1998-01	105	1057
21. Chansi Stuckey, WR	2003-05	89	1051
22. Bennie Cunningham, TE	1972-75	69	1044
23. Antwan Wyatt, WR	1993-95	76	972
24. Joey Walters, WR	1974-76	59	963
25. Frank Magwood, WR	1979-82	51	920

Touchdown Receptions

Rk Player, Pos.	Years	TD
1. Glenn Smith, TE	1949-51	18
2. Perry Tuttle, WR	1978-81	17
3. Terrance Roulhac, WR	1983-86	16
Derrick Hamilton, WR	2001-03	16
5. Terry Smith, WR	1990-93	15
6. Tony Horne, WR	1994-97	13
Brian Wofford, WR	1996-99	13
Rod Gardner, WR	1997-00	13
9. John McMakin, TE	1969-71	12
10. Joe Blalock, TE	1939-41	11
Jerry Butler, WR	1975-78	11
Gary Cooper, WR	1985-89	11

Yards Per Reception

Rk Player, Pos.	Years	Rec.	Yards	Y/Rec.
1. Joe Blalock, TE	1939-41	38	773	20.34
2. Gary Cooper, FLK	1985-89	79	1592	20.15
3. Frank Magwood, WR	1979-82	51	920	18.04
4. Glenn Smith, TE	1949-51	88	1576	17.91
5. Eddis Freeman, TE	1943-46	37	655	17.70
6. Dwight Clark, WR	1975-78	33	571	17.30
7. Bill Mathis, TB	1957-59	35	602	17.20
8. Charlie Waters, WR	1967-69	68	1166	17.15
9. Perry Tuttle, WR	1978-81	150	2534	16.89
10. Terry Smith, WR	1990-93	162	2681	16.55
11. Wayne Bell, TE	1964-66	54	883	16.35
12. Joey Walters, WR	1974-76	59	963	16.32
13. Bennie Cunningham, TE	1972-75	64	1044	16.31
14. Terrance Roulhac, WR	1983-86	92	1487	16.16
15. Jerry Butler, WR	1975-78	139	2223	15.99

Note: Minimum 30 receptions.

Total Offense Yards

Rk Player	Years	Plays	Rush	Pass	Total
1. Charlie Whitehurst	2002-05	1599	101	9460	9561
2. Woodrow Dantzler	1998-01	1587	2761	6037	8798
3. Nealon Greene	1994-97	1158	1067	5719	6786
4. Steve Fuller	1975-78	1089	1737	4359	6096
5. Rodney Williams	1985-88	1024	863	4647	5510
6. Homer Jordan	1979-82	859	971	3643	4614
7. DeChane Cameron	1988-91	765	926	3300	4226
8. Raymond Priestler	1994-97	805	3966	0	3966
9. Bobby Gage	1945-48	594	1309	2448	3757
10. Mike Eppley	1980-84	614	398	3354	3752
11. Brandon Streeter	1996-99	610	52	3504	3556
12. Billy Hair	1950-52	616	1579	1885	3464
13. Tommy Kendrick	1969-71	794	-484	3893	3409
14. Ken Pengitore	1971-73	703	898	2412	3310
15. Travis Zachery	1998-01	692	3058	0	3058
16. Kenny Flowers	1983-86	590	2914	0	2914
17. Terry Allen	1987-89	525	2778	66	2844
18. Ray Mathews	1947-50	449	1886	907	2793
19. Jimmy Addison	1965-67	472	172	2616	2788
20. Don King	1952-54	574	684	2077	2761
21. Willie Simmons	2000-02	499	104	2530	2634

Scoring

Rk Player, Pos.	Years	TD	PAT	FGA	TP
1. Aaron Hunt, PK	2000-03	0	164-172	55-76	329
2. Nelson Welch, PK	1991-94	0	85-92	72-102	301
3. Travis Zachery, TB	1998-01	50	---	---	300
4. Obed Anri, PK	1977-80	0	99-103	63-97	288
5. Chris Gardocki, PK	1988-90	0	72-72	63-89	261

Touchdown Responsibility

Rk Name	Years	Rush	Pass	* Tot
1. Woodrow Dantzler	1998-01	27	41	0 68
2. Charlie Whitehurst	2002-05	9	49	0 58
3. Travis Zachery	1998-01	41	0	9 50
4. Steve Fuller	1975-78	22	22	0 44
5. Nealon Greene	1994-97	8	35	0 43
6. Ray Mathews	1947-50	20	11	8 39
7. Bobby Gage	1945-48	8	24	3 35
8. Mike Eppley	1980-84	5	28	0 33
9. Lester Brown	1976-79	31	0	1 32
10. Fred Cone	1948-50	30	0	1 31
Billy Hair	1950-52	15	15	1 31

* - includes punt returns, kickoff returns, pass receiving, interception returns, and fumble returns

6. David Treadwell, PK	1985-87	0	92-93	47-66	233
7. Bob Paulling, PK	1979-83	0	107-109	23-41	209
8. Lester Brown, RB	1976-79	32	---	---	192
9. Fred Cone, RB	1948-50	31	3-4	---	189
10. Ray Mathews, RB	1947-50	28	---	---	168
Kenny Flowers, RB	1983-86	28	---	---	168
Terry Allen, RB	1987-89	28	---	---	168
13. Cliff Austin, RB	1978-82	27	---	---	162
Woodrow Dantzler, QB	1998-01	27	---	---	162
15. Emory Smith, FB	1993-96	25	---	---	156
16. Jad Dean, PK	2003-05	0	50-51	34-44	152
17. Ray Yauger, RB	1968-70	23	*2	---	140
18. Donald Igwebuikwe, PK	1981-84	0	41-41	32-43	139
19. Chuck McSwain, RB	1979-82	23	---	---	138
Tracy Johnson, RB	1985-88	23	---	---	138
21. Raymond Priestler, RB	1994-97	22	*4	---	136
22. Eddie Seigler, PK	1970-72	0	44-46	30-60	134
Steve Fuller, QB	1975-78	22	*2	---	134
Terrence Flagler, RB	1983-86	22	*2	---	134
25. Charlie Timmons, RB	1939-41	15	39	---	129

* - total two-point conversion points

Interceptions

Rk Player, Pos.	Years	Yards	Avg.	TD	Int.
1. Terry Kinard, FS	1978-82	147	8.6	0	17
2. Fred Knoebel, FB	1950-52	122	8.1	0	15
3. Justin Miller, CB	2002-04	94	7.2	0	13
4. Eddie Geathers, CB	1977-80	114	9.5	0	12
Robert O'Neal, FS	1989-92	119	9.9	0	12
Alex Ardley, CB	1998-00	151	12.6	1	12
Brian Mance, CB	1999-02	73	6.1	0	12
8. Pete Cook, CB	1950-52	129	11.7	0	11
Brian Dawkins, SS	1992-95	101	9.2	1	11
Peter Ford, CB	1993-96	138	12.5	1	11

Interception Return Yards

Rk Player, Pos.	Years	Int.	Avg.	Yards
1. Rex Varn, FS	1976-79	10	27.5	275
2. Antwan Edwards, DB	1995-98	8	24.4	195
3. Don Kelley, DB	1969-71	6	29.7	178
4. Alex Ardley, CB	1998-00	12	12.6	151
5. Terry Kinard, FS	1978-82	17	8.6	147
6. Johnny Rember, LB	1981,82	8	17.9	143
7. Peter Ford, CB	1993-96	11	12.5	138
8. Ray Mathews, DB	1947-50	10	13.1	131
Jamaal Fudge, S	2002-05	10	13.1	131
10. Pete Cook, DB	1950-52	11	11.8	129

Takeaway Return Yards

Rk Player	Years	IR	FR	Total
1. Antwan Edwards	1995-98	8-195	2-104	10-299
2. Rex Varn	1976-79	10-275	---	10-275
3. Don Kelley	1969-71	6-178	---	6-178
4. Alex Ardley	1998-00	12-151	---	12-151
5. Rahim Abdullah	1996-98	2-67	2-83	4-150
6. Terry Kinard	1978-82	17-147	---	17-147
7. Johnny Rember	1981,82	8-143	---	8-143
8. Peter Ford	1993-96	11-138	---	11-138
9. Leomont Evans	1992-95	5-115	1-20	11-135



Career Leaders



10. Ray Mathews	1947-50	10-131	10-131
Jamaal Fudge	2002-05	10-131	10-131

Games Started

Rk Player, Pos.	Years	Starts
1. Eric Harmon, OG	1987-90	47
Jim Bundren, OT	1994-97	47
Glenn Rountree, OG	1994-97	47
Aaron Hunt, PK	2000-03	47
5. Nelson Welch, PK	1991-94	46
6. Jeb Flesch, OG	1988-91	45
7. Rodney Williams, QB	1985-88	44
8. Obed Ariri, PK	1977-80	43
Dale Hatcher, P	1981-84	43
Levon Kirkland, OLB	1988-91	43
11. Bubba Brown, LB	1976-79	42
James Lott, FS	1986-89	42
Terry Smith, WR	1990-93	42
Raymond Priester, TB	1994-97	42

Starts By Position

Offense

TE:	33 by Bennie Cunningham, 1972-75
OT:	47 by Jim Bundren, 1994-97
OG:	47 by Eric Harmon, 1987-90
	47 by Glenn Rountree, 1994-97
C:	36 by Jeff Bak, 1985-88
	36 by Kyle Young, 1998-01
WR:	42 by Terry Smith, 1990-93
QB:	44 by Rodney Williams, 1985-88
RB:	42 by Raymond Priester, 1994-97
PK:	47 by Aaron Hunt, 2000-03

Defense

DE/OLB:	43 by Levon Kirkland, 1988-91
DT:	40 by Jim Stuckey, 1976-79
MG:	37 by Carlos Curry, 1992-95
ILB:	42 by Bubba Brown, 1976-79
SS:	37 by Gene Beasley, 1985-88
FS:	42 by James Lott, 1986-89
CB:	35 by Donnell Woolford, 1985-88
	35 by Alex Ardley, 1998-00
P:	43 by Dale Hatcher, 1981-84

Games

Rk Player, Pos.	Years	Games
1. Gregory Walker, OT	2000-03	50
2. J.J. McKelvey, WR	1999-02	49
Bryant McNeal, DE	1999-02	49
Eric Meekins, FS	1999-02	49
Aaron Hunt, PK	2000-03	49
John Leake, LB	2000-03	49
Khaleed Vaughn, LB	2000-03	49
Maurice Fountain, DE	2001-04	49
9. Jeff Bak, C	1985-88	48
Mark Drag, MG	1985-88	48
Rodney Williams, QB	1985-88	48
Otis Moore, DT	1986-89	48
Stacy Fields, TE	1987-90	48
Jerome Henderson, CB	1987-90	48
John Johnson, OLB	1987-90	48
Jeb Flesch, OG	1988-91	48
Levon Kirkland, OLB	1988-91	48
Ed McDaniel, ILB	1988-91	48
Justin Watts, WR	1996-00	48
Nick Eason, DT	1999-02	48
Brian Mance, CB	1999-02	48
David Dunham, LB	2002-05	48
Jamaal Fudge, S	2002-05	48
Tye Hill, CB/TB	2002-05	48

Special Teams

Punt Return Yards

Rk Player	Years	PR	Avg.	TD	Yards
1. Shad Bryant	1937-39	65	12.0	1	779
2. Donnell Woolford	1985-88	78	9.6	2	754
3. James Lott	1986-89	71	9.6	0	683

All-Purpose Yards

Rk Player, Pos.	Years	Rush	Rec.	KOR	PR	Total
1. Derrick Hamilton, WR	2001-03	358	2312	1552	618	4839
2. Travis Zachery, TB	1998-01	3058	1057	---	276	4391
3. Raymond Priester, RB	1994-97	3966	316	---	---	4282
4. Buddy Gore, TB	1966-68	2571	65	637	---	3273
5. Kenny Flowers, TB	1983-86	2914	192	40	---	3146
6. Ray Mathews, WB	1947-50	1886	650	294	298	3128
7. Terry Allen, TB	1987-89	2778	243	80	---	3101
8. Ray Yaeger, TB	1968-70	2439	328	177	---	2944
9. Perry Tuttle, WR	1978-81	103	2534	266	---	2903
10. Tony Horne, WR	1994-97	7	1750	795	332	2884
11. Woodrow Dantzler, QB	1998-01	2761	5	---	---	2766
12. Ray Williams, WR	1983-86	118	1290	1350	---	2758
13. Terry Smith, WR	1990-93	34	2681	---	---	2715
14. Rod Gardner, WR	1997-00	0	2498	168	---	2666
15. Joe Henderson, TB	1987-89	1752	99	802	5	2658

4. Don Kelley	1969-71	56	11.3	2	632
5. Derrick Hamilton	2001-03	68	9.1	0	618
6. Willie Jordan	1975-78	54	10.5	0	569
7. Billy Davis	1980-83	87	6.4	0	555
8. Darnell Stephens	1991-93	44	10.5	1	463
9. Steak Lawton	1934-36	26	17.5	2	456
10. Richie Luzzi	1966-68	56	7.9	1	441

Kickoff Return Yards

Rk Player	Years	KOR	Avg.	TD	Yards
1. Derrick Hamilton	2001-03	58	26.8	2	1552
2. Justin Miller	2002-04	50	30.7	3	1534
3. Andre Humphrey	1992-95	68	21.9	0	1486
4. Ray Williams	1983-86	66	20.5	0	1350
5. Terrence Roulhac	1983-86	42	26.4	0	1108
6. Warren Ratchford	1974-78	44	22.0	0	848
7. Joe Henderson	1987-89	30	27.6	1	802
8. Tony Horne	1994-97	30	26.5	0	795
9. William Scott	1974,75	36	20.1	0	723
10. Antwan Edwards	1995-98	30	23.8	0	713

Kick Scoring

Rk Player	Years	Points
1. Aaron Hunt	2000-03	329
2. Nelson Welch	1991-94	301
3. Obed Ariri	1977-80	288
4. Chris Gardocki	1988-90	261
5. David Treadwell	1985-87	233
6. Bob Paulling	1979-83	209
7. Jad Dean	2003-05	152
8. Donald Igwebuike	1981-84	139
9. Eddie Seigler	1970-72	134

Field Goals Made

Rk Player	Years	FG
1. Nelson Welch	1991-94	72
2. Obed Ariri	1977-80	63
Chris Gardocki	1988-90	63
4. Aaron Hunt	2000-03	55
5. David Treadwell	1985-87	47
6. Bob Paulling	1979-83	34
Jad Dean	2003-05	34
8. Donald Igwebuike	1981-84	32
9. Eddie Seigler	1970-72	30

PATs

Rk Player	Years	PAT
1. Aaron Hunt	2000-03	164
2. Bob Paulling	1979-83	107
3. Obed Ariri	1977-80	99
4. David Treadwell	1985-87	92
5. Nelson Welch	1991-94	85
6. Charles Radcliff	1950-52	72
Chris Gardocki	1988-90	72

Punting Average

Rk Player	Years	Att.	Yards	Avg.
1. Chris Gardocki	1988-90	151	6566	43.48
2. Dale Hatcher	1981-84	191	8191	42.99
3. Banks McFadden	1937-39	94	3967	42.20
4. David Sims	1977-80	197	8126	41.25
5. Mitch Tyner	1973,74	127	5201	40.95
6. Jack Anderson	1968-70	56	2276	40.64
7. Chris McNally	1993-95	73	2946	40.36
8. Andy Newell	1984,85	59	2378	40.31
9. Kevin Laird	1995-98	220	8815	40.07

Note: Minimum 50 punts.





Fourth Quarter Wins



Year	Opponent	Site	Score	Decisive Play	Time Left	1978	North Carolina	H	13-9	Lester Brown 1 run	9:48
1948	Wake Forest	A	21-14	Fred Cone 1 run	11:56	1980	Virginia	A	27-24	Obed Ariri 52 FG	0:06
	Auburn	A	7-6	Ray Mathews 1 run	6:35	1982	Boston College	H	17-17	Donald Igwebuike 43 FG	5:40
	South Carolina	A	13-7	Oscar Thompson recovers blocked punt	4:15	1983	Wake Forest	H	24-17	Stacey Driver 2 run	4:13
1949	Auburn	N	20-20			1985	Virginia Tech	A	20-17	David Treadwell 36 FG	0:00
1950	South Carolina	A	14-14	Fred Cone TD			Virginia	H	27-24	Kenny Flowers 12 run	13:45
	Miami (FL)	A	15-14	Sterling Smith tackles Frank Smith for a safety	6:00	1986	Georgia	A	31-28	David Treadwell 46 FG	0:00
1954	Florida	A	14-7	Don King 1 run	14:54		Maryland	A	17-17	David Treadwell 21 FG	0:10
1955	Virginia Tech	A	21-16	Charlie Bussey-Joel Wells 60 pass	4:06		South Carolina	H	21-21	David Treadwell 31 FG	2:50
	Wake Forest	A	19-13	Billy O'Dell 1 run	2:20	1987	Georgia	H	21-20	David Treadwell 21 FG	0:02
1956	N.C. State	A	13-7	Charlie Horne 10 run	5:26		Duke	H	17-10	Tracy Johnson 4 run	6:46
	Florida	A	20-20	Bob Spooner 1 run	0:32		North Carolina	A	13-10	David Treadwell 30 FG	0:32
1957	Wake Forest	H	13-6	Harvey White-Doug Cline 22 pass	1:36	1988	Virginia	A	10-7	Rodney Williams-Chip Davis 14 pass	1:52
1958	Vanderbilt	A	12-7	Harvey White 3 run	0:03		Oklahoma	N	13-6	Terry Allen 4 run	10:28
	N.C. State	A	13-6	George Usry 1 run	12:16	1990	Maryland	A	18-17	DeChane Cameron-Rudy Harris 11 pass	7:59
	Virginia	H	20-15	Lowndes Shingler 1 run	14:00		N.C. State	A	24-17	Howard Hall 1 run	3:12
	North Carolina	H	26-21	Doug Cline 2 run	2:52	1991	Georgia Tech	H	9-7	Ronald Williams 2 run	2:06
1959	Wake Forest	H	33-31	George Usry 1 run	4:24		Virginia	H	20-20	Nelson Welch 40 FG	0:46
1960	Virginia Tech	H	13-7	Lowndes Shingler 4 run	4:08	1992	Virginia	A	29-28	Nelson Welch 32 FG	0:55
1962	N.C. State	A	7-0	Pat Crain 1 run	4:43	1993	South Carolina	A	16-13	Nelson Welch 31 FG	11:53
	Maryland	A	17-14	Rodney Rogers 23 FG	1:31		Kentucky	N	14-13	Patrick Sapp-Terry Smith 21 pass	0:20
	South Carolina	H	20-17	Rodney Rogers 24 FG	1:24	1996	Georgia Tech	H	28-25	Neal Greene 1 run	4:10
1963	North Carolina	A	11-7	Jim Parker 1 run	7:54	1997	N.C. State	A	19-17	Matt Padgett 20 FG	0:19
1965	Virginia	A	20-14	Thomas Ray-Wayne Bell 16 pass	2:06		Duke	H	29-20	Rahim Abdullah 63 interception return	OT
1966	Duke	H	9-6	Jimmy Addison-Phil Rogers 25 pass	2:32	2000	South Carolina	H	16-14	Aaron Hunt 25 FG	0:03
	Wake Forest	A	23-21	Wilson Childers, James Tompkins tackle Erickson for a safety	0:25	2001	Georgia Tech	A	47-44	Woodrow Dantzler 6 run	OT
	Virginia	H	40-35	Addison 75 pass to Jacky Jackson	3:49	2002	Duke	A	34-31	Aaron Hunt 21 FG	0:08
1967	Duke	A	13-7	Buddy Gore 9 run			South Carolina	H	27-20	Bernard Rambert 2 run	9:38
1968	N.C. State	A	24-19	Ray Yauger 7 run	0:53	2003	Virginia	H	30-27	Charlie Whitehurst-Kevin Youngblood 4 pass	OT
1971	Wake Forest	H	10-9	Eddie Seigler 29 FG	0:37	2004	Wake Forest	H	37-30	Charlie Whitehurst-Kyle Browning 11 pass	OT
1973	Virginia	H	32-27	Ken Pengitore-Jim Lanzendoen 28 pass	6:44		Maryland	H	10-7	Reggie Merriweather 2 run	0:23
1974	Georgia Tech	H	21-17	Mike O'Cain-Bennie Cunningham 3 pass	8:26		Miami (FL)	A	24-17	Reggie Merriweather 2 run	OT
	Georgia	H	28-24	Mike O'Cain 1 run	8:44	2005	Texas A&M	H	25-24	Jad Dean 42 FG	0:02
1975	Wake Forest	H	16-14	Willie Jordan 34 FG	0:05		Maryland	A	28-24	Reggie Merriweather 38 run	2:58
1976	The Citadel	H	10-7	Ciro Piccirillo 23 FG	0:54		South Carolina	A	13-9	James Davis 2 run	5:58
	Florida State	A	15-12	Steve Fuller 1 run	6:36						
1977	N.C. State	H	7-3	Steve Fuller-Jerry Butler 19 pass	12:46						
	South Carolina	A	31-27	Steve Fuller-Jerry Butler 20 pass	0:49						

Note: Above is a list of games since 1948 in which Clemson has scored the last points of the game in the fourth quarter or overtime to erase a deficit or tie, and win or tie a game; **bold** denotes a Clemson home game.



Highest Scoring Quarters



Clemson											
1st	2nd	3rd	4th	Site-Opponent (Score)	Date	21	---	---	---	a - Georgia Tech (42-45)	11-13-1999
---	35	---	---	h - Wake Forest (82-24)	10-31-1981	---	21	---	---	h - Wake Forest (21-35)	10-29-1949
---	28	---	---	h - Presbyterian (55-0)	9-23-1950	---	21	---	---	a - Georgia (0-38)	9-26-1970
---	28	---	---	a - Duke (52-22)	9-30-2000	---	21	---	---	h - N.C. State (39-46)	10-31-1998
---	28	---	---	a - Georgia Tech (42-45)	11-13-1999	---	21	---	---	a - Florida State (31-48)	10-3-2002
---	---	28	---	a - Boston College (35-14)	11-11-1950	---	---	21	---	a - Auburn (0-51)	10-11-1969
---	---	28	---	N1 - Louisiana Tech (49-24)	12-31-2001	---	---	21	---	a - Oklahoma (3-52)	9-30-1972
---	---	---	28	h - Auburn (34-0)	11-24-1951	---	---	---	21	a - North Carolina (0-45)	8-31-1996
---	---	---	28	h - Furman (42-14)	11-26-1960	---	---	---	21	a - Furman (28-21)	11-19-1949
---	---	---	28	a - Maryland (49-25)	11-12-1988	---	---	---	21	a - Florida (13-54)	10-11-1952
---	27	---	---	h - Presbyterian (76-0)	9-22-1945	---	---	---	21	a - Georgia Tech (7-28)	10-3-1970
---	---	27	---	a - Virginia (47-0)	9-26-1959	---	---	---	21	a - Maryland (6-31)	11-11-1972
---	---	27	---	a - South Carolina (47-21)	11-22-1997	---	---	---	21	a - Maryland (0-41)	10-12-1974
---	---	---	27	h - Duke (39-22)	10-19-1958	---	---	---	21	h - South Carolina (35-38)	11-23-1996
26	---	---	---	h - Presbyterian (53-13)	9-20-1952	---	---	---	21	h - Duke (59-31)	12-1-2001
---	---	26	---	h - Presbyterian (76-0)	9-22-1945	---	---	---	21	h - Georgia Tech (24-28)	9-11-2004
---	---	26	---	h - The Citadel (59-0)	11-27-1954						
Opponent						Both Teams					
1st	2nd	3rd	4th	Site-Opponent (Score)	Date	1st	2nd	3rd	4th	Site-Opponent (Score)	Date
---	31	---	---	h - Virginia Tech (0-37)	9-12-1998	---	42 (35-7)	---	---	h - Wake Forest (82-24)	10-31-1981
28	---	---	---	a - N.C. State (17-42)	11-18-1972	---	---	---	42 (27-15)	h - Duke (39-22)	10-19-1968
---	28	---	---	a - Wake Forest (17-45)	11-1-2003	---	---	---	40 (22-18)	h - N.C. State (39-46)	10-31-1998
---	---	28	---	a - Tulane (13-54)	11-9-1946	---	37 (23-14)	---	38 (24-14)	a - Duke (34-31)	11-2-2002
---	---	---	26	a - Miami (FL) (7-39)	10-9-1953	---	---	---	---	h - Furman (42-14)	11-26-1960
---	---	---	26	a - Wake Forest (35-33)	11-1-1980	---	---	---	36 (28-8)	a - Maryland (49-25)	11-12-1988
25	---	---	---	a - Georgia Tech (6-41)	11-20-1943	35 (21-14)	---	---	---	a - N.C. State (31-35)	10-9-1999
---	23	---	---	a - Auburn (0-51)	10-11-1969	---	35 (28-7)	---	---	a - Georgia Tech (42-45)	11-13-1999
---	23	---	---	h - N.C. State (28-30)	10-24-1987	---	---	---	35 (9-26)	a - Wake Forest (35-33)	11-1-1980
---	22	---	---	a - North Carolina (15-32)	11-15-1969	---	---	---	35 (14-21)	h - South Carolina (35-38)	11-23-1996
21	---	---	---	a - Georgia Tech (6-38)	10-2-1965	---	---	---	35 (14-21)	h - Georgia Tech (24-28)	9-11-2004
21	---	---	---	h - North Carolina (7-42)	11-14-1970						

N1 - Humanitarian Bowl at Boise, ID; Note: **Bold** denotes a Clemson home game.





Last Time It Happened



A Punt was Returned for a Touchdown

Clemson - 47 yards by **Chansi Stuckey** vs. Texas A&M at Clemson on Sept. 3, 2005 (Clemson 25-24).

Opponents - Texas Tech's Wes Welker raced 59 yards for a score on a punt return in the 2002 Tangerine Bowl in Orlando, FL on Dec. 23, 2002 (Texas Tech 55-15).

A Kickoff was Returned for a Touchdown

Clemson - 86 yards by Justin Miller vs. Florida State at Tallahassee, FL, his second of the game to tie an NCAA record, on Sept. 25, 2004 (Florida State 41-22).

Opponents - 42 yards by Jericho Cotchery of N.C. State on an inside kick at Clemson on Oct. 24, 2002 (N.C. State 38-6).

A Punt was Blocked for a Touchdown

Clemson - **Gaines Adams** blocked a Leon Jackson III punt. **Bobby Williamson** fell on the ball in the endzone vs. Utah State at Clemson on Oct. 16, 2004 (Clemson 35-6).

Opponents - Geno Hayes of Florida State recovered a blocked punt in the endzone after Lawrence Timmons (credited with 28 yards and a return) blocked a Cole Chason punt at Clemson on Nov. 12, 2005 (Clemson 35-14).

A Safety was Scored

Clemson - **C.J. Gaddis** blocked a Chris Hall punt out of the endzone for a safety vs. Florida State at Tallahassee, FL on Sept. 25, 2004 (Florida State 41-22).

Opponents - Kevin Knight of North Carolina sacked Charlie Whitehurst in the endzone for a safety at Chapel Hill, NC on Nov. 9, 2002 (Clemson 42-12).

A Fumble was Recovered for a Touchdown

Clemson - Chris Jones recovered a high center snap in the endzone for a score vs. Furman at Clemson on Sept. 5, 1998 (Clemson 33-0).

Opponents - Thomas Hill recovered a Derek Watson fumble for South Carolina with 59 seconds left in the game. It gave South Carolina a 14-13 lead on Nov. 18, 2000 at Death Valley (Clemson 16-14).

A Fumble was Returned for a Touchdown

Clemson - J.J. Howard ran 17 yards for a score vs. Furman on Sept. 6, 2003 at Clemson, SC (Clemson 28-17).

Opponent - Jyles Tucker stripped **Charlie Whitehurst** and returned the fumble 12 yards for a touchdown at Winston-Salem, NC on Nov. 1, 2003 (Wake Forest 45-17).

An Interception was Returned for a Touchdown

Clemson - Eric Coleman intercepted a Jay Davis pass and returned it 20 yards for a touchdown vs. N.C. State at Clemson on Oct. 30, 2004 (Clemson 26-20).

Opponents - Leroy Smith of Florida State intercepted a **Charlie Whitehurst** pass and returned it 41 yards for a touchdown at Tallahassee, FL on Sept. 25, 2004 (Florida State 41-22).

Four or More Field Goals Kicked

Clemson - **Jad Dean** was 6-for-6 with makes of 21, 21, 25, 18, 44, and 42 yards vs. Texas A&M at Clemson on Sept. 3, 2005 (Clemson 25-24).

Opponents - 4 by Bret Cimorelli of Florida State at Tallahassee, FL on Nov. 4, 2000. His field goals were from 28, 34, 28, and 34 yards. (Florida State 54-7).

A Player Kicked a 50-Yard Field Goal

Clemson - David Richardson kicked a 52-yard field goal at Wake Forest on Nov. 1, 1997 (Clemson 33-16).

Opponents - Matt Brooks of Duke kicked a 53-yard field goal as time expired at Durham, NC on Nov. 13, 2004 (Duke 16-13).

An Offensive Lineman Scored a Touchdown

Clemson - Offensive guard Harry Olszewski scored on a 12-yard run after a fumbled snap fell in his arms vs. South Carolina at Clemson on Nov. 26, 1966 (Clemson 35-10).

Opponents - Center Peter Anderson of Georgia fell on the ball in the end zone after a Lars Tate fumble. The play took place at Clemson on Sept. 21, 1985 (Georgia 20-13).

A Defensive Lineman Scored a Touchdown

Clemson - Eric Coleman intercepted a Jay Davis pass and returned it 20 yards for a touchdown vs. N.C. State at Clemson on Oct. 30, 2004 (Clemson 26-20).

Opponent - Jyles Tucker stripped **Charlie Whitehurst** and returned the fumble 12 yards for a score vs. Clemson on Nov. 1, 2003 at Winston-Salem, NC (Wake Forest 45-17).

A Player Scored Four Touchdowns in One Game

Clemson - Chad Jasmin scored four touchdowns, all on one-yard rushes, vs. South Carolina on Nov. 22, 2003 at Columbia, SC (Clemson 63-17).

Opponents - Maryland's LaMont Jordan scored on runs of 4, 49, 17, and 1 yard on Oct. 16, 1999 at College Park, MD (Clemson 42-30).

Three Touchdown Passes in One Game By a QB

Clemson - **Charlie Whitehurst** threw three touchdown passes vs. Duke at Clemson on Nov. 5, 2005 (Clemson 49-20).

Opponents - Cory Randolph of Wake Forest threw three touchdown passes at Winston-Salem, NC on Oct. 1, 2005 (Wake Forest 31-27).

20 Points Scored By Any Player

Clemson - Chad Jasmin scored four one-yard touchdowns (24 points) vs. South Carolina on Nov. 22, 2003 at Columbia, SC (Clemson 63-17).

Opponents - Maryland's LaMont Jordan scored on runs of 4, 49, 17, and 1 yard on Oct. 16, 1999 at College Park, MD (Clemson 42-30).

100-Yard Rushing Game By Any Player

Clemson - **James Davis** gained 145 yards rushing on 27 carries vs. South Carolina at Columbia, SC on Nov. 19, 2005 (Clemson 13-9).

Opponents - Mike Davis of South Carolina gained 111 yards rushing on 21 carries at Columbia, SC on Nov. 19, 2005 (Clemson 13-9).

100 Yards Rushing & Passing, Same Game, One Player

Clemson - Woodrow Dantzler had 135 yards rushing and 243 yards passing vs. Duke at Death Valley on Dec. 1, 2001 (Clemson 59-31).

Opponents - Reggie McNeal of Texas A&M rushed for 100 yards and threw for 110 yards at Clemson on Sept. 3, 2005 (Clemson 25-24).

Two Backs Over 100 Yards Rushing, Same Game

Clemson - Bernard Rambert had 106 yards on 19 carries and **Tye Hill** had 105 on 14 carries vs. North Carolina on Nov. 9, 2002 at Chapel Hill, NC (Clemson 42-12).

Opponents - Courtney Lewis (165) and Reggie McNeal (129) of Texas A&M at College Station, TX on Sept. 18, 2004 (Texas A&M 27-6).

Three Backs Over 100 Yards Rushing, Same Game

Clemson - Cliff Austin (105), Jeff McCall (103) and Chuck McSwain (103) at Virginia on Oct. 9, 1982 (Clemson 48-0).

Opponents - never accomplished.

Two 100-Yard Receivers, Same Game

Clemson - Airese Currie (152) and **Chansi Stuckey** (112) both had 100-yard receiving games vs. Wake Forest at Clemson on Sept. 4, 2004 (Clemson 37-30).

Opponents - Eron Riley (130) and Ben Patrick (100) of Duke at Clemson on Nov. 5, 2005 (Clemson 49-20).

100 Yards Receiving By Any Player

Clemson - **Chansi Stuckey** had 156 yards receiving vs. Florida State at Clemson on Nov. 12, 2005 (Clemson 35-14).

Opponents - Sidney Rice (122) of South Carolina at Columbia, SC on Nov. 19, 2005 (Clemson 13-9).

10 Receptions By Any Player

Clemson - **Chansi Stuckey** had 11 catches for 156 yards vs. Florida State on Nov. 12, 2005 at Clemson, SC (Clemson 35-14).

Opponents - Ben Patrick of Duke had 10 receptions for 100 yards on Nov. 5, 2005 at Clemson (Clemson 49-20).

100 Yards Rushing By a Quarterback

Clemson - Woodrow Dantzler rushed for 135 yards on 19 carries vs. Duke at Clemson, SC on Dec. 1, 2001 (Clemson 59-31).

Opponents - Reggie McNeal of Texas A&M rushed for 100 yards on nine carries at Clemson on Sept. 3, 2005 (Clemson 25-24).

100 Yards in Interception Returns By Any Player

Clemson - 101 by Willie Underwood (2 returns) vs. South Carolina at Clemson on Nov. 22, 1980 (Clemson 27-6).

Opponents - 128 by Dennis Tabron (3 returns) of Duke at Clemson on Oct. 18, 1980 (Duke 34-17).

100 Yards in Punt Returns By Any Player

Clemson - 105 (3 attempts) by Brian Mance vs. Georgia Tech at Clemson on Oct. 28, 2000 (Georgia Tech 31-28).

Opponents - Virginia Tech's Angelo Harrison had 112 punt return yards at Clemson on Sept. 12, 1998 (Virginia Tech 37-0).

150 Yards in Kickoff Returns By Any Player

Clemson - Justin Miller set an NCAA record with 282 kickoff return yards on six returns vs. Florida State at Tallahassee, FL on Sept. 25, 2004 (Florida State 41-22).

Opponents - 160 yards (on three returns) by Darrell Blackman of N.C. State at Raleigh, NC on Oct. 13, 2005 (Clemson 31-10).

200-Yard Rushing Game By Any Player

Clemson - 220 (on 25 carries) by Woodrow Dantzler at Virginia on Sept. 23, 2000 (Clemson 31-10).

Opponents - 214 (29 carries) by Alvin Blount of Maryland at Baltimore, MD on Nov. 17, 1984 (Maryland 41-23).

300-Yard Passing Game By a QB

Clemson - **Charlie Whitehurst** completed 19-27 passes for 307 yards and four touchdowns vs. Temple at Clemson on Oct. 22, 2005 (Clemson 37-7).

Opponents - Zack Asack of Duke completed 26-43 passes for 328 yards and a touchdown at Clemson on Nov. 5, 2005 (Clemson 49-20).

25 Completions By a QB

Clemson - **Charlie Whitehurst** completed 28 passes in 42 attempts for 304 yards vs. Wake Forest at Winston-Salem, NC on Oct. 1, 2005 (Wake Forest 31-27).

Opponents - Zack Asack of Duke completed 26 passes in 42 attempts for 328 yards and a touchdown at Clemson on Nov. 5, 2005 (Clemson 49-20).

300-Yard Total Offense Game By Any Player

Clemson - **Charlie Whitehurst** ran for -7 yards and passed for 307 yards (300 total yards) vs. Temple at Clemson on Oct. 22, 2005 (Clemson 37-7).

Opponents - Zack Asack of Duke rushed for 27 yards and passed for 328 yards (355 total yards) at Clemson on Nov. 5, 2005 (Clemson 49-20).

A Punt was Blocked

Clemson - **C.J. Gaddis** blocked a Ryan Lux punt vs. Temple at Clemson on Oct. 22, 2005 (Clemson 37-7).

Opponents - Lawrence Timmons of Florida State blocked a **Cole Chason** punt at Clemson on Nov. 12, 2005 (Clemson 35-14).

50-Yard Average By a Punter

Clemson - 50.3 (3-151) by Jamie Somaini at Virginia on Sept. 23, 2000 (Clemson 31-10).

Opponents - 52.0 (4-208) by Ryan Plackemeier of Wake Forest at Winston-Salem, NC on Oct. 1, 2005 (Wake Forest 31-27). Note: Minimum three punts.

